


Inserto Hyblast / Multispiral





00Y4



Boccola a Pressare
(skive)

135

00Y6



Boccola a Pressare
(skive)

135

0019



Boccola a Pressare
(skive)

135



0050Y



Femmina BSP cono 60°
Dado Spinato

136



0370Y



Maschio NPTF svas. 60°

136



0084Y

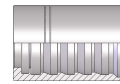


Femmina Metrica cono
24° Serie Pesante

137



002M



Boccola a Pressare
(skive)

137



0900M



Femmina JIC svas. 74°
Dado Spinato

138

0950M



Curva JIC 90° svas. 74°
Dado Spinato

138



0050M



Femmina BSP cono 60°
Dado Spinato

138

0150M



Curva BSP 90° cono 60°
Dado Spinato

139



0370M



Maschio NPTF svas. 60°

139



0084M



Femmina Metrica cono
24° Serie Pesante

139

0184M

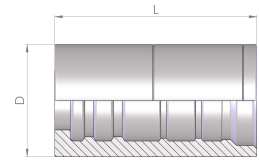


Curva Metrica 90° cono
24° Serie Pesante

140

00Y4

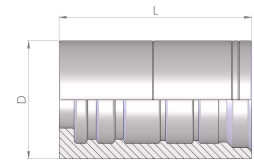
Boccola a Pressare (skive)



Product number	hose I.D.		I.D.		Dimension		valid for
	in		mm		D	L	
00Y4-06	3/8		9.5		32.5	58.5	HB18k
00Y4-08	1/2		12.7		36.5	62	HB18k
00Y4-12	3/4		19		43.8	69	HB15k

00Y6

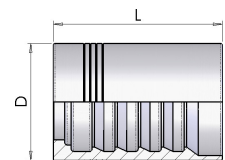
Boccola a Pressare (skive)



Product number	hose I.D.		I.D.		Dimension	
	in		mm		D	L
00Y6-06	3/8		9.5		35.5	58.5
00Y6-08	1/2		12.7		39.8	62
00Y6-12	3/4		19		47	69

0019

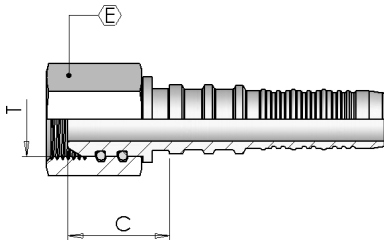
Boccola a Pressare (skive)



Product number	hose I.D.		Dimension		skive	valid for
	in	D	mm	L	Length	
0019-04	1/4	21	6.4	40	30	WB-VHP-4SP-4SH

None

0050Y

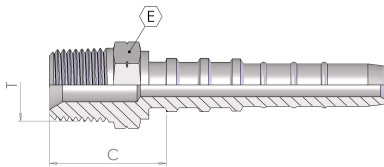


Femmina BSP cono 60° Dado Spinato

Product number	hose I.D.		Dimension			
	in	mm	dash size	Thread T	hex E	Cut-off C
0050Y08-08	1/2	12.7	08	1/2-14	30	33
0050Y16-16	1	25.4	16	1-11	38	40

None

0370Y



Maschio NPTF svas. 60°

(AGN)

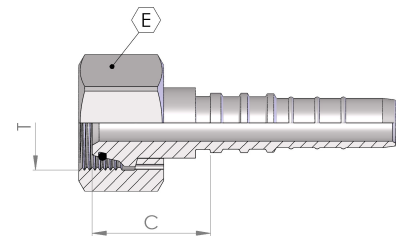
Product number	hose I.D.		I.D.	Dimension		
	in	mm		dash size	Cut-off C	T
0370Y06-06	3/8	9.5	06	29	3/8-18	19
0370Y08-08	1/2	12.7	08	35	1/2-14	22
0370Y12-12	3/4	19	12	37	3/4-14	27
0370Y16-16	1	25.4	16	49	1-11.1/2	38

None

0084Y

Femmina Metrica cono 24° Serie Pesante

(DKOS)

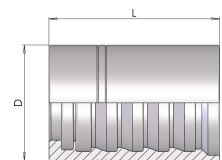


Product number	hose I.D.		Dimension				
	in	mm	dash size	T	erm.	E	Cut-off C
0084Y06-22	3/8	9.5	06	M22-1.5	14	30	38
0084Y06-24	3/8	9.5	06	M24-1.5	16	32	39
0084Y08-24	1/2	12.7	08	M24-1.5	16	34	39
0084Y12-36	3/4	19	12	M36-2	25	46	45

None

002M

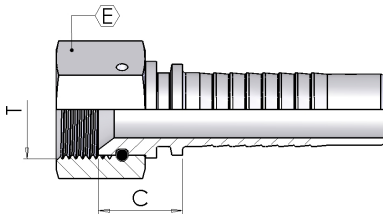
Boccola a Pressare (skive)



Product number	hose I.D.	Dimension		I.D.	skive
	in	D	mm	L	Length
002M-04	1/4	19.6	6.4	38	29
002M-06	3/8	24	9.5	40	31

None

0900M



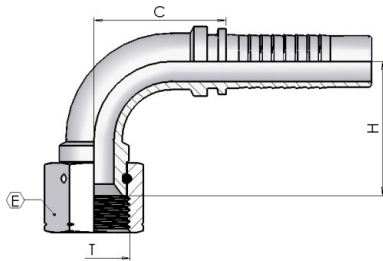
Femmina JIC svas. 74° Dado Spinato

(DKJ)

Product number	hose I.D.		Dimension			
	in	mm	dash size	Thread T	hex E	Cut-off C
0900M04-04	1/4	6.4	04	7/16-20	17	16
0900M06-06	3/8	9.5	06	9/16-18	19	18
0900M06-08	3/8	9.5	06	3/4-16	24	20

None

0950M



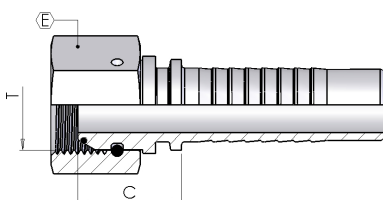
Curva JIC 90° svas. 74° Dado Spinato

(DKJ 90°)

Product number	hose I.D.		Dimension				
	in	mm	dash size	Thread T	hex E	drop H	Cut-off C
0950M04-04	1/4	6.4	04	7/16-20	17	26	26
0950M06-06	3/8	9.5	06	9/16-18	19	33	35
0950M06-08	3/8	9.5	06	3/4-16	24	34	35

None

0050M



Femmina BSP cono 60° Dado Spinato

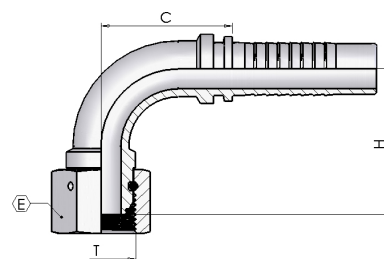
(DKR)

Product number	hose I.D.		Dimension			
	in	mm	dash size	Thread T	hex E	Cut-off C
0050M04-04	1/4	6.4	04	1/4-19	19	20

0150M

Curva BSP 90° cono 60° Dado Spinato

(DKR 90°)



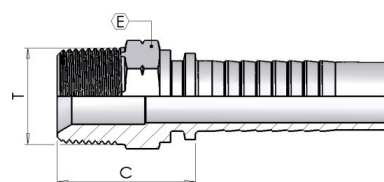
Product number	hose I.D.		Dimension				
	in	mm	dash size	Thread T	hex E	drop H	Cut-off C
0150M04-04	1/4	6.4	04	1/4-19	19	28	26

None

0370M

Maschio NPTF svas. 60°

(AGN)



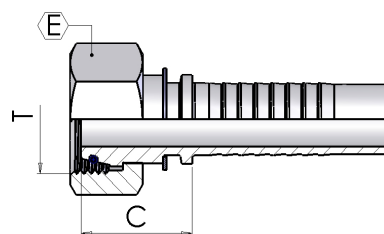
Product number	hose I.D.		Dimension			
	in	mm	dash size	Thread T	hex E	Cut-off C
0370M04-04	1/4	6.4	04	1/4-18	15	29
0370M06-06	3/8	9.5	06	3/8-18	19	29

None

0084M

Femmina Metrica cono 24° Serie Pesante

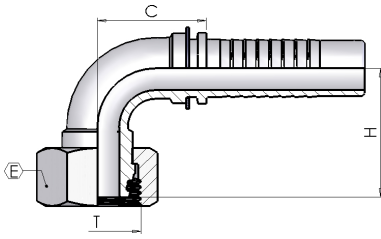
(DKOS)



Product number	hose I.D.		Dimension				
	in	mm	dash size	Thread T	erm.	hex E	Cut-off C
0084M04-16	1/4	6.4	04	M16-1.5	8	19	27
0084M04-18	1/4	6.5	04	M18-1.5	10	22	24

None

0184M



Curva Metrica 90° cono 24° Serie Pesante

(DKOS 90°)

Product number	hose I.D.		Dimension					
	in	dash size	mm	Thread T	erm.	hex E	drop H	Cut-off C
0184M04-16	1/4	04	6.4	M16-1.5	8	19	26	28
0184M04-18	1/4	04	6.4	M18-1.5	10	22	31	33

None