

# International Standard



Single / Double  
Wire Braid

**TFD0012**



Hypress One 1SN

4

**TFD0022**



Hypress Two 2SN

5

**TFE001K**



INTERPUMP Hypress  
1SC

6

**TFE002K**



INTERPUMP Hypress  
2SC

7

**TFA201K**



Hypress EASY K 1SC

8

**TFA202K**



Hypress EASY K 2SC

9

Isobaric

**TFS0017**



INTERPUMP Hypress  
R17

10

Four Wire  
Spiral

**TFD04SP**



Hypress 4SP

11

**TFDM4SP**



INTERPUMP Hypress  
4SP

12



**TFSM012**



INTERPUMP Hypress  
R12

13

Textile

**TFS0006**



Hypress UniLock

14

**TFE02TE**



Hypress 2TE

15

**TFS0003**



EN854 SAE 100R3

16

**TFD03TE**



EN 854 3TE

17

Suction Line

**TFS0004**



INTERPUMP Hy-VACUUM - SAE 100R4

18



**TFS0005**



SAE 100R5

19

# INTERPUMP Hypress One 1SN

## TFD0012

APPLICATIONS :



APPLICABLE SPECS. :

EXCEEDS EN 853 1SN - SAE 100R1AT - ISO 1436 1SN

NO-SKIVE hose. Exceed Burst specification. Impulse tested up to double requirement. Reduced bending radius. Lightness.

**Internal hose:** Synthetic rubber, extruded whole without joints, of uniform thickness.

**Reinforcement:** 1 steel wire braid.

**Covering:** Anti-abrasive synthetic rubber, resistant to oils, fuels and atmospheric conditions.

**Recommended fluid:** Mineral and biological oils, glycol-water based, water, lubricants.

**Operating temperature:** from -40 to +100°C (intermittent 120°C), from -40 to +70° C for water based fluids, from 0 to +70°C water.

Part number	ID		OD	Max WP		Min BP		Min BR		Weight		Ferrule
	in	mm	mm	bar	psi	bar	psi	mm	inch	kg/m	lb/ft	
TFD0012-03	3/16"	4.8	11.2	250	3625	1000	14500	45	1.77	0.171	0.114	001C-03
TFD0012-04	1/4"	6.4	12.8	225	3263	900	13052	50	1.97	0.198	0.133	001C-04
TFD0012-05	5/16"	8.0	14.4	215	3118	860	12472	60	2.36	0.237	0.159	001C-05
TFD0012-06	3/8"	9.5	16.9	180	2610	720	10440	70	2.76	0.301	0.202	001C-06
TFD0012-08	1/2"	12.7	19.9	160	2320	640	9280	90	3.54	0.361	0.242	001C-08
TFD0012-10	5/8"	16.0	23.1	130	1885	520	7540	100	3.94	0.456	0.305	001C-10
TFD0012-12	3/4"	19.0	27.2	105	1523	420	6092	120	4.72	0.574	0.384	001C-12
TFD0012-16	1 "	25.4	35.2	88	1276	352	5104	150	5.91	0.848	0.568	001C-16
TFD0012-20	1.1/4"	31.8	42.6	63	914	250	3625	210	8.27	1.080	0.723	001C-20
TFD0012-24	1.1/2"	38.1	49.6	50	725	200	2900	250	9.84	1.340	0.897	001C-24
TFD0012-32	2"	50.8	63.0	40	580	160	2320	320	12.60	1.840	1.232	001C-32



Available with steel plated braided sleeve version ( in case of order use code TFC0012 ) or stainless steel braided sleeve version ( in case of order use code TFI0012 )

MARKING: Available also embossed brand version. In case of order use TFD0012N.

# INTERPUMP Hypress Two 2SN

## TFD0022

### APPLICATIONS :



### APPLICABLE SPECS. :

EXCEEDS EN 853 2SN - SAE 100R2AT - ISO 1436 2SN

NO-SKIVE hose. Exceed Burst specification. Impulse tested up to double requirement. Reduced bending radius. Lightness.

**Internal hose:** Synthetic rubber, extruded whole without joints, of uniform thickness.

**Reinforcement:** 2 high tensile steel wire braids.

**Covering:** Anti-abrasive synthetic rubber, resistant to oils, fuels and atmospheric conditions.

**Recommended fluid:** Mineral and biological oils, glycol-water based, water, lubricants.

**Operating temperature:** from -40 to +100°C (intermittent 120°C), from -40 to +70° C for water based fluids, from 0 to +70°C water.

Part number	ID		OD	Max WP		Min BP		Min BR		Weight		Ferrule
	in	mm	mm	bar	psi	bar	psi	mm	inch	kg/m	lb/ft	
	TFD0022-03	3/16"	4.8	12.8	415	6018	1650	24072	45	1.77	0.274	
TFD0022-04	1/4"	6.4	14.3	400	5800	1600	23200	50	1.97	0.323	0.216	0022-04
TFD0022-05	5/16"	8.0	15.9	350	5075	1400	20300	60	2.36	0.380	0.254	0022-05
TFD0022-06	3/8"	9.5	18.5	330	4785	1320	19200	70	2.76	0.474	0.317	0022-06
TFD0022-08	1/2"	12.7	21.5	275	3988	1100	15952	90	3.54	0.561	0.376	0022-08
TFD0022-10	5/8"	16.0	24.7	250	3625	1000	14500	100	3.94	0.623	0.437	0022-10
TFD0022-12	3/4"	19.0	28.8	215	3118	860	12472	120	4.72	0.850	0.569	0022-12
TFD0022-16	1"	25.4	37.2	165	2393	660	9572	150	5.91	1.279	0.856	0022-16
TFD0022-20	1.1/4"	31.8	46.5	125	1813	500	7250	210	8.27	1.855	1.242	0022-20
TFD0022-24	1.1/2"	38.1	53.1	90	1305	360	5220	250	9.84	2.015	1.349	0022-24
TFD0022-32	2"	50.8	65.8	80	1160	320	4640	320	12.60	2.690	1.800	0022-32




Available with steel plated braided sleeve version ( in case of order use code TFC0022 ) or stainless steel braided sleeve version ( in case of order use code TFI0022 )

Available also embossed brand version. In case of order use TFD0022N.

# INTERPUMP Hypress 1SC

## TFE001K

APPLICATIONS :



APPLICABLE SPECS. :

EXCEED EN 857 1SC - ISO 11237

NO-SKIVE hose. Exceed Burst specification. Impulse tested up to double requirements.

**Internal hose:** Synthetic rubber, extruded whole without joints, of uniform thickness.

**Reinforcement:** 1 steel wire braid.

**Covering:** Anti-abrasive synthetic rubber, resistant to oils, fuels and atmospheric conditions.

**Recommended fluid:** Mineral and biological oils, glycol-water based, water, lubricants.

**Operating temperature:** from -40 to +120°C (intermittent 135°C), from -40 to +70° C for water based fluids, from 0 to +70°C water.

Part number	ID		OD	Max WP		Min BP		Min BR		Weight		Ferrule
	in	mm	mm	bar	psi	bar	psi	mm	inch	kg/m	lb/ft	
TFE001K-03	3/16"	4.8	10.7	225	3263	900	13050	40	1,57	0.150	0.101	001C-03
TFE001K-04	1/4"	6.4	12.3	225	3263	900	13050	50	1.969	0.182	0.122	001C-04
TFE001K-05	5/16"	8.0	13.5	215	3118	860	12325	55	2.165	0.203	0.136	001C-05
TFE001K-06	3/8"	9.5	15.7	180	2610	720	10440	60	2.362	0.248	0.167	001C-06
TFE001K-08	1/2"	12.7	18.9	160	2320	640	9280	70	2.756	0.341	0.229	001C-08
TFE001K-10	5/8"	16.0	22.4	130	1885	520	7540	90	3.543	0.421	0.283	001C-10
TFE001K-12	3/4"	19.0	25.9	105	1523	420	6090	100	3.937	0.492	0.330	001C-12
TFE001K-16	1 "	25.4	33.7	88	1276	352	5104	180	7.087	0.742	0.499	001C-16

MARKING: Available also embossed brand version. In case of order use code TFE001KN.

# INTERPUMP Hypress 2SC TFE002K

## APPLICATIONS :



## TYPE APPROVAL :

LLOYD'S



## APPLICABLE SPECS. :

EXCEED EN 857 2SC - SAE 100 R16 - ISO 11237

Compact hose with low bend radius (R16). NO-SKIVE solution. Exceed standard Burst requirements. Impulse tested up to double requirements.

**Internal hose:** Synthetic rubber, extruded whole without joints, of uniform thickness.

**Reinforcement:** 2 high tensile steel wire braids.

**Covering:** Anti-abrasive synthetic rubber, resistant to oils, fuels and atmospheric conditions.

**Recommended fluid:** Mineral and biological oils, glycol-water based, water, lubricants.


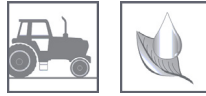
**Operating temperature:** from -40 to +120°C (intermittent 135°C), from -40 to +70° C for water based fluids, from 0 to +70°C water.

Part number	ID		OD	Max WP		Min BP		Min BR		Weight		Ferrule
	in	mm	mm	bar	psi	bar	psi	mm	inch	kg/m	lb/ft	
	TFE002K-04	1/4"	6.4	13.3	400	5800	1600	23200	50	1.969	0.281	
TFE002K-05	5/16"	8.0	14.8	350	5075	1400	20300	55	2.165	0.327	0.220	001C-05
TFE002K-06	3/8"	9.5	17.1	330	4785	1320	19140	65	2.559	0.418	0.281	001C-06
TFE002K-08	1/2"	12.7	20.4	275	3988	1100	15950	90	3.543	0.525	0.353	001C-08
TFE002K-10	5/8"	16.0	23.5	250	3625	1000	14500	100	3.937	0.627	0.421	001C-10
TFE002K-12	3/4"	19.0	27.6	215	3118	860	12470	120	4.724	0.782	0.526	001C-12
TFE002K-16	1"	25.4	35.8	165	2393	660	9570	150	5.906	1.176	0.790	001C-16

Available also embossed brand version. In case of order use TFE002KN.

# Hypress EASY K 1SC TFA201K

## APPLICATIONS :



## APPLICABLE SPECS. :

EN 857 1SC - ISO 11237

Compact hose according to EN 857 ISO 11237. NO-SKIVE solution. Smooth cover.

**Internal hose:** Synthetic rubber, extruded whole without joints, of uniform thickness.

**Reinforcement:** 1 high tensile steel wire braids.

**Covering:** Smooth synthetic rubber, resistant to oils, fuels and atmospheric conditions

**Recommended fluid:** Mineral and biological oils, glycol-water based, water, lubricants.

**Operating temperature:** from -40 to +100°C, from -40 to +70° C for water based fluids, from 0 to +70°C water.

Part number	ID		OD	Max WP		Min BP		Min BR		Weight		Ferrule
	in	mm	mm	bar	psi	bar	psi	mm	inch	kg/m	lb/ft	
	TFA201K-04	1/4"	6.4	12.3	225	3263	900	13050	75	2.953	0.182	
TFA201K-05	5/16"	8.0	13.5	215	3118	860	12470	85	3.346	0.203	0.136	001C-05
TFA201K-06	3/8"	9.5	15.7	180	2610	720	10440	90	3.543	0.248	0.167	001C-06
TFA201K-08	1/2"	12.7	18.9	160	2320	640	9280	130	5.118	0.341	0.229	001C-08
TFA201K-10	5/8"	16.0	22.4	130	1885	520	7540	150	5.906	0.421	0.283	001C-10
TFA201K-12	3/4"	19.0	25.9	105	1523	420	6090	180	7.087	0.491	0.330	001C-12
TFA201K-16	1 "	25.4	33.7	88	1276	352	5104	230	9.056	0.740	0.499	001C-16

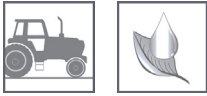
MARKING: Mylar version

**II Hypress Easy K EN 857 - 1SC DN 19 I.D. 3/4" - W.P. 105 BAR/3118 PSI**



# Hypress EASY K 2SC TFA202K

## APPLICATIONS :



## APPLICABLE SPECS. :

EN 857 2SC - ISO 11237

Compact hose according to EN 857 ISO 11237. NO-SKIVE solution. Smooth cover.

**Internal hose:** Synthetic rubber, extruded whole without joints, of uniform thickness.

**Reinforcement:** 2 high tensile steel wire braids.

**Covering:** Smooth synthetic rubber, resistant to oils, fuels and atmospheric conditions.

**Recommended fluid:** Mineral and biological oils, glycol-water based, water, lubricants.

**Operating temperature:** from -40 to +100°C, from -40 to +70° C for water based fluids, from 0 to +70°C water.

Part number	ID		OD	Max WP		Min BP		Min BR		Weight		Ferrule
	in	mm	mm	bar	psi	bar	psi	mm	inch	kg/m	lb/ft	
	TFA202K-04	1/4"	6.4	13.3	400	5800	1600	23200	75	2.953	0.281	
TFA202K-05	5/16"	8.0	14.8	350	5075	1400	20300	85	3.346	0.327	0.220	001C-05
TFA202K-06	3/8"	9.5	17.1	330	4785	1320	19140	90	3.543	0.418	0.281	001C-06
TFA202K-08	1/2"	12.7	20.0	275	3988	1100	15950	130	5.118	0.525	0.353	001C-08
TFA202K-10	5/8"	16.0	23.2	250	3625	1000	14500	170	6.693	0.627	0.421	001C-10
TFA202K-12	3/4"	19.0	27.6	215	3118	860	12470	200	7.874	0.782	0.526	001C-12
TFA202K-16	1 "	25.4	35.8	165	2393	660	9570	250	9.843	1.176	0.790	001C-16

Mylar version

**ih Hypress Easy K EN 857 - 2SC DN 6 I.D. 1/4" - W.P. 400 BAR/5800 PSI**

# INTERPUMP Hypress R17

## TFS0017

### APPLICATIONS :



### APPLICABLE SPECS. :

SAE 100R17 - SAE J 517 - ISO 11237 R17

Isobaric pressure rating 210 bar/3000 psi. No skive compact hose.

**Internal hose:** Synthetic rubber, extruded whole without joints, of uniform thickness.

**Reinforcement:** High tensile steel. 1 braid up to size 1/2", 2 braids from size 5/8" onwards.

**Covering:** Anti-abrasive synthetic rubber, resistant to oils, fuels and atmospheric conditions.

**Recommended fluid:** Mineral and biological oils, glycol-water based, water, lubricants.

**Operating temperature:** from -40 to +100°C (intermittent 120°C), from -40 to +70° C for water based fluids, from 0 to +70°C water.

Part number	ID		OD	Max WP		Min BP		Min BR		Weight		Ferrule
	in	mm	mm	bar	psi	bar	psi	mm	inch	kg/m	lb/ft	
TFS0017-03	3/16"	4.8	10.5	210	3045	840	12180	40	0.787	0.150	0.101	001C-03
TFS0017-04	1/4"	6.4	12.3	210	3045	840	12180	50	1.969	0.185	0.124	001C-04
TFS0017-05	5/16"	7.9	13.5	210	3045	840	12180	55	2.165	0.196	0.132	001C-05
TFS0017-06	3/8"	9.5	15.7	210	3045	840	12180	65	2.559	0.256	0.172	001C-06
TFS0017-08	1/2"	12.7	19.4	210	3045	840	12180	90	3.543	0.378	0.254	001C-08
TFS0017-10	5/8"	16.0	23.5	210	3045	840	12180	100	3.937	0.624	0.419	001C-10
TFS0017-12	3/4"	19.0	27.6	210	3045	840	12180	120	4.724	0.764	0.513	001C-12
TFS0017-16	1 "	25.4	36.2	210	3045	840	12180	150	5.906	1.233	0.829	001C-16

MARKING: Available also embossed brand version. In case of order use code TFS0017N.

# Hypress 4SP

## TFD04SP

### APPLICATIONS :



### APPLICABLE SPECS. :

EN 856 4SP - ISO 3862 4SP

4 high tensile spiral high flexibility. High ozone and abrasion resistance.

**Internal hose:** Synthetic rubber, extruded whole without joints, of uniform thickness.

**Reinforcement:** 4 steel wire spirals.

**Covering:** Anti-abrasive synthetic rubber, resistant to oils, fuels and atmospheric conditions.

**Recommended fluid:** Hydraulic fluids petroleum based (mineral oils), glycol-water based, water, lubricants.

**Operating temperature:** from -40 to +100°C (intermittent 120°C), from -40 to +70° C for water based fluids, from 0 to +70°C water.

Part number	ID		OD	Max WP		Min BP		Min BR		Weight	
	in	mm	mm	bar	psi	bar	psi	mm	inch	kg/m	lb/ft
	TFD04SP-04	1/4"	6.4	17.8	450	6525	1800	26100	150	5.906	0.592
TFD04SP-06	3/8"	9.5	21.2	445	6453	1780	25810	180	7.087	0.790	0.531
TFD04SP-08	1/2"	12.7	24.3	415	6018	1660	24070	230	9.055	0.940	0.632
TFD04SP-10	5/8"	16.0	28.0	350	5075	1400	20300	250	9.843	1.125	0.756
***TFD04SP-12	3/4"	19.0	32.0	350	5075	1400	20300	300	11.811	1.497	1.006
***TFD04SP-16	1 "	25.4	39.5	280	4060	1120	16240	340	13.386	2.150	1.445
***TFD04SP-20	1.1/4"	31.8	50.8	210	3045	840	12180	460	18.11	3.157	2.122
***TFD04SP-24	1.1/2"	38.1	57.2	185	2683	740	10730	560	22.047	3.713	2.495
***TFD04SP-32	2 "	50.8	69.8	165	2393	660	9570	660	25.984	4.870	3.273



Available with steel plated braided sleeve version ( in case of order use code TFCM4SP) or stainless steel braided sleeve version ( in case of order use code TFIM4SP)

\*\*\*Biological oils compatibility

Available also embossed brand version. In case of order use TFD04SPN.

# INTERPUMP Hypress 4SP

## TFDM4SP

### APPLICATIONS :



### TYPE APPROVAL :

MED, DNV - GL, BV, MSHA

### APPLICABLE SPECS. :

EN 856 4SP - ISO 3862 4SP

4 high tensile spiral high flexibility. MSHA cover. Exceeding burst requirements.

**Internal hose:** Synthetic rubber, extruded whole without joints, of uniform thickness.

**Reinforcement:** 4 steel wire spirals.

**Covering:** Anti-abrasive synthetic rubber, resistant to oils, fuels and atmospheric conditions.

**Recommended fluid:** Hydraulic fluids petroleum based (mineral oils), glycol-water based, water, lubricants.

**Operating temperature:** from -40 to + 100° C petroleum based fluids (Intermittent 120°C), from -40 to +70° C for water based fluids, from 0 to +70°C water.

Part number	ID		OD	Max WP		Min BP		Min BR		Weight	
	in	mm	mm	bar	psi	bar	psi	mm	inch	kg/m	lb/ft
	TFDM4SP-04	1/4"	6.4	17.8	450	6525	1800	26100	150	5.906	0.592
TFDM4SP-06	3/8"	9.5	21.2	445	6453	1780	25810	180	7.087	0.790	0.531
TFDM4SP-08	1/2"	12.7	24.3	415	6018	1660	24070	230	9.055	0.940	0.632
TFDM4SP-10	5/8"	16.0	28.0	350	5075	1400	20300	250	9.843	1.125	0.756
TFDM4SP-12	3/4"	19.0	32.0	350	5075	1400	20300	300	11.811	1.497	1.006
TFDM4SP-16	1 "	25.4	39.5	280	4060	1120	16240	340	13.386	2.150	1.445
TFDM4SP-20	1.1/4"	31.8	50.8	210	3045	840	12180	460	18.11	3.157	2.122
TFDM4SP-24	1.1/2"	38.1	57.2	185	2683	740	10730	560	22.047	3.713	2.495
TFDM4SP-32	2 "	50.8	69.8	165	2393	660	9570	660	25.984	4.870	3.273



Available with steel plated braided sleeve version ( in case of order use code TFCM4SP) or stainless steel braided sleeve version ( in case of order use code TFIM4SP)

MARKING: Available also embossed brand version. In case of order use code TFDM4SPN.

**ih INTERPUMP** **Hypress 4SP** ISO 3862/EN 856 - DN 10 I.D. 3/8" - W.P. 445 BAR/6453

# INTERPUMP Hypress R12 TFSM012

## APPLICATIONS :



## TYPE APPROVAL :

MSHA



## APPLICABLE SPECS. :

EN 856 R12 - SAE 100R12 - ISO 3862 R12

High flexibility. Burst pressure exceeding standards. MSHA cover.

**Internal hose:** Synthetic rubber, extruded whole without joints, of uniform thickness.

**Reinforcement:** 4 steel wire spirals.

**Covering:** Anti-abrasive synthetic rubber, resistant to oils, fuels and atmospheric conditions. MSHA Cover.

**Recommended fluid:** Hydraulic fluids petroleum based (mineral oils), glycol-water based, water, lubricants.

**Operating temperature:** from -40 to + 121° C petroleum based fluids (Intermittent 125°C), from -40 to +70° C for water based fluids, from 0 to +70°C water.

Part number	ID		OD	Max WP		Min BP		Min BR		Weight		Ferrule
	in	mm	mm	bar	psi	bar	psi	mm	inch	kg/m	lb/ft	
	TFSM012-06	3/8"	9.5	20.2	280	4060	1580	22910	95	3.74	0.717	
TFSM012-08	1/2"	12.7	23.8	280	4060	1400	20300	110	4.331	0.881	0.592	0009-08
TFSM012-10	5/8"	16.0	27.4	280	4060	1300	18850	130	5.118	1.049	0.705	0009-10
TFSM012-12	3/4"	19.0	30.6	280	4060	1300	18850	145	5.709	1.222	0.821	0009-12 (*)
TFSM012-16	1 "	25.4	37.9	280	4060	1200	17400	210	8.268	1.795	1.207	0009-16 (*)
TFSM012-20	1.1/4"	31.8	47.5	210	3045	1000	14500	240	9.449	2.780	1.868	0009-20
TFSM012-24	1.1/2"	38.1	53.8	176	2552	1000	14500	480	18.898	3.230	2.171	0009-24
TFSM012-32	2 "	50.8	67.0	176	2552	850	12325	600	23.622	4.290	2.883	004H-32

Available also embossed brand version. In case of order use TFSM012N.

# Hypress UniLock TFS0006

## APPLICATIONS :



## APPLICABLE SPECS. :

SAE 100R6 - EN 854 1TE

Unilock fittings series, easy assembly, no tools or clamps required. Safety factor 4:1. Do not use for compressed air braking systems and circuits subject to high pressure impulses.

**Internal hose:** Oil resistant synthetic rubber.

**Reinforcement:** 1 textile braid.

**Covering:** Synthetic rubber resistant to oils, fuels and atmospheric conditions.

**Recommended fluid:**Hydraulic fluids petroleum based (mineral oils), glycol-water based, water, lubricants.

**Operating temperature:** from -40 to + 100° C petroleum based fluids, from -40 to +70° C for water based fluids, from 0 to +70°C water.


Part number	ID		Max WP		Max WP Unilock		Min BR		Weight		Ferrule
	in	mm	bar	psi	bar	psi	mm	inch	kg/m	lb/ft	
	TFS0006I03	3/16"	4.8	34	490	-	-	50	1.969	0.099	
TFS0006I04	1/4"	6.4	28	400	28	400	65	2.559	0.100	0.067	0007-04
TFS0006I05	5/16"	8.0	28	400	* - on request		75	2.953	0.125	0.084	0007-05
TFS0006I06	3/8"	9.5	28	400	28	400	75	2.953	0.150	0.101	0007-06
TFS0006I08	1/2"	12.7	28	400	28	400	100	3.937	0.200	0.134	0007-08
TFS0006I10	5/8"	16.0	24	350	-	-	125	4.921	0.250	0.168	0007-10
TFS0006I12	3/4"	19.0	21	300	21	305	150	5.906	0.300	0.202	0007-12
TFS0006I16	1 "	25.4	20	290	12	174	135	5.315	0.450	0.302	0007-16

MARKING: White ink-jet branded (customization not possible)

# Hypress 2TE

## TFE02TE

### APPLICATIONS :



### APPLICABLE SPECS. :

EN 854 2TE

Braided hose textile.

**Internal hose:** Oil resistant synthetic rubber.

**Reinforcement:** 2 textile braids.

**Covering:** Synthetic rubber resistant to oils, fuels and atmospheric conditions.

**Recommended fluid:** Hydraulic fluids petroleum based (mineral oils), glycol-water based, water, lubricants.

**Operating temperature:** from -40 to +100° C petroleum based fluids, from -40 to +70° C for water based fluids, from 0 to +70°C water.

Part number	ID		OD	Max WP		Min BP		Min BR		Weight		Ferrule
	in	mm	mm	bar	psi	bar	psi	mm	inch	kg/m	lb/ft	
	TFE02TEI03	3/16"	4.8	11.8	80	1160	320	4640	35	1.378	0.118	
TFE02TEI04	1/4"	6.4	13.4	75	1088	300	4350	40	1.575	0.140	0.094	0007-04
TFE02TEI05	5/16"	8.0	14.9	68	986	272	3944	50	1.969	0.154	0.103	0007-05
TFE02TEI06	3/8"	9.5	16.5	63	914	252	3654	60	2.362	0.179	0.120	0007-06
TFE02TEI08	1/2"	12.7	19.7	58	841	232	3364	70	2.756	0.226	0.152	0007-08
TFE02TEI10	5/8"	16.0	23.9	50	725	200	2900	90	3.543	0.312	0.210	0007-10
TFE02TEI12	3/4"	19.0	27.0	45	653	180	2610	110	4.331	0.342	0.230	0007-12
TFE02TEI16	1"	25.4	34.4	40	580	160	2320	150	5.906	0.483	0.325	0007-16

MARKING: White ink-jet branded (customization not possible)

# EN854 SAE 100R3 TFS0003

### APPLICATIONS :



### APPLICABLE SPECS. :

SAE 100R3 - ISO 4079

Braided hose textile.

**Internal hose:** Oil resistant synthetic rubber.

**Reinforcement:** 2 textile braids.

**Covering:** Synthetic rubber resistant to oils, fuels and atmospheric conditions.

**Recommended fluid:** Hydraulic fluids petroleum based (mineral oils), glycol-water based, water, lubricants.

**Operating temperature:** from -40 to +100° C petroleum based fluids, from -40 to +70° C for water based fluids.

Part number	ID		OD	Max WP		Min BP		Min BR		Weight		Ferrule
	in	mm	mm	bar	psi	bar	psi	mm	inch	kg/m	lb/ft	
TFS0003-03	3/16"	4.8	12.7	103	1494	412	5974	76	2.992	0.129	0.087	0003-03
TFS0003-04	1/4"	6.4	14.3	86	1247	344	4988	80	3.15	0.160	0.108	0003-04
TFS0003-05	5/16"	8.0	17.5	83	1204	332	4814	102	4.016	0.250	0.168	0003-05
TFS0003-06	3/8"	9.5	19.1	78	1131	312	4524	102	4.016	0.280	0.188	0003-06
TFS0003-08	1/2"	12.7	23.8	69	1001	276	4002	127	5	0.410	0.276	0003-08
TFS0003-10	5/8"	16.0	27.0	60	870	240	3480	140	5.512	0.470	0.316	0003-10
TFS0003-12	3/4"	19.0	31.8	52	754	208	3016	152	5.984	0.650	0.437	0003-12
TFS0003-16	1 "	25.4	38.1	39	566	156	2262	203	7.992	0.830	0.558	0003-16
TFS0003-20	1.1/4"	31.8	44.5	26	377	104	1508	254	10	1.000	0.672	0003-20



# EN 854 3TE TFD03TE

## APPLICATIONS :



## APPLICABLE SPECS. :

EN 854 3TE

Braided hose textile.

**Internal hose:** Oil resistant synthetic rubber.

**Reinforcement:** Textile braids.

**Covering:** Synthetic rubber resistant to oils, fuels and atmospheric conditions.

**Recommended fluid:** Hydraulic fluids petroleum based, glycol-water based, lubricant.

**Operating temperature:** from -40 to + 100° C petroleum based fluids, from -40 to +70° C for water based fluids, from 0 to +70°C water.

Part number	ID		OD	Max WP		Min BP		Min BR		Weight		Ferrule
	in	mm	mm	bar	psi	bar	psi	mm	inch	kg/m	lb/ft	
TFD03TE-03	3/16"	4.8	12.8	160	2320	640	9280	40	1.575	0.200	0.134	0003-03
TFD03TE-04	1/4"	6.4	14.4	145	2103	580	8410	45	1.772	0.180	0.121	0003-04
TFD03TE-05	5/16"	8.0	16.9	130	1885	520	7540	55	2.165	0.240	0.161	0003-05
TFD03TE-06	3/8"	9.5	18.5	110	1595	440	6380	70	2.756	0.260	0.175	0003-06
TFD03TE-08	1/2"	12.7	21.7	93	1349	372	5394	85	3.346	0.330	0.222	0003-08
TFD03TE-10	5/8"	16.0	25.9	80	1160	320	4640	105	4.134	0.440	0.296	0003-10
TFD03TE-12	3/4"	19.0	29.0	70	1015	280	4060	130	5.118	0.490	0.329	0003-12
TFD03TE-16	1 "	25.4	35.9	55	798	220	3190	150	5.906	0.670	0.450	0003-16
TFD03TE-20	1.1/4"	31.8	42.3	45	653	180	2610	190	7.48	0.830	0.558	0003-20
TFD03TE-24	1.1/2"	38.1	49.6	40	580	160	2320	240	9.449	1.050	0.706	0003-24
TFD03TE-32	2 "	50.8	62.3	33	479	132	1914	300	11.811	0.200	0.134	*

# INTEPUMP Hy-VACUUM - SAE 100R4

## TFS0004

APPLICATIONS :



APPLICABLE SPECS. :

SAE 100R4

Biological oils compatibility - High Ozone Resistance - Half Bend Radius

**Internal hose:** Oil resistant synthetic rubber.

**Reinforcement:** 2 textile braids + 1 spiral braid.

**Covering:** Synthetic rubber resistant to oils, fuels and atmospheric conditions.

**Recommended fluid:**Hydraulic fluids petroleum based, glycol-water based, lubricants.

**Operating temperature:** from -40 to +100°C continuous +70°C for water based fluids

Part number	ID		OD	Max WP		Min BP		Min BR		Weight		Ferrule
	in	mm	mm	bar	psi	bar	psi	mm	inch	kg/m	lb/ft	
	TFS0004-12	3/4"	19.0	29.0	21	315	84	1260	60	2.4	0.610	
TFS0004-16	1 "	25.0	35.0	17	255	68	1020	75	3.0	0.750	0.510	012N-16
TFS0004-20	1.1/4"	32.0	42.0	14	210	56	840	100	3.9	0.920	0.620	012N-20
TFS0004-24	1.1/2"	38.0	48.5	10.5	158	42	630	127	5.0	1.140	0.770	012N-24
TFS0004-32	2 "	51.0	63.0	7	105	28	420	150	5.9	1.810	1.210	012N-32
TFS0004-40	2.1/2"	63.5	76.0	4	60	16	240	178	7.0	2.430	1.640	012N-40
TFS0004-48	3 "	76.0	89.0	4	60	16	240	230	9.1	2.990	2.010	012N-48



Available with steel plated braided sleeve version ( in case of order use code TFC0004) or stainless steel braided sleeve version ( in case of order use code TFI0004)

MARKING: Available only "mylar"

**ih INTERPUMP** **Hy-Vacuum** SAE 100 R4 - DN 63 I.D. 2 1/2" - W.P. 4 BAR/62 PSI

# SAE 100R5 TFS0005

## APPLICATIONS :



## APPLICABLE SPECS. :

SAE 100R5

Abrasion resistant textile braid cover. NO -SKIVE solution available.

**Internal hose:** Synthetic rubber, extruded whole without joints, of uniform thickness.

**Reinforcement:** 1 steel wire braid.

**Covering:** Textile braided cover.

**Recommended fluid:** Hydraulic fluids petroleum based (mineral oils), glycol-water based, water, lubricants.

**Operating temperature:** from -40 to + 100° C petroleum based fluids (Intermittent 120°C), from -40 to +70° C for water based fluids, from 0 to +70°C water.

Part number	ID		OD	Max WP		Min BP		Min BR		Weight		Ferrule
	in	mm	mm	bar	psi	bar	psi	mm	inch	kg/m	lb/ft	
	TFS0005-04	3/16"	4.8	13.2	210	3045	840	12180	75	2.953	0.190	
TFS0005-05	1/4"	6.4	14.8	210	3045	840	12180	85	3.346	0.224	0.151	0003-04
TFS0005-06	5/16"	7.9	17.2	157	2277	628	9106	100	3.937	0.283	0.190	0003-05
TFS0005-08	13/32"	10.3	19.5	140	2030	560	8120	115	4.528	0.350	0.235	0003-06
TFS0005-10	1/2"	12.7	23.4	122	1769	488	7076	140	5.512	0.473	0.318	0003-08
TFS0005-12	5/8"	15.9	27.4	105	1523	420	6090	165	6.496	0.617	0.415	0003-10
TFS0005-16	7/8"	22.2	31.4	56	812	224	3248	185	7.283	0.570	0.383	0003-12
TFS0005-20	1.1/8"	28.6	38.1	43	624	172	2494	230	9.055	0.795	0.534	*
TFS0005-24	1.3/8"	34.9	44.5	35	508	140	2030	265	10.433	1.020	0.685	*
TFS0005-32	1.13/16"	46.0	56.4	24	348	96	1392	335	13.189	1.420	0.954	*

\* Ask to our Technical Dept.

MARKING: White ink-jet branded (customization not possible)