

DIN Adaptors - D





7400



Nut (ISO 8434-1) N

161

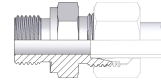
7410



Cutting ring (ISO 8434-1)
CR

162

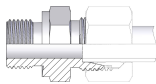
7430_BS



Male stud connector
BSPP thread (Form B ISO
1179-4) SDS

163

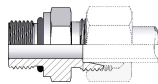
7430_M



Male stud connector
Metric fine thread (Form
B ISO 9974-3) SDS

165

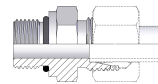
7430_I



Male stud connector
Metric fine thread (Form
F ISO 6149-2/3)

166

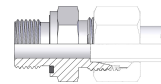
7430_UN



Male stud connector
UNF thread (ISO
11926-2/3)

167

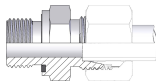
7440_BS



Male stud connector
with Elastomeric Sealing
(Form E ISO 1179-2)

168

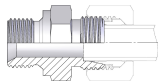
7440_M



Male stud connector
with Elastomeric Sealing
(Form E ISO 9974-2) SDS

170

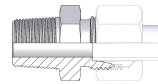
7435



Male stud connector
BSPP thread (ISO
8434-6)

171

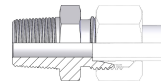
7450_BT



Male stud connector
BSPP tapered thread
(Form C DIN 3852-2) SDS

173

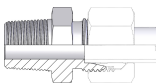
7450_M



Male stud connector
Metric fine tapered
thread (Form C DIN
3852-1) SDS

173

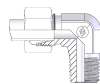
7450_NP



Male connector NPTF
tapered thread SDS

174

7460_BS



Male stud elbow
connector BSPT tapered
thread (Form C DIN
3852-2) SDE

175

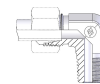
7460_M



Male stud elbow
connector Metric fine
tapered thread (Form C
DIN 3852-1) SDE

176

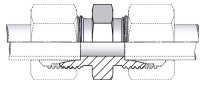
7460_NP



Male stud elbow - NPTF
tapered thread (ISO
8434-1) SDE

177

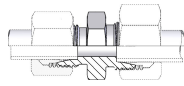
7500



Straight union (ISO 8434-1)S

178

7510



Straight reducer (ISO 8434-1)

179

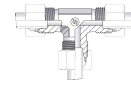
7520



Union elbow (ISO 8434-1) E

181

7000



Union tee (ISO 8434-1) T

182

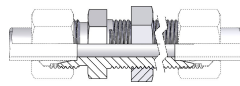
7010



Union cross (ISO 8434-1) K

183

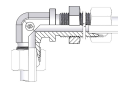
7020



Bulkhead union (ISO 8434-1) BHSLN

184

7130



Bulkhead elbow (ISO 8434-1) BHELN

185

M107



Bulkhead locknut

186

7360_BS



Swivel connector BSPP thread with Elastomeric Sealing (Form E ISO 1179-2)

187

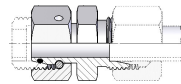
7360_M



Swivel connector Metric fine thread with Elastomeric Sealing (Form E ISO 9974-2) SWOSDS

188

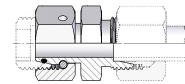
7370_L



Metric union reducer light series RDSW

189

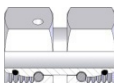
7370_S



Metric union reducer heavy series RDSW

191

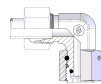
7380



Swivel union (ISO 8434-1) SW20S

193

7330



Swivel elbow (ISO 8434-1) SWOE

194

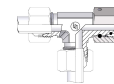
7335



Swivel 45° elbow (ISO 8434-1) SWOE45

195

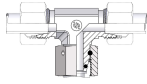
7350



Swivel Run Tee (ISO 8434-1)

196

7340



Swivel branch tee (ISO 8434-1) SWOBT

197

7600_M



90° Adjustable Metric stud elbow with O-ring and retaining ring

198

7600_BS



90° Adjustable BSP stud elbow (ISO 1179)

199

7600_UN



90° Adjustable UNF stud elbow (ISO 11926)

200

7605



90° Adjustable Metric stud elbow (ISO 6149)

201

7630



45° Adjustable BSP stud elbow (ISO 1179)

202

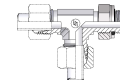
7635



45° Adjustable Metric stud elbow (ISO 6149)

203

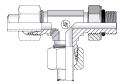
7610_BS



Adjustable stud Run Tee BSP (ISO 1179)

204

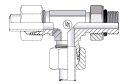
7610_UN



Adjustable stud Run Tee UNF (ISO 11926)

205

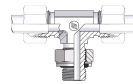
7615



Adjustable stud Run Tee Metric (ISO 6149)

206

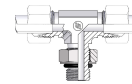
7620_BS



Adjustable stud Branch Tee BSP (ISO 1179)

207

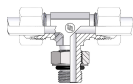
7620_UN



Adjustable stud Branch Tee UNF (ISO 11926)

208

7625



Adjustable stud Branch Tee Metric (ISO 6149)

209

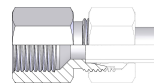
7240



Thread reducing coupling with Elastomeric sealing (Form S, ISO 1179- 2)

210

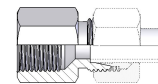
7250_BS



Female connector BSPP thread S

212

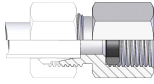
7250_M



Female connector Metric fine thread S

213

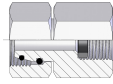
7030



Gauge connector BSPP thread (ISO 8434-1) SGC

214

7035



Swivel gauge connector (ISO 8434-1) SWOGC

215

7260_BS



Blanking plug for port thread: BSPP (Form E ISO 1179-2) PLE

216

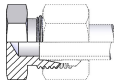
7260_M



Blanking plug for port thread: Metric fine (Form E ISO 9974-2) PLE

217

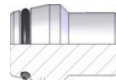
7270



Plug (ISO 8434-1) PL

218

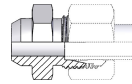
7290



Pipe plug with O-Ring seal (ISO 8434-1) PL

219

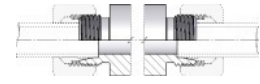
7420



Weld connector (ISO 8434-1) WDS

220

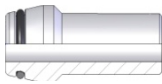
7120



Welding straight bulkhead (ISO 8434-1)WDBHS

221

7280

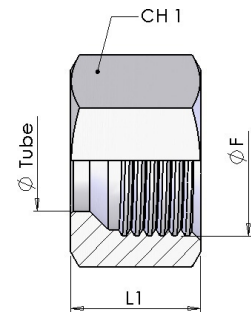


Welding nipple with O-ring seal WDNP

222

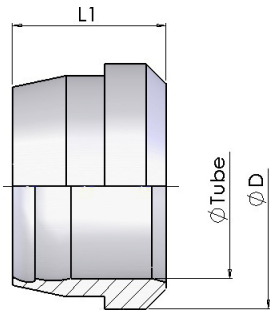
7400

Nut (ISO 8434-1) N



Product number	Ø tube	Tipo	W.P.	Thread	Dimension		Weight
	mm				L1	CH1	
7400-04LLNI	4	LL	100	M 8x1	11	10	0,004
7400-06LLNI	6	LL	100	M 10x1	11.5	12	0,006
7400-08LLNI	8	LL	100	M 12x1	12	14	0,007
7400-06LNI	6	L	315	M 12x1,5	14.5	14	0,010
7400-08LNI	8	L	315	M 14x1,5	14.5	17	0,015
7400-10LNI	10	L	315	M 16x1,5	15.5	19	0,018
7400-12LNI	12	L	315	M 18x1,5	15.5	22	0,025
7400-15LNI	15	L	315	M 22x1,5	17	27	0,042
7400-18LNI	18	L	315	M 26x1,5	18	32	0,062
7400-22LNI	22	L	160	M 30x2	20	36	0,082
7400-28LNI	28	L	160	M 36x2	21	41	0,089
7400-35LNI	35	L	160	M 45x2	24	50	0,137
7400-42LNI	42	L	160	M 52x2	24	60	0,216
7400-06SNI	6	S	630	M 14x1,5	16.5	17	0,017
7400-08SNI	8	S	630	M 16x1,5	16.5	19	0,020
7400-10SNI	10	S	630	M 18x1,5	17.5	22	0,031
7400-12SNI	12	S	630	M 20x1,5	17.5	24	0,034
7400-14SNI	14	S	630	M 22x1,5	20.5	27	0,053
7400-16SNI	16	S	400	M 24x1,5	20.5	30	0,066
7400-20SNI	20	S	400	M 30x2	24	36	0,102
7400-25SNI	25	S	400	M 36x2	27	46	0,202
7400-30SNI	30	S	250	M 42x2	29	50	0,219
7400-38SNI	38	S	250	M 52x2	32.5	60	0,339

7410

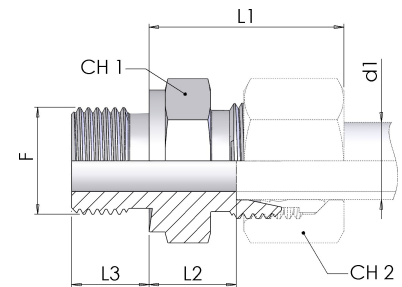


Cutting ring (ISO 8434-1) CR

Product number	Tipo	W.P. bar	Ø tube mm	Dimension		Weight kg/unit
				L1	D	
7410-04LL	LL	100	4	6	6	0,0003
7410-06LL	LL	100	6	7	8	0,0008
7410-08LL	LL	100	8	7	10	0,0010
7410-06LS	LS	630	6	9.5	10	0,0017
7410-08LS	LS	630	8	9.5	12	0,0022
7410-10LS	LS	630	10	10	14	0,0031
7410-12LS	LS	630	12	10	16	0,0035
7410-15L	L	250	15	10	19	0,0045
7410-18L	L	160	18	10	23	0,0055
7410-22L	L	160	22	10.5	27	0,0077
7410-28L	L	100	28	11	33	0,0094
7410-35L	L	100	35	13	41	0,0200
7410-42L	L	100	42	13	48	0,0230
7410-14S	S	630	14	10	19	0,0390
7410-16S	S	400	16	10.5	21	0,0560
7410-20S	S	400	20	12	26	0,0154
7410-25S	S	400	25	12	32	0,0133
7410-30S	S	250	30	13	36	0,0193
7410-38S	S	250	38	13	44	0,2250

7430_BS

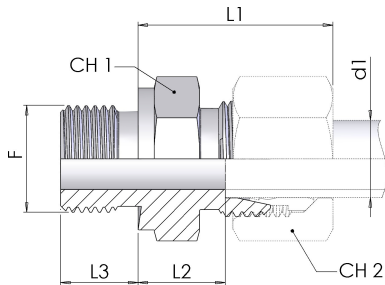
Male stud connector BSPP thread (Form B ISO 1179-4)SDS



Product number	Ø tube	Tipo	W.P.	Dimension						Weight
	mm			bar	F	L1	L2	L3	CH1	
7430-06LR-1NI	6	L	315	G 1/8	23	8.5	8	14	14	0,014
7430-06LR04-1NI	6	L	315	G 1/4	24.5	10	12	19	14	0,024
7430-06LR06-1NI	6	L	315	G 3/8	26	11.5	12	22	14	0,040
7430-08LR02-1NI	8	L	315	G 1/8	24.5	9.5	8	14	17	0,027
7430-08LR-1NI	8	L	315	G 1/4	25	10	12	19	17	0,027
7430-08LR06-1NI	8	L	315	G 3/8	26.5	11.5	12	22	17	0,044
7430-08LR08-1NI	8	L	315	G 1/2	27	12	14	27	17	0,074
7430-10LR-1NI	10	L	315	G 1/4	26	11	12	19	19	0,030
7430-10LR06-1NI	10	L	315	G 3/8	27.5	12.5	12	22	19	0,045
7430-10LR08-1NI	10	L	315	G 1/2	28	13	14	27	19	0,072
7430-12LR04-1NI	12	L	315	G 1/4	26.5	12	12	19	22	0,032
7430-12LR-1NI	12	L	315	G 3/8	27	12.5	12	22	22	0,042
7430-12LR08-1NI	12	L	315	G 1/2	27.5	13	14	27	22	0,071
7430-15LR06-1NI	15	L	315	G 3/8	28.5	13.5	12	24	27	0,052
7430-15LR-1NI	15	L	315	G 1/2	29	14	14	27	27	0,071
7430-15LR12-1NI	15	L	315	G 3/4	30	15	16	32	27	0,117
7430-18LR-1NI	18	L	315	G 1/2	31	14.5	14	27	32	0,070
7430-18LR12-1NI	18	L	315	G 3/4	31	14.5	16	32	32	0,110
7430-22LR08-1NI	22	L	160	G 1/2	33	16.5	14	32	36	0,088
7430-22LR-1NI	22	L	160	G 3/4	33	16.5	16	32	36	0,103
7430-28LR12-1NI	28	L	160	G 3/4	34	17.5	16	41	41	0,143
7430-28LR-1NI	28	L	160	G 1	34	17.5	18	41	41	0,169
7430-35LR-1NI	35	L	160	G 1 1/4	39	17.5	20	50	50	0,274
7430-42LR-1NI	42	L	160	G 1 1/2	42	19	22	55	60	0,349

continue on next page

7430_BS



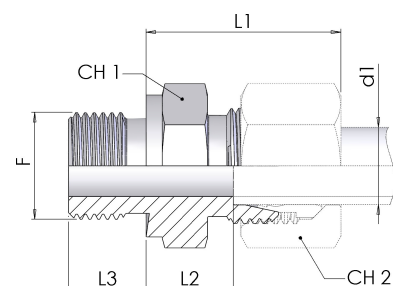
Male stud connector BSPP thread (Form B ISO 1179-4)SDS

continue on previous page

Product number	Ø tube	Tipo	W.P.	Dimension						Weight
	mm			bar	F	L1	L2	L3	CH1	
7430-06SR-1NI	6	S	630	G 1/4	28	13	12	19	17	0,035
7430-06SR08-1NI	6	S	630	G 1/2	33	18	14	27	17	0,067
7430-08SR-1NI	8	S	630	G 1/4	30	15	12	19	19	0,041
7430-08SR06-1NI	8	S	630	G 3/8	30.5	15.5	12	22	19	0,055
7430-10SR04-1NI	10	S	630	G 1/4	30.5	14.5	12	19	22	0,042
7430-10SR-1NI	10	S	630	G 3/8	31	15	12	22	22	0,056
7430-10SR08-1NI	10	S	630	G 1/2	33.5	17.5	14	27	22	0,078
7430-12SR04-1NI	12	S	630	G 1/4	32.5	16.5	12	22	24	0,057
7430-12SR-1NI	12	S	630	G 3/8	33	17	12	22	24	0,062
7430-12SR08-1NI	12	S	630	G 1/2	33.5	17.5	14	27	24	0,097
7430-14SR06-1NI	14	S	630	G 3/8	36.5	18.5	12	24	27	0,075
7430-14SR-1NI	14	S	630	G 1/2	37	19	14	27	27	0,098
7430-16SR06-1NI	16	S	400	G 3/8	36.5	18	12	27	30	0,084
7430-16SR-1NI	16	S	400	G 1/2	37	18.5	14	27	30	0,091
7430-16SR12-1NI	16	S	400	G 3/4	39	20.5	16	32	30	0,155
7430-20SR08-1NI	20	S	400	G 1/2	42	20.5	14	32	36	0,133
7430-20SR-1NI	20	S	400	G 3/4	42	20.5	16	32	36	0,151
7430-25SR12-1NI	25	S	400	G 3/4	47	23	16	41	46	0,241
7430-25SR-1NI	25	S	400	G 1	47	23	18	41	46	0,266
7430-30SR16-1NI	30	S	400	G 1	50	23.5	18	46	50	0,328
7430-30SR-1NI	30	S	400	G 1 1/4	50	23.5	20	50	50	0,417
7430-38SR20-1NI	38	S	315	G 1 1/4	57	26	20	55	60	0,550
7430-38SR-1NI	38	S	315	G 1 1/2	57	26	22	55	60	0,566

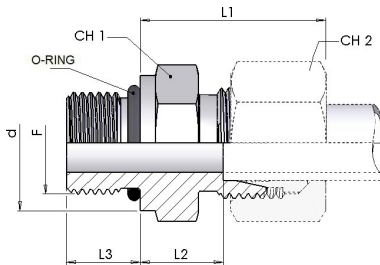
7430_M

Male stud connector Metric fine thread (Form B ISO 9974-3)SDS



Product number	Ø tube	Tipo	W.P.	Dimension						Weight
	mm			bar	F	L1	L2	L3	CH1	
7430-06LM-1NI	6	L	315	M 10x1	23	8.5	8	14	14	0,014
7430-08LM-1NI	8	L	315	M 12x1,5	25	10	12	17	17	0,022
7430-08LM14-1NI	8	L	315	M 14x1,5	26	10	12	19	17	0,029
7430-08LM18-1NI	8	L	315	M 18x1,5	26.5	11.5	12	24	17	0,052
7430-10LM-1NI	10	L	315	M 14x1,5	26	11	12	19	19	0,030
7430-10LM16-1NI	10	L	315	M 16x1,5	27.5	12.5	12	22	19	0,042
7430-10LM18-1NI	10	L	315	M 18x1,5	27.5	12.5	12	24	19	0,052
7430-10LM22-1NI	10	L	315	M 22x1,5	29	14	14	27	19	0,081
7430-12LM-1NI	12	L	315	M 16x1,5	27	12.5	12	22	22	0,040
7430-12LM18-1NI	12	L	315	M 18x1,5	27	12.5	12	24	22	0,045
7430-12LM22-1NI	12	L	315	M 22x1,5	28.5	14	14	27	22	0,078
7430-15LM-1NI	15	L	315	M 18x1,5	29	12	13.5	24	27	0,051
7430-15LM22-1NI	15	L	315	M 22x1,5	30	15	14	27	27	0,078
7430-18LM-1NI	18	L	315	M 22x1,5	31	14.5	14	27	32	0,077
7430-18LM18-1NI	18	L	315	M 18x1,5	30.5	14	12	27	32	0,066
7430-22LM-1NI	22	L	160	M 26x1,5	33	16.5	16	32	36	0,101
7430-28LM-1NI	28	L	160	M 33x2	34	17.5	18	41	41	0,167
7430-35LM-1NI	35	L	160	M 42x2	39	17.5	20	50	50	0,278
7430-42LM-1NI	42	L	160	M 48x2	42	19	22	55	60	0,354
7430-06SM-1NI	6	S	630	M 12x1,5	28	13	12	17	17	0,031
7430-08SM-1NI	8	S	630	M 14x1,5	30	15	12	19	19	0,043
7430-10SM-1NI	10	S	630	M 16x1,5	31	15	12	22	22	0,054
7430-12SM-1NI	12	S	630	M 18x1,5	33	17	12	24	24	0,071
7430-14SM-1NI	14	S	630	M 20x1,5	37	19	14	27	27	0,092
7430-16SM-1NI	16	S	400	M 22x1,5	37	18.5	14	27	30	0,097
7430-20SM-1NI	20	S	400	M 27x2	42	20.5	16	32	36	0,153
7430-25SM-1NI	25	S	400	M 33x2	47	23	18	41	46	0,266
7430-30SM-1NI	30	S	400	M 42x2	50	23.5	20	50	50	0,428
7430-38SM-1NI	38	S	315	M 48x2	57	26	22	55	60	0,573

7430_I



Male stud connector Metric fine thread (Form F ISO 6149-2/3)

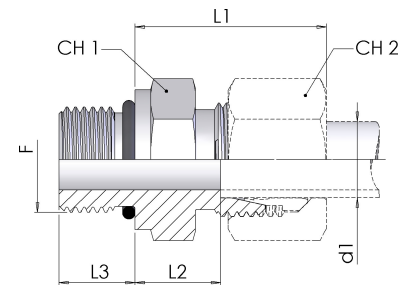
SDS

Product number	Ø tube	Tipo	W.P.	Dimension						Weight
	mm			F	L1	L2	L3	CH1	CH2	
7430-06LI-1NI	6	L	315	M 10x1	23	8.5	8	14	14	0,015
7430-08LI-1NI	8	L	315	M 12x1,5	25	10	12	17	17	0,022
7430-10LI-1NI	10	L	315	M 14x1,5	26	11	12	19	19	0,029
7430-12LI-1NI	12	L	315	M 16x1,5	27	12.5	12	22	22	0,040
7430-15LI-1NI	15	L	315	M 18x1,5	29	14	14	24	27	0,052
7430-18LI-1NI	18	L	315	M 22x1,5	31	14.5	14	27	32	0,077
7430-22LI-1NI	22	L	160	M 27x2	33	16.5	16	32	36	0,105
7430-28LI-1NI	28	L	160	M 33x2	34	17.5	18	41	41	0,164
7430-35LI-1NI	35	L	160	M 42x2	39	17.5	20	50	50	0,265
7430-42LI-1NI	42	L	160	M 48x2	42	19	22	55	60	0,330
7430-06SI-1NI	6	S	630	M 12x1,5	28	13	12	17	17	0,029
7430-08SI-1NI	8	S	630	M 14x1,5	30	15	12	19	19	0,041
7430-10SI-1NI	10	S	630	M 16x1,5	31	15	12	22	22	0,055
7430-12SI-1NI	12	S	630	M 18x1,5	33	17	12	24	24	0,075
7430-16SI-1NI	16	S	400	M 22x1,5	37	18.5	14	27	30	0,099
7430-20SI-1NI	20	S	400	M 27x2	42	20.5	16	32	36	0,164
7430-25SI-1NI	25	S	400	M 33x2	47	23	18	41	46	0,269
7430-30SI-1NI	30	S	250	M 42x2	50	23.5	20	50	50	0,493
7430-38SI-1NI	38	S	250	M 48x2	57	26	22	55	60	0,571

7430_UN

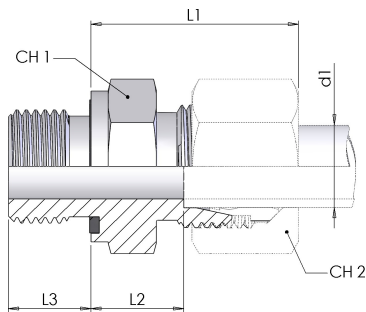
Male stud connector UNF thread (ISO 11926-2/3)

SDS



Product number	Ø tube	Tipo	W.P.	Dimension						Weight
	mm			bar	F	L1	L2	L3	CH1	
7430-08LU04-1NI	8	L	315	7/16-20 UNF	25	10	9	14	17	0,021
7430-10LU04-1NI	10	L	315	7/16-20 UNF	26	11	9	17	19	0,024
7430-12LU06-1NI	12	L	315	9/16-18 UNF	25.5	11	10	19	22	0,032
7430-12LU08-1NI	12	L	315	3/4-16 UNF	27.5	13	11	22	22	0,045
7430-12LU10-1NI	12	L	400	7/8-14 UNF	29.3	12.8	12.7	27	22	0,07
7430-15LU08-1NI	15	L	315	3/4-16 UNF	29	14	11	27	27	0,054
7430-15LU10-1NI	15	L	315	7/8-14 UNF	29	14	11	27	27	0,075
7430-18LU08-1NI	18	L	315	3/4-16 UNF	31	14.5	11	27	32	0,066
7430-18LU10-1NI	18	L	315	7/8-14 UNF	31.5	15	12.5	27	32	0,074
7430-22LU10-1NI	22	L	160	7/8-14 UNF	33.5	17	12.5	32	36	0,098
7430-22LU12-1NI	22	L	160	1 1/16-12 UN	33	16.5	15	32	36	0,102
7430-22LU16-1NI	22	L	250	1 5/16-12 UN	34	16.5	15	41	36	0,175
7430-28LU12-1NI	28	L	160	1 1/16-12 UN	34	17.5	15	41	41	0,143
7430-28LU16-1NI	28	L	160	1 5/16-12 UN	34	17.5	15	41	41	0,162
7430-35LU16-1NI	35	L	160	1 5/16-12 UN	39	17.5	15	46	50	0,211
7430-35LU20-1NI	35	L	160	1 5/8-12 UN	39	17.5	15	50	50	0,249
7430-42LU20-1NI	42	L	160	1 5/8-12 UN	42	19	15	55	60	0,308
7430-08SU04-1NI	08	S	630	7/16-20 UNF	29	14.8	9.2	17	19	0,035
7430-10SU06-1NI	10	S	630	9/16-18 UNF	31	15	10	19	22	0,041
7430-12SU08-1NI	12	S	630	3/4-16 UNF	33.5	17.5	11	22	24	0,074
7430-16SU08-1NI	16	S	400	3/4-16 UNF	34	15.5	11	27	30	0,081
7430-16SU10-1NI	16	S	400	7/8-14 UNF	37.5	19	12.5	27	30	0,087
7430-20SU08-1NI	20	S	400	3/4-16 UNF	42	20.5	11	32	36	0,127
7430-20SU10-1NI	20	S	400	7/8-14 UNF	42.5	21	12.5	32	36	0,138
7430-20SU12-1NI	20	S	400	1 1/16-12 UN	42	20.5	15	32	36	0,150
7430-25SU12-1NI	25	S	400	1 1/16-12 UN	47	23	15	41	46	0,24
7430-25SU16-1NI	25	S	400	1 5/16-12 UN	47	23	15	41	46	0,257
7430-30SU16-1NI	30	S	400	1 5/16-12 UN	50	23.5	15	46	50	0,31
7430-30SU20-1NI	30	S	250	1 5/8-12 UN	50	23.5	15	50	20	0,381

7440_BS



Male stud connector with Elastomeric Sealing (Form E ISO 1179-2)

SDS

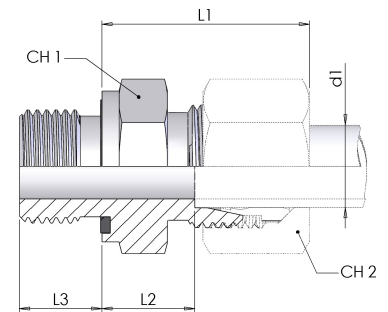
Product number	Ø tube	Tipo	W.P.	Dimension						Weight
	mm			F	L1	L2	L3	CH1	CH2	
7440-06LR-1NI	6	L	315	G 1/8	23	8.5	8	14	14	0,013
7440-06LR04-1NI	6	L	315	G 1/4	24.5	10	12	19	14	0,027
7440-06LR06-1NI	6	L	315	G 3/8	26	11.5	12	22	14	0,038
7440-08LR02-1NI	8	L	315	G 1/8	24.5	9.5	8	14	17	0,015
7440-08LR-1NI	8	L	315	G 1/4	25	10	12	19	17	0,027
7440-08LR06-1NI	8	L	315	G 3/8	26.5	11.5	12	22	17	0,044
7440-08LR08-1NI	8	L	315	G 1/2	27	12	14	27	17	0,072
7440-10LR02-1NI	10	L	315	G 1/8	25.5	110.5	8	17	19	0,020
7440-10LR-1NI	10	L	315	G 1/4	26	11	12	19	19	0,029
7440-10LR06-1NI	10	L	315	G 3/8	27.5	12.5	12	22	19	0,042
7440-10LR08-1NI	10	L	315	G 1/2	28	13	14	27	19	0,063
7440-12LR04-1NI	12	L	315	G 1/4	26.5	12	12	19	22	0,032
7440-12LR-1NI	12	L	315	G 3/8	27	12.5	12	22	22	0,042
7440-12LR08-1NI	12	L	315	G 1/2	27.5	13	14	27	22	0,067
7440-12LR12-1NI	12	L	315	G 3/4	28.5	14	16	32	22	0,091
7440-15LR06-1NI	15	L	315	G 3/8	28.5	13.5	12	24	27	0,051
7440-15LR-1NI	15	L	315	G 1/2	29	14	14	27	27	0,071
7440-15LR12-1NI	15	L	315	G 3/4	30	15	16	32	27	0,117
7440-18LR06-1NI	18	L	315	G 3/8	30.5	14	12	27	32	0,068
7440-18LR-1NI	18	L	315	G 1/2	31	14.5	14	27	32	0,070
7440-18LR12-1NI	18	L	315	G 3/4	31	14.5	16	32	32	0,109
7440-22LR08-1NI	22	L	160	G 1/2	33	16.5	14	32	36	0,087
7440-22LR-1NI	22	L	160	G 3/4	33	16.5	16	32	36	0,102
7440-22LR16-1NI	22	L	160	G 1	34	17.5	18	41	36	0,184
7440-28LR12-1NI	28	L	160	G 3/4	34	17.5	16	41	41	0,146
7440-28LR-1NI	28	L	160	G 1	34	17.5	18	41	41	0,165
7440-28LR20-1NI	28	L	250	G 1 1/4	34	18.5	20	50	46	0,255
7440-35LR16-1NI	35	L	160	G 1	39	17.5	18	46	50	0,238

continue on next page

7440_BS

Male stud connector with Elastomeric Sealing (Form E ISO 1179-2)

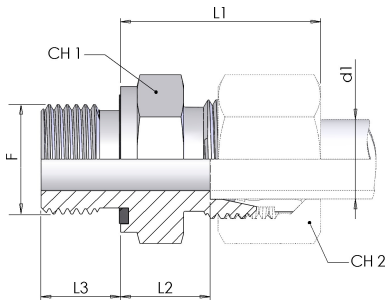
SDS



continue on previous page

Product number	Ø tube	Tipo	W.P.	Dimension						Weight
	mm			bar	F	L1	L2	L3	CH1	
7440-35LR-1NI	35	L	160	G 1 1/4	39	17.5	20	50	50	0,271
7440-42LR20-1NI	42	L	160	G 1 1/4	42	19	20	55	60	0,336
7440-42LR-1NI	42	L	160	G 1 1/2	42	19	22	55	60	0,500
7440-06SR-1NI	6	S	630	G 1/4	28	13	12	19	17	0,035
7440-08SR-1NI	8	S	630	G 1/4	30	15	12	19	19	0,041
7440-08SR06-1NI	8	S	630	G 3/8	30.5	15.5	12	22	19	0,057
7440-10SR04-1NI	10	S	630	G 1/4	30.5	14.5	12	19	22	0,042
7440-10SR-1NI	10	S	630	G 3/8	31	15	12	22	22	0,055
7440-10SR08-1NI	10	S	630	G 1/2	33.5	17.5	14	27	22	0,089
7440-12SR04-1NI	12	S	630	G 1/4	32.5	16.5	12	22	24	0,056
7440-12SR-1NI	12	S	630	G 3/8	33	17	12	22	24	0,062
7440-12SR08-1NI	12	S	630	G 1/2	33.5	17.5	14	27	24	0,091
7440-14SR06-1NI	14	S	630	G 3/8	36.5	18.5	12	24	27	0,083
7440-14SR-1NI	14	S	630	G 1/2	37	19	14	27	27	0,096
7440-16SR06-1NI	16	S	400	G 3/8	36.5	18	12	27	30	0,081
7440-16SR-1NI	16	S	400	G 1/2	37	18.5	14	27	30	0,092
7440-16SR12-1NI	16	S	400	G 3/4	39	20.5	16	32	30	0,138
7440-20SR08-1NI	20	S	400	G 1/2	42	20.5	14	32	36	0,135
7440-20SR-1NI	20	S	400	G 3/4	42	20.5	16	32	36	0,149
7440-20SR16-1NI	20	S	400	G 1	42	22.5	18	41	36	0,250
7440-25SR12-1NI	25	S	400	G 3/4	47	23	16	41	46	0,237
7440-25SR-1NI	25	S	400	G 1	44	22.5	18	41	46	0,263
7440-25SR20-1NI	25	S	400	G 1 1/4	47	23	20	50	46	0,265
7440-30SR16-1NI	30	S	400	G 1	50.2	15.5	18	46	520	0,330
7440-30SR-1NI	30	S	400	G 1 1/4	50	23.5	20	50	50	0,419
7440-30SR24-1NI	30	S	400	G 1 1/2	53	26.5	22	55	50	0,64
7440-38SR16-1NI	38	S	400	G 1	57	26	18	55	60	0,45
7440-38SR20-1NI	38	S	315	G 1 1/4	57	26	20	55	60	0,555
7440-38SR-1NI	38	S	315	G 1 1/2	57	26	22	55	60	0,559

7440_M



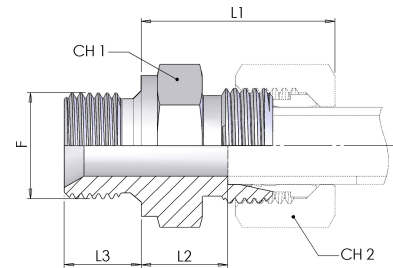
Male stud connector with Elastomeric Sealing (Form E ISO 9974-2) SDS

Product number	Ø tube	Tipo	W.P.	Dimension						Weight
	mm			F	L1	L2	L3	CH1	CH2	
7440-06LM-1NI	6	L	315	M 10x1	23	8.5	8	14	14	0,014
7440-08LM-1NI	8	L	315	M 12x1,5	25	10	12	17	17	0,021
7440-10LM-1NI	10	L	315	M 14x1,5	26	11	12	19	19	0,029
7440-10LM16-1NI	10	L	315	M 16x1,5	27.5	12.5	12	22	19	0,042
7440-10LM18-1NI	10	L	315	M 18x1,5	27.5	12.5	12	24	19	0,049
7440-10LM22-1NI	10	L	315	M 22x1,5	29	14	14	27	19	0,080
7440-12LM14-1NI	12	L	315	M 14x1,5	27	12.5	12	19	22	0,029
7440-12LM-1NI	12	L	315	M 16x1,5	27	12.5	12	22	22	0,039
7440-12LM18-1NI	12	L	315	M 18x1,5	27	12.5	12	24	22	0,044
7440-12LM22-1NI	12	L	315	M 22x1,5	28.5	14	14	27	22	0,064
7440-15LM16-1NI	15	L	315	M 16x1,5	28	13	12	24	27	0,048
7440-15LM-1NI	15	L	315	M 18x1,5	28.5	13.5	12	24	27	0,051
7440-15LM22-1NI	15	L	315	M 22x1,5	30	15	14	27	27	0,071
7440-18LM18-1NI	18	L	315	M 18x1,5	30.5	14	12	27	32	0,065
7440-18LM-1NI	18	L	315	M 22x1,5	31	14.5	14	27	32	0,074
7440-22LM22-1NI	22	L	160	M 22x1,5	33	16.5	14	32	36	0,090
7440-22LM-1NI	22	L	160	M 26x1,5	33	16.5	16	32	36	0,101
7440-28LM-1NI	28	L	160	M 33x2	34	17.5	18	41	41	0,164
7440-35LM-1NI	35	L	160	M 42x2	39	17.5	20	50	50	0,273
7440-42LM-1NI	42	L	160	M 48x2	42	19	22	55	60	0,346
7440-06SM-1NI	6	S	630	M 12x1,5	28	13	12	17	17	0,029
7440-08SM-1NI	8	S	630	M 14x1,5	30	15	12	19	19	0,041
7440-10SM-1NI	10	S	630	M 16x1,5	31	15	12	22	22	0,053
7440-12SM-1NI	12	S	630	M 18x1,5	33	17	12	24	24	0,071
7440-14SM-1NI	14	S	630	M 20x1,5	37	19	14	27	27	0,094
7440-16SM18-1NI	16	S	400	M 18x1,5	36.5	18	12	27	30	0,081
7440-16SM-1NI	16	S	400	M 22x1,5	37	18.5	14	27	30	0,096
7440-20SM-1NI	20	S	400	M 27x2	42	20.5	16	32	36	0,151
7440-25SM-1NI	25	S	400	M 33x2	47	23	18	41	46	0,265
7440-30SM-1NI	30	S	400	M 42x2	50	23.5	20	50	50	0,417
7440-38SM-1NI	38	S	315	M 48x2	57	26	22	55	60	0,564

7435

Male stud connector BSPP thread (ISO 8434-6)

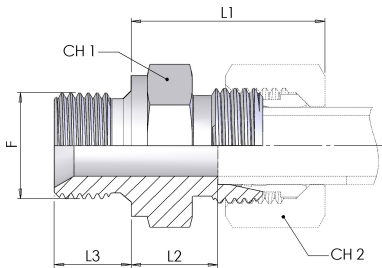
SDS



Product number	Ø tube	Tipo	W.P.	Dimension						Weight
	mm			bar	F	L1	L2	L3	CH1	
7435-06LR-1NI	6	L	315	G 1/8	23	8.5	8	14	14	0,014
7435-06LR04-1NI	6	L	315	G 1/4	25	9	11	19	14	0,025
7435-06LR06-1NI	6	L	315	G 3/8	26	11.5	12	22	14	0,042
7435-08LR-1NI	8	L	315	G 1/4	25	10	11	19	17	0,027
7435-10LR-1NI	10	L	315	G 1/4	26	11	11	19	19	0,027
7435-10LR06-1NI	10	L	315	G 3/8	27	12.5	12	22	19	0,043
7435-10LR08-1NI	10	L	315	G 1/2	28	13	14	27	19	0,068
7435-12LR04-1NI	12	L	315	G 1/4	27	12	11	19	22	0,031
7435-12LR-1NI	12	L	315	G 3/8	27	12.5	12	22	22	0,046
7435-12LR08-1NI	12	L	315	G 1/2	28	13	14	27	22	0,067
7435-15LR06-1NI	15	L	315	G 3/8	29	13.5	12	24	27	0,051
7435-15LR-1NI	15	L	315	G 1/2	29	14	14	27	27	0,077
7435-15LR12-1NI	15	L	315	G 3/4	30	15	16	32	27	0,112
7435-18LR-1NI	18	L	315	G 1/2	31	14.5	14	27	32	0,071
7435-18LR12-1NI	18	L	315	G 3/4	30	14.5	16	32	32	0,106
7435-22LR08-1NI	22	L	160	G 1/2	33	16.5	14	32	36	0,088
7435-22LR-1NI	22	L	160	G 3/4	33	16.5	16	32	36	0,102
7435-22LR16-1NI	22	L	160	G 1	34	16.5	19	41	36	0,167
7435-28LR-1NI	28	L	160	G 1	34	17.5	19	41	41	0,167
7435-35LR-1NI	35	L	160	G 1 1/4	39	17.5	20	50	50	0,272

continue on next page

7435



Male stud connector BSPP thread (ISO 8434-6)

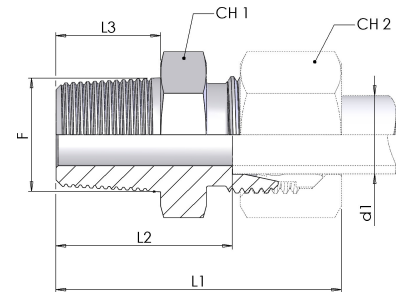
SDS

continue on previous page

Product number	Ø tube	Tipo	W.P.	Dimension						Weight kg/unit
	mm			F	L1	L2	L3	CH1	CH2	
7435-42LR-1NI	42	L	160	G 1 1/2	42	19	22	55	60	0,345
7435-06SR-1NI	6	S	630	G 1/4	28	13	11	19	17	0,034
7435-08SR-1NI	8	S	630	G 1/4	30	15	11	19	19	0,041
7435-10SR-1NI	10	S	630	G 3/8	31	15	12	22	22	0,055
7435-12SR-1NI	12	S	630	G 3/8	33	17	12	22	24	0,061
7435-12SR08-1NI	12	S	630	G 1/2	34	17.5	14	27	24	0,092
7435-14SR-1NI	14	S	630	G 1/2	37	19	14	27	27	0,094
7435-16SR-1NI	16	S	400	G 1/2	37	18.5	14	27	30	0,090
7435-20SR-1NI	20	S	400	G 3/4	42	20.5	16	32	36	0,163
7435-25SR-1NI	25	S	400	G 1	47	23	18	41	46	0,257
7435-30SR-1NI	30	S	250	G 1 1/4	50	23.5	20	50	50	0,403
7435-38SR-1NI	38	S	250	G 1 1/2	57	26	22	55	60	0,555

7450_BT

Male stud connector BSPP tapered thread (Form C DIN 3852-2)SDS

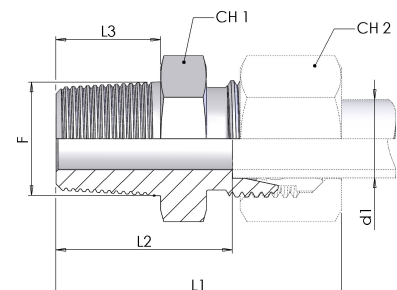


Product number	Ø tube	Tipo	W.P.	Thread	Dimension					Weight
	mm				bar	F	L1	L2	L3	
7450-04LLR-1NI	4	LL	100	R 1/8 K	26.5	17	9	12	10	0,008
7450-06LLR-1NI	6	LL	100	R 1/8 K	26.5	15.5	9	12	12	0,009
7450-08LLR-1NI	8	LL	100	R 1/8 K	28.5	17.5	9	12	14	0,009
7450-06LR-1NI	6	L	315	R 1/8 K	30	16	9	12	14	0,012
7450-06LR04-1NI	6	L	315	R 1/4 K	34.5	20	12	14	14	0,019
7450-08LR-1NI	8	L	315	R 1/4 K	35	20	12	17	17	0,022
7450-10LR-1NI	10	L	315	R 1/4 K	36	21	12	17	19	0,023
7450-12LR04-1NI	12	L	315	R 1/4 K	36.5	22	12	19	22	0,028
7450-12LR-1NI	12	L	315	R 3/8 K	36.5	22	12	19	22	0,033
7450-12LR08-1NI	12	L	315	R 1/2 K	38.5	24	14	22	22	0,055
7450-15LR-1NI	15	L	315	R 1/2 K	40	25	14	24	27	0,058
7450-18LR-1NI	18	L	315	R 1/2 K	42	25.5	14	27	32	0,064
7450-22LR-1NI	22	L	160	R 3/4 K	46	29.5	16	32	36	0,096
7450-28LR-1NI	28	L	160	R 1 K	49	32.5	18	41	41	0,156

Seal type: conical thread (ASME B1.20.1)

7450_M

Male stud connector Metric fine tapered thread (Form C DIN 3852-1)SDS

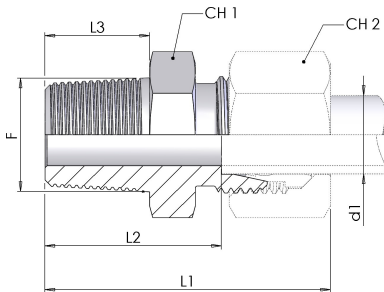


SDS

Product number	Ø tube	Tipo	W.P.	Thread	Dimension					Weight
	mm				bar	F	L1	L2	L3	
7450-04LLM-1NI	4	LL	100	M 8x1K	26.5	16	8	12	10	0,006
7450-06LLM-1NI	6	LL	100	M 10x1K	26.5	14.5	8	12	12	0,008
7450-08LLM-1NI	8	LL	100	M 10x1K	28.5	16.5	8	12	14	0,010

Seal type: conical thread (ASME B1.20.1)

7450_NP



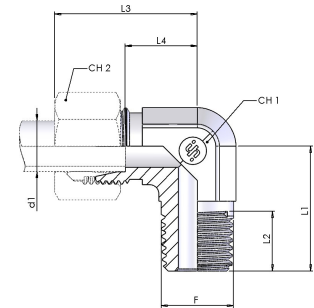
Male connector NPTF tapered thread SDS

Product number	Ø tube	Tipo	W.P.	Thread	Dimension					Weight
	mm				F	L1	L2	L3	CH1	
7450-06LN-1NI	6	L	315	1/8 NPTF	31.5	17	10	12	14	0,012
7450-06LN04-1NI	6	L	315	1/4 NPTF	38	23	15	17	14	0,026
7450-08LN-1NI	8	L	315	1/4 NPTF	38	23	15	17	17	0,025
7450-10LN-1NI	10	L	315	1/4 NPTF	39	24	15	17	19	0,025
7450-10LN06-1NI	10	L	315	3/8 NPTF	40	25	15	19	19	0,037
7450-12LN04-1NI	12	L	315	1/4 NPTF	39.5	25	15	19	22	0,032
7450-12LN-1NI	12	L	315	3/8 NPTF	39.5	25	15	19	22	0,036
7450-12LN08-1NI	12	L	315	1/2 NPTF	44.5	30	19.5	22	22	0,064
7450-15LN-1NI	15	L	315	1/2 NPTF	46	31	19.5	24	27	0,068
7450-18LN-1NI	18	L	315	1/2 NPTF	48	31.5	19.5	27	32	0,072
7450-22LN-1NI	22	L	160	3/4 NPTF	50	33.5	20	32	36	0,101
7450-28LN-1NI	28	L	160	1 NPTF	56	39.5	25	41	41	0,172
7450-35LN-1NI	35	L	160	1 1/4 NPTF	62	40.5	25.5	46	50	0,256
7450-42LN-1NI	42	L	160	1 1/2 NPTF	65	42	26	55	60	0,352
7450-06SN-1NI	6	S	630	1/4 NPTF	41	26	15	17	17	0,033
7450-08SN-1NI	8	S	630	1/4 NPTF	43	28	15	17	19	0,038
7450-10SN04-1NI	10	S	630	1/4 NPTF	44	25.5	13	19	22	0,043
7450-10SN-1NI	10	S	630	3/8 NPTF	43.5	27.5	15	19	22	0,048
7450-12SN04-1NI	12	S	630	1/4 NPTF	46	27.5	13	22	24	0,058
7450-12SN-1NI	12	S	630	3/8 NPTF	45.5	29.5	15	22	24	0,062
7450-12SN08-1NI	12	S	630	1/2 NPTF	50.5	34.5	19.5	22	24	0,090
7450-14SN-1NI	14	S	630	1/2 NPTF	54	36	19.5	24	27	0,099
7450-16SN-1NI	16	S	400	1/2 NPTF	54	35.5	19.5	27	30	0,094
7450-20SN-1NI	20	S	400	3/4 NPTF	59	37.5	20	32	36	0,149
7450-25SN-1NI	25	S	400	1 NPTF	69	45	25	41	46	0,250
7450-30SN-1NI	30	S	400	1 1/4 NPTF	73	46.5	25.5	46	50	0,393
7450-38SN-1NI	38	S	315	1 1/2 NPTF	80	49	26	55	60	0,572

Seal type: conical thread (ASME B1.20.1)

7460_BS

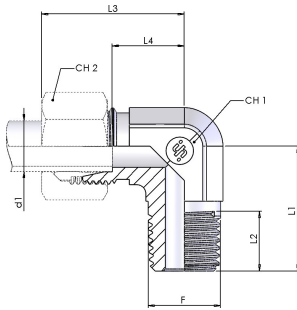
Male stud elbow connector BSPT tapered thread (Form C DIN 3852-2) SDE



Product number	Ø tube	Tipo	W.P.	Dimension							Weight
	mm			F	L1	L2	L3	L4	CH1	CH2	
7460-06LR-1NI	6	L	315	R 1/8 K	19.5	8	27	12	12	14	0,027
7460-06LR04-1NI	6	L	315	R 1/4 K	27.5	12	29	14	12	14	0,035
7460-08LR02-1NI	8	L	315	R 1/8 K	22	8	29	14	12	17	0,035
7460-08LR-1NI	8	L	315	R 1/4 K	27.5	12	29	14	12	17	0,030
7460-10LR-1NI	10	L	315	R 1/4 K	27.5	12	30	15	14	19	0,040
7460-08LR06-1NI	08	L	315	R 3/8 K	28	12	31	16	14	17	0,055
7460-10LR06-1NI	10	L	315	R 3/8 K	28	12	32	17	14	19	0,056
7460-12LR04-1NI	12	L	315	R 1/4 K	29	12	32	17	17	22	0,070
7460-12LR-1NI	12	L	315	R 3/8 K	29.5	12	32	17	17	22	0,072
7460-12LR08-1NI	12	L	315	R 1/2 K	34	14	34	20	19	22	0,097
7460-15LR06-1NI	15	L	315	R 3/8 K	30	12	36	21	19	27	0,09
7460-15LR-1NI	15	L	315	R 1/2 K	36	14	36	21	19	27	0,095
7460-18LR-1NI	18	L	315	R 1/2 K	36	14	40	23.5	24	32	0,126
7460-22LR-1NI	22	L	160	R 3/4 K	40.5	17	44	27.5	27	36	0,212
7460-06SR-1NI	6	S	630	R 1/4 K	27.5	12	31	16	12	17	0,045
7460-08SR-1NI	8	S	630	R 1/4 K	27.5	12	32	17	14	19	0,055
7460-10SR-1NI	10	S	630	R 3/8 K	29.5	12	34	17.5	17	22	0,085
7460-12SR-1NI	12	S	630	R 3/8 K	29.5	12	38	21.5	17	24	0,080
7460-12SR08-1NI	12	S	630	R 1/2 K	36	14	37	20.5	19	24	0,105
7460-14SR-1NI	14	S	630	R 1/2 K	36	14	40	22	19	27	0,105
7460-16SR-1NI	16	S	400	R 1/2 K	36	14	43	24.5	24	30	0,139
7460-20SR-1NI	20	S	400	R 3/4 K	40.5	17	48	26.5	27	36	0,239

Seal type: conical thread (ASME B1.20.1)

7460_M



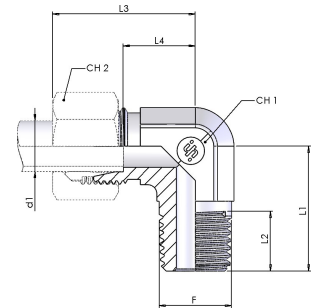
Male stud elbow connector Metric fine tapered thread (Form C DIN 3852-1) SDE

Product number	Ø tube	Tipo	W.P.	Dimension								Weight
	mm				bar	F	L1	L2	L3	L4	CH1	
7460-06LM-1NI	6	L	315	M 10x1,5 K	20	8	27	12	12	14	0,029	
7460-08LM-1NI	8	L	315	M 12x1,5 K	26	12	29	14	12	17	0,043	
7460-10LM-1NI	10	L	315	M 14x1,5 K	27	12	30	15	14	19	0,062	
7460-12LM-1NI	12	L	315	M 16x1,5 K	28	12	32	17	17	22	0,085	
7460-15LM-1NI	15	L	315	M 18x1,5 K	32	12	36	21	19	27	0,083	
7460-18LM-1NI	18	L	315	M 22x1,5 K	36	14	40	23,5	24	32	0,130	
7460-06SM-1NI	6	S	630	M 12x1,5 K	26	12	31	16	12	17	0,052	
7460-08SM-1NI	8	S	630	M 14x1,5 K	27	12	32	17	14	19	0,074	
7460-10SM-1NI	10	S	630	M 16x1,5 K	28	12	34	17,5	17	22	0,090	
7460-12SM-1NI	12	S	630	M 18x1,5 K	28	12	38	21,5	17	24	0,100	
7460-14SM-1NI	14	S	630	M 20x1,5 K	32	14	40	22	19	27	0,104	
7460-16SM-1NI	16	S	400	M 22x1,5 K	32	14	43	24,5	24	30	0,145	

Seal type: conical thread (ASME B1.20.1)

7460_NP

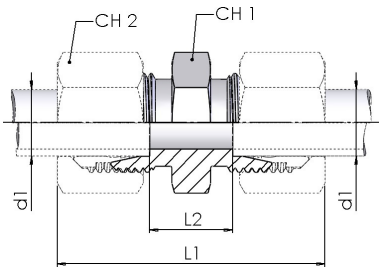
Male stud elbow - NPTF tapered thread (ISO 8434-1) SDE



Product number	Ø tube	Tipo	W.P.	Dimension							Weight
	mm			F	L1	L2	L3	L4	CH1	CH2	
7460-06LN-1NI	6	L	315	1/8 NPTF	20	10	27	12	12	14	0,030
7460-06LN04-1NI	06	L	315	1/4 NPTF	26	15	29	14	12	14	0,035
7460-08LN-1NI	8	L	315	1/4 NPTF	26	15	29	14	12	17	0,036
7460-10LN-1NI	10	L	315	1/4 NPTF	27	15	30	15	14	19	0,049
7460-12LN04-1NI	12	L	315	1/4 NPTF	28	15	32	17	17	22	0,071
7460-12LN-1NI	12	L	315	3/8 NPTF	28	15	32	17	17	22	0,075
7460-15LN-1NI	15	L	315	1/2 NPTF	34	19.5	36	21	19	27	0,090
7460-18LN-1NI	18	L	315	1/2 NPTF	36	19.5	40	23.5	24	32	0,129
7460-22LN-1NI	22	L	160	3/4 NPTF	42	20	44	27.5	27	36	0,174
7460-28LN-1NI	28	L	160	1 NPTF	48	25	47	30.6	36	41	0,285
7460-06SN-1NI	6	S	630	1/4 NPTF	26	15	31	16	12	17	0,046
7460-08SN-1NI	8	S	630	1/4 NPTF	27	15	32	17	14	19	0,057
7460-10SN-1NI	10	S	630	3/8 NPTF	28	15	34	17.5	17	22	0,075
7460-12SN-1NI	12	S	630	3/8 NPTF	28	15	38	21.5	17	24	0,076
7460-14SN-1NI	14	S	630	1/2 NPTF	34	19.5	40	22	19	27	0,104
7460-16SN-1NI	16	S	400	1/2 NPTF	36	19.5	43	24.5	24	30	0,146

note: Seal type: conical thread (ASME B1.20.1)

7500



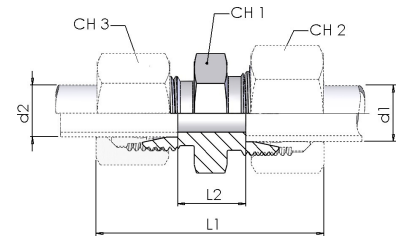
Straight union (ISO 8434-1)S

Product number	Ø tube	Tipo	W.P.	Dimension				Weight
	mm			bar	L1	L2	CH1	
7500-04LL-1NI	4	LL	100	31	12	12	10	0,005
7500-06LL-1NI	6	LL	100	32	9	12	11	0,007
7500-08LL-1NI	8	LL	100	35	12	12	14	0,010
7500-06L-1NI	6	L	315	39	10	12	14	0,012
7500-08L-1NI	8	L	315	40	11	14	17	0,016
7500-10L-1NI	10	L	315	42	13	17	19	0,022
7500-12L-1NI	12	L	315	43	14	19	22	0,028
7500-15L-1NI	15	L	315	46	16	24	27	0,049
7500-18L-1NI	18	L	315	48	16	27	32	0,067
7500-22L-1NI	22	L	160	52	20	32	36	0,088
7500-28L-1NI	28	L	160	54	21	41	41	0,136
7500-35L-1NI	35	L	160	63	20	46	50	0,210
7500-42L-1NI	42	L	160	66	21	55	60	0,294
7500-06S-1NI	6	S	630	45	16	14	17	0,025
7500-08S-1NI	8	S	630	47	18	17	19	0,037
7500-10S-1NI	10	S	630	49	17	19	22	0,043
7500-12S-1NI	12	S	630	51	19	22	24	0,059
7500-14S-1NI	14	S	630	57	22	24	27	0,075
7500-16S-1NI	16	S	400	57	21	27	30	0,087
7500-20S-1NI	20	S	400	66	23	32	36	0,142
7500-25S-1NI	25	S	400	74	26	41	46	0,250
7500-30S-1NI	30	S	250	80	27	46	50	0,323
7500-38S-1NI	38	S	250	90	29	55	60	0,538

7510

Straight reducer (ISO 8434-1)

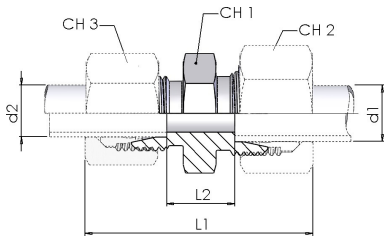
S



Product number	Ø tube		Tipo	W.P.	Dimension					Weight kg/unit
	d1 mm	bar			L1	d2 mm	L2	CH1	CH2	
7510-08/06L-1NI	8	L 315	40.5	6	11	14	17	14	0,015	
7510-10/06L-1NI	10	L 315	41.5	6	12	17	19	14	0,020	
7510-10/08L-1NI	10	L 315	42	8	12	17	19	17	0,021	
7510-12/06L-1NI	12	L 315	42	6	13	19	22	14	0,025	
7510-12/08L-1NI	12	L 315	42.5	8	13	19	22	17	0,026	
7510-12/10L-1NI	12	L 315	43.5	10	14	19	22	19	0,027	
7510-15/10L-1NI	15	L 315	45	10	15	24	27	19	0,041	
7510-15/12L-1NI	15	L 315	44.5	12	15	24	27	22	0,042	
7510-18/10L-1NI	18	L 315	47	10	15.5	27	32	19	0,056	
7510-18/12L-1NI	18	L 315	46.5	12	15.5	27	32	22	0,057	
7510-18/15L-1NI	18	L 315	48	15	16.5	27	32	27	0,061	
7510-22/12L-1NI	22	L 160	48.5	12	17.5	32	36	22	0,076	
7510-22/15L-1NI	22	L 160	50	15	18.5	32	36	27	0,081	
7510-22/18L-1NI	22	L 160	51	18	18	32	36	32	0,086	
7510-28/18L-1NI	28	L 160	52	18	19	41	41	32	0,123	
7510-28/22L-1NI	28	L 160	54	22	21	41	41	36	0,132	
7510-35/22L-1NI	35	L 160	59	22	21	46	50	36	0,190	
7510-35/28L-1NI	35	L 160	59	28	21	46	50	41	0,190	
7510-08/06S-1NI	8	S 630	48	6	18	17	19	17	0,034	
7510-10/06S-1NI	10	S 630	48.5	6	17.5	19	22	17	0,040	

continue on next page

7510



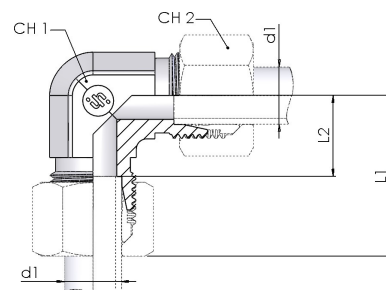
Straight reducer (ISO 8434-1)

S

continue on previous page

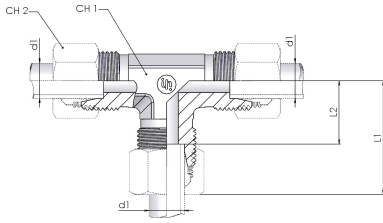
Product number	Ø tube		Tipo	W.P.	Dimension					Weight
	d1 mm	bar			L1	d2 mm	L2	CH1	CH2	
7510-10/085-1NI	10	S 630	48.5	8	17.5	19	22	19	0,042	
7510-12/065-1NI	12	S 630	50.5	6	19.5	22	24	17	0,054	
7510-12/085-1NI	12	S 630	50.5	8	19.5	22	24	19	0,056	
7510-12/105-1NI	12	S 630	51	10	19	22	24	22	0,058	
7510-14/105-1NI	14	S 630	54.5	10	20.5	24	27	22	0,069	
7510-14/125-1NI	14	S 630	54.5	12	20.5	24	27	24	0,070	
7510-16/125-1NI	16	S 400	54.5	12	20	27	30	24	0,080	
7510-16/145-1NI	16	S 400	58	14	21.5	27	30	27	0,087	
7510-20/105-1NI	20	S 400	59.5	10	22	32	36	22	0,122	
7510-20/125-1NI	20	S 400	59.5	12	22	32	36	24	0,125	
7510-20/165-1NI	20	S 400	63	16	23	32	36	30	0,129	
7510-25/165-1NI	25	S 400	68	16	25.5	41	46	30	0,220	
7510-25/205-1NI	25	S 400	71	20	25.5	41	46	36	0,232	
7510-30/205-1NI	30	S 400	74	20	26	46	50	36	0,294	
7510-30/255-1NI	30	S 400	77	25	26.5	46	50	46	0,311	
7510-38/305-1NI	38	S 315	87	30	29.5	55	60	50	0,488	

Union elbow (ISO 8434-1) E



Product number	Ø tube	Tipo	W.P.	Dimension				Weight
	mm			bar	L1	L2	CH1	
7520-06L-1NI	6	L	315	27	12	12	14	0,028
7520-08L-1NI	8	L	315	29	14	12	17	0,032
7520-10L-1NI	10	L	315	30	15	14	19	0,041
7520-12L-1NI	12	L	315	32	17	17	22	0,056
7520-15L-1NI	15	L	315	36	21	19	27	0,074
7520-18L-1NI	18	L	315	40	23.5	24	32	0,119
7520-22L-1NI	22	L	160	44	27.5	27	36	0,152
7520-28L-1NI	28	L	160	47	30.5	36	41	0,251
7520-35L-1NI	35	L	160	56	34.5	41	50	0,431
7520-42L-1NI	42	L	160	63	40	50	60	0,782
7520-06S-1NI	6	S	630	31	16	12	17	0,035
7520-08S-1NI	8	S	630	32	17	14	19	0,052
7520-10S-1NI	10	S	630	34	17.5	17	22	0,072
7520-12S-1NI	12	S	630	38	21.5	17	24	0,075
7520-14S-1NI	14	S	630	40	22	19	27	0,104
7520-16S-1NI	16	S	400	43	24.5	24	30	0,127
7520-20S-1NI	20	S	400	48	26.5	27	36	0,205
7520-25S-1NI	25	S	400	54	30	36	46	0,349
7520-30S-1NI	30	S	400	62	35.5	41	50	0,588
7520-38S-1NI	38	S	315	72	41	50	60	1,031

7000

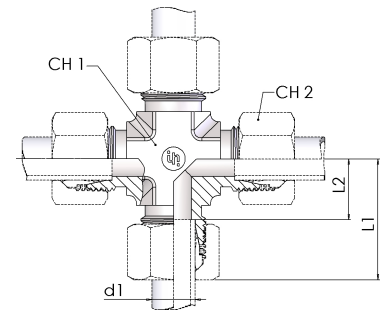


Union tee (ISO 8434-1) T

Product number	Ø tube	Tipo	W.P.	Dimension				Weight
	mm			bar	L1	L2	CH1	
7000-06L-1NI	6	L	315	27	12	12	14	0,037
7000-08L-1NI	8	L	315	29	14	12	17	0,043
7000-10L-1NI	10	L	315	30	15	14	19	0,048
7000-12L-1NI	12	L	315	32	17	17	22	0,065
7000-15L-1NI	15	L	315	36	21	19	27	0,106
7000-18L-1NI	18	L	315	40	23.5	24	32	0,179
7000-22L-1NI	22	L	160	44	27.5	27	36	0,225
7000-28L-1NI	28	L	160	47	30.5	36	41	0,396
7000-35L-1NI	35	L	160	56	34.5	41	50	0,567
7000-42L-1NI	42	L	160	63	40	50	60	0,905
7000-06S-1NI	6	S	630	31	16	12	17	0,068
7000-08S-1NI	8	S	630	32	17	14	19	0,070
7000-10S-1NI	10	S	630	34	17.5	17	22	0,091
7000-12S-1NI	12	S	630	38	21.5	17	24	0,117
7000-14S-1NI	14	S	630	40	22	19	27	0,136
7000-16S-1NI	16	S	400	16	43	24	24	0,202
7000-20S-1NI	20	S	400	20	48	27	27	0,289
7000-25S-1NI	25	S	400	25	54	36	36	0,545
7000-30S-1NI	30	S	400	30	62	41	41	0,758
7000-38S-1NI	38	S	315	38	72	50	50	1,264

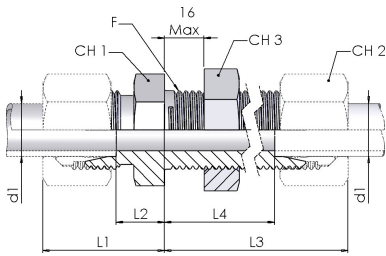
7010

Union cross (ISO 8434-1) K



Product number	Ø tube	Tipo	W.P.	Dimension				Weight
	mm			bar	L1	L2	CH1	
7010-06L-1NI	6	L	315	27	12	14	14	0,039
7010-08L-1NI	8	L	315	29	14	14	17	0,066
7010-10L-1NI	10	L	315	30	15	14	19	0,072
7010-12L-1NI	12	L	315	32	17	19	22	0,102
7010-15L-1NI	15	L	315	36	21	19	27	0,127
7010-18L-1NI	18	L	315	40	23.5	27	32	0,188
7010-22L-1NI	22	L	160	44	27.5	27	36	0,210
7010-06S-1NI	6	S	630	31	16	14	17	0,066
7010-08S-1NI	8	S	630	32	17	14	19	0,081
7010-10S-1NI	10	S	630	34	17.5	19	22	0,127
7010-12S-1NI	12	S	630	38	21.5	19	24	0,169
7010-16S-1NI	16	S	400	43	24.5	27	30	0,260
7010-20S-1NI	20	S	400	48	26.5	27	36	0,294

7020

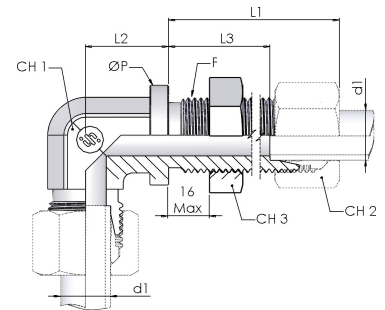


Bulkhead union (ISO 8434-1) BHSLN

Product number	Ø tube	Tipo	W.P.	Thread	Dimension						Weight	
	mm				F	L1	L2	L3	L4	CH1		CH2
7020-06L-1NI	6	L	315	M 12x1,5	22	7	42	27	17	14	17	0,038
7020-08L-1NI	8	L	315	M 14x1,5	23	8	42	27	19	17	19	0,049
7020-10L-1NI	10	L	315	M 16x1,5	25	10	43	28	22	19	22	0,066
7020-12L-1NI	12	L	315	M 18x1,5	25	10	44	29	24	22	24	0,076
7020-15L-1NI	15	L	315	M 22x1,5	27	12	46	31	27	27	30	0,128
7020-18L-1NI	18	L	315	M 26x1,5	30	13.5	49	32.5	32	32	36	0,199
7020-22L-1NI	22	L	160	M 30x2	33	16.5	51	34.5	36	36	41	0,248
7020-28L-1NI	28	L	160	M 36x2	35	18.5	52	35.5	41	41	46	0,338
7020-35L-1NI	35	L	160	M 45x2	40	18.5	58	36.5	50	50	55	0,539
7020-42L-1NI	42	L	160	M 52x2	42	19	59	36	60	60	65	0,756
7020-06S-1NI	6	S	630	M 14x1,5	27	12	44	29	19	17	19	0,065
7020-08S-1NI	8	S	630	M 16x1,5	28	13	44	29	22	19	22	0,087
7020-10S-1NI	10	S	630	M 18x1,5	31	14.5	46	29.5	24	22	24	0,110
7020-12S-1NI	12	S	630	M 20x1,5	31	14.5	47	30.5	27	24	27	0,139
7020-14S-1NI	14	S	630	M 22x1,5	35	17	50	32	30	27	30	0,178
7020-16S-1NI	16	S	400	M 24x1,5	35	16.5	50	31.5	32	30	32	0,197
7020-20S-1NI	20	S	400	M 30x2	39	17.5	55	33.5	41	36	41	0,345
7020-25S-1NI	25	S	400	M 36x2	44	20	59	35	46	46	46	0,492
7020-30S-1NI	30	S	400	M 42x2	48	21.5	64	37.5	50	50	50	0,617
7020-38S-1NI	38	S	315	M 52x2	53	22	68	30	65	60	65	1,080

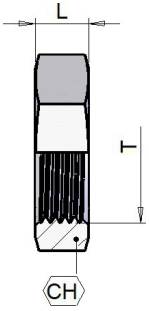
7130

Bulkhead elbow (ISO 8434-1) BHELN



Product number	Ø tube	Tipo	W.P.	Thread	Dimension						Dimensions	Weight
	mm				bar	F	L1	L2	L3	ØP	CH1	
7130-06L-1NI	6	L	315	M 12x1,5	42	14	27	17	12	14	17	0,049
7130-08L-1NI	8	L	315	M 14x1,5	42	17	27	19	12	17	19	0,061
7130-10L-1NI	10	L	315	M 16x1,5	43	18	28	22	14	19	22	0,079
7130-12L-1NI	12	L	315	M 18x1,5	44	20	29	24	17	22	24	0,096
7130-15L-1NI	15	L	315	M 22x1,5	46	23	31	27	19	27	30	0,169
7130-18L-1NI	18	L	315	M 26x1,5	49	24	32.5	32	24	32	36	0,255
7130-22L-1NI	22	L	160	M 30x2	51	30	34.5	36	27	36	41	0,318
7130-28L-1NI	28	L	160	M 36x2	52	34	35.5	42	36	41	46	0,462
7130-06S-1NI	6	S	630	M 14x1,5	44	17	29	19	12	17	19	0,076
7130-08S-1NI	8	S	630	M 16x1,5	44	18	29	22	14	19	22	0,102
7130-10S-1NI	10	S	630	M 18x1,5	46	20	29.5	24	17	22	24	0,124
7130-12S-1NI	12	S	630	M 20x1,5	47	21	30.5	27	17	24	27	0,160
7130-14S-1NI	14	S	630	M 22x1,5	50	23	32	27	19	27	30	0,196
7130-16S-1NI	16	S	400	M 24x1,5	50	24	31.5	30	24	30	32	0,238
7130-20S-1NI	20	S	400	M 30x2	55	30	33.5	36	27	36	41	0,399
7130-25S-1NI	25	S	400	M 36x2	59	34	35	42	36	46	46	0,609

M107



Bulkhead locknut

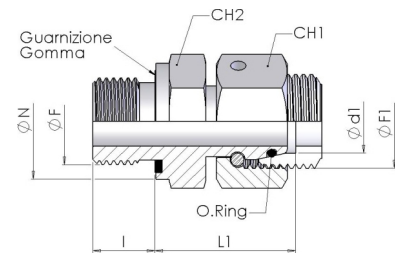
LN

Product number	Dimension			Weight kg/unit
	T	CH	L	
M107-12NI	M12x1,5	17	6	0,006
M107-14NI	M14x1,5	19	6	0,008
M107-16NI	M16x1,5	22	6	0,011
M107-18NI	M18x1,5	24	6	0,013
M107-20NI	M20x1,5	27	6	0,015
M107-22NI	M22x1,5	30	7	0,022
M107-24NI	M24x1,5	32	7	0,024
M107-26NI	M26x1,5	36	8	0,036
M107-30NI	M30x2	41	8	0,048
M107-36NI	M36x2	46	9	0,059
M107-42NI	M42x2	50	9	0,059
M107-45NI	M45x2	55	9	0,076
M107-52NI	M52x2	65	10	0,125

7360_BS

Swivel connector BSPP thread with Elastomeric Sealing (Form E ISO 1179-2)

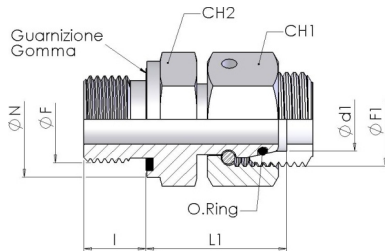
SWOSDS



Product number	Ø tube	Tipo	W.P. bar	Dimension							Weight kg/unit
	(D1) mm			L1	ØF	I	CH2	ØN	ØF1	CH1	
7360-06LRNI	6	L	315	24.5	1/8"	8	14	14	M12x1,5	14	0,026
7360-08LRNI	8	L	315	29.5	1/4"	12	19	19	M14x1,5	17	0,057
7360-10LRNI	10	L	315	27.5	1/4"	12	19	19	M16x1,5	19	0,056
7360-10LR06NI	10	L	400	28	3/8"	12	22	22	M16x1,5	19	0,07
7360-12LR04NI	12	L	315	27.5	1/4"	12	19	19	M18x1,5	19	0,069
7360-12LRNI	12	L	315	34	3/8"	12	22	22	M18x1,5	22	0,096
7360-12LR08NI	12	L	315	32	1/2"	14	27	22	M18x1,5	27	0,118
7360-15LRNI	15	L	315	32	1/2"	14	27	27	M22x1,5	27	0,141
7360-18LRNI	18	L	315	31.5	1/2"	14	27	27	M26x1,5	32	0,144
7360-22LRNI	22	L	160	32.5	3/4"	16	32	32	M30x2	36	0,201
7360-28LRNI	28	L	160	35	1"	18	41	40	M36x2	41	0,293
7360-35LRNI	35	L	160	42.5	1" 1/4	20	50	50	M45x2	50	0,509
7360-42LRNI	42	L	160	46.5	1" 1/2	22	55	55	M52x2	60	0,722
7360-06SRNI	6	S	630	27	1/4"	12	19	19	M14x1,5	17	0,054
7360-08SRNI	8	S	630	29.5	1/4"	12	19	19	M16x1,5	19	0,064
7360-10SRNI	10	S	630	32	3/8"	12	22	22	M18x1,5	22	0,094
7360-12SR04NI	12	S	630	30	1/4"	12	19	19	M20x1,5	24	0,077
7360-12SRNI	12	S	630	34	3/8"	12	22	22	M20x1,5	24	0,100
7360-12SR08NI	12	S	630	35.5	1/2"	14	27	27	M20x1,5	24	0,145
7360-14SRNI	14	S	630	36.5	1/2"	14	27	27	M22x1,5	27	0,164
7360-16SRNI	16	S	400	37	1/2"	14	27	27	M24x1,5	30	0,171
7360-20SRNI	20	S	400	43	3/4"	16	32	32	M30x2	36	0,272
7360-25SRNI	25	S	400	48	1"	18	41	40	M36x2	46	0,506
7360-30SRNI	30	S	400	51	1" 1/4	20	50	50	M42x2	50	0,685
7360-38SRNI	38	S	315	60	1" 1/2	22	55	55	M52x2	60	0,955

DKO with standard seal: FKM / Optional seal: NBR, EPDM

7360_M



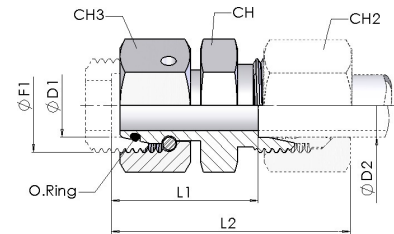
Swivel connector Metric fine thread with Elastomeric Sealing (Form E ISO 9974-2) SWOSDS

Product number	Ø tube (D1) mm	Tipo	W.P. bar	Dimension							Weight kg/unit
				L1	ØF	I	CH2	ØN	ØF1	CH1	
7360-06LMNI	6	L	315	24.5	M10x1	8	14	14	M12x1,5	14	0,026
7360-08LMNI	8	L	315	26.5	M12x1,5	12	17	17	M14x1,5	17	0,044
7360-10LMNI	10	L	315	27.5	M14x1,5	12	19	19	M16x1,5	19	0,057
7360-12LMNI	12	L	315	30.5	M16x1,5	12	22	22	M18x1,5	22	0,083
7360-15LMNI	15	L	315	31.5	M18x1,5	12	24	24	M22x1,5	27	0,119
7360-18LMNI	18	L	315	31.5	M22x1,5	14	27	27	M26x1,5	32	0,153
7360-22LMNI	22	L	160	32.5	M26x1,5	16	32	32	M30x2	36	0,202
7360-28LMNI	28	L	160	35	M33x2	18	41	40	M36x2	41	0,286
7360-35LMNI	35	L	160	42.5	M42x2	20	50	50	M45x2	50	0,500
7360-42LMNI	42	L	160	46.5	M48x2	22	55	55	M52x2	60	0,716
7360-06SMNI	6	S	630	27	M12x1,5	12	17	17	M14x1,5	17	0,047
7360-08SMNI	8	S	630	29.5	M14x1,5	12	19	19	M16x1,5	19	0,064
7360-10SMNI	10	S	630	32	M16x1,5	12	22	22	M18x1,5	22	0,090
7360-12SMNI	12	S	630	34	M18x1,5	12	24	24	M20x1,5	24	0,111
7360-14SMNI	14	S	630	36.5	M20x1,5	14	27	26	M22x1,5	27	0,157
7360-16SMNI	16	S	400	37	M22x1,5	14	27	27	M24x1,5	30	0,176
7360-20SMNI	20	S	400	43	M27x2	16	32	32	M30x2	36	0,276
7360-25SMNI	25	S	400	48	M33x2	18	41	40	M36x2	46	0,505
7360-30SMNI	30	S	400	51	M42x2	20	50	50	M42x2	50	0,697
7360-38SMNI	38	S	315	60	M48x2	22	55	55	M52x2	60	0,764

DKO with standard seal: FKM / Optional seal: NBR, EPDM

7370_L

Metric union reducer light series RDSW

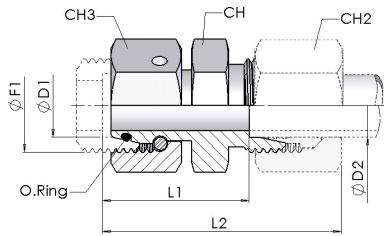


Product number	Tipo	W.P. bar	Dimension								Weight kg/unit
			ØD1	ØD2	L1	L2	CH2	CH3	ØF1	CH	
7370-08/06L-1NI	L	315	8	6	23.5	38	14	17	14x1,5	12	0,029
7370-10/06L-1NI	L	315	10	6	25	40	14	19	16x1,5	14	0,038
7370-10/08L-1NI	L	315	10	8	25	40	17	19	16x1,5	14	0,038
7370-12/06L-1NI	L	315	12	6	25	40	14	22	18x1,5	17	0,050
7370-12/08L-1NI	L	315	12	8	25	40	17	22	18x1,5	17	0,051
7370-12/10L-1NI	L	315	12	10	26	41	19	22	18x1,5	17	0,052
7370-15/06L-1NI	L	315	15	6	28.5	43	14	27	22x1,5	22	0,087
7370-15/08L-1NI	L	315	15	8	28.5	43	17	27	22x1,5	22	0,088
7370-15/10L-1NI	L	315	15	10	29.5	44	19	27	22x1,5	22	0,089
7370-15/12L-1NI	L	315	15	12	29.5	44	22	27	22x1,5	22	0,090
7370-18/06L-1NI	L	315	18	6	28	43	14	32	26x1,5	24	0,111
7370-18/08L-1NI	L	315	18	8	28	43	17	32	26x1,5	24	0,111
7370-18/10L-1NI	L	315	18	10	29	44	19	32	26x1,5	24	0,112
7370-18/12L-1NI	L	315	18	12	29	44	22	32	26x1,5	24	0,113
7370-18/15L-1NI	L	315	18	15	30	45	27	32	26x1,5	24	0,118
7370-22/06L-1NI	L	160	22	6	32	47	14	36	30x2	27	0,154
7370-22/08L-1NI	L	160	22	8	32	47	17	36	30x2	27	0,155
7370-22/10L-1NI	L	160	22	10	33	48	19	36	30x2	27	0,157
7370-22/12L-1NI	L	160	22	12	33	48	22	36	30x2	27	0,161
7370-22/15L-1NI	L	160	22	15	34	49	27	36	30x2	27	0,162
7370-22/18L-1NI	L	160	22	18	33.5	50	32	36	30x2	27	0,166
7370-28/08L-1NI	L	160	28	8	34	49	17	41	36x2	36	0,201
7370-28/10L-1NI	L	160	28	10	35	50	19	46	36x2	36	0,25
7370-28/12L-1NI	L	160	28	12	35	50	22	41	36x2	36	0,201
7370-28/15L-1NI	L	160	28	15	36	51	27	41	36x2	36	0,206

DKO with standard seal: FKM / Optional seal: NBR, EPDM

continue on next page

7370_L



Metric union reducer light series RDSW

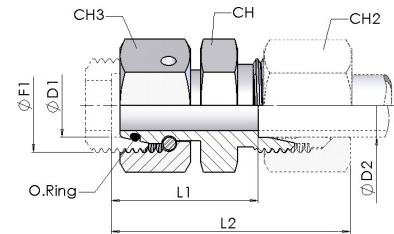
continue on previous page

Product number	Tipo	W.P.	Dimension								Weight
		bar	ØD1	ØD2	L1	L2	CH2	CH3	ØF1	CH	kg/unit
7370-28/18L-1NI	L	160	28	18	36.5	52	32	41	36x2	36	0,210
7370-28/22L-1NI	L	160	28	22	37.5	54	36	41	36x2	36	0,210
7370-35/08L-1NI	L	160	35	8	37	52	17	50	45x2	41	0,306
7370-35/10L-1NI	L	160	35	10	38	53	19	50	45x2	41	0,323
7370-35/12L-1NI	L	160	35	12	38	53	22	50	45x2	41	0,313
7370-35/15L-1NI	L	160	35	15	39	54	27	50	45x2	41	0,316
7370-35/18L-1NI	L	160	35	18	38.5	55	32	50	45x2	41	0,319
7370-35/22L-1NI	L	160	35	22	40.5	57	36	50	45x2	41	0,321
7370-35/28L-1NI	L	160	35	28	40.5	57	41	50	45x2	41	0,323
7370-42/06L-1NI	L	160	42	6	40.5	55	14	60	52x2	50	0,525
7370-42/08L-1NI	L	160	42	8	41	48	17	60	52x2	50	0,52
7370-42/10L-1NI	L	160	42	10	42	56	19	60	52x2	50	0,528
7370-42/12L-1NI	L	160	42	12	41.5	56	22	60	52x2	50	0,518
7370-42/15L-1NI	L	160	42	15	42.5	58	27	60	52x2	50	0,534
7370-42/18L-1NI	L	160	42	18	42	58	32	60	52x2	50	0,527
7370-42/22L-1NI	L	160	42	22	44	60	36	60	52x2	50	0,515
7370-42/28L-1NI	L	160	42	28	44	61	41	60	52x2	50	0,515
7370-42/35L-1NI	L	160	42	35	43	65	50	60	52x2	50	0,531

DKO with standard seal: FKM / Optional seal: NBR, EPDM

7370_S

Metric union reducer heavy series RDSW

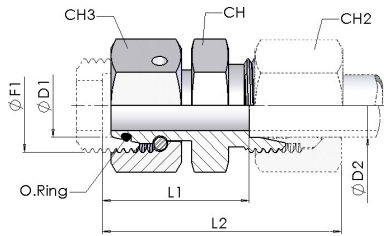


Product number	Tipo	W.P. bar	Dimension								Weight kg/unit
			ØD1	ØD2	L1	L2	CH2	CH3	ØF1	CH	
7370-08/065-1NI	S	630	8	6	27	42	17	19	16x1,5	14	0,043
7370-10/065-1NI	S	630	10	6	27.5	42	17	22	18x1,5	17	0,055
7370-10/085-1NI	S	630	10	8	27.5	42	19	22	18x1,5	17	0,057
7370-12/065-1NI	S	630	12	6	29	44	17	24	20x1,5	19	0,070
7370-12/085-1NI	S	630	12	8	29	44	19	24	20x1,5	19	0,071
7370-12/105-1NI	S	630	12	10	29.5	46	22	24	20x1,5	19	0,073
7370-14/065-1NI	S	630	14	6	31.5	46	17	27	22x1,5	22	0,094
7370-14/085-1NI	S	630	14	8	31.5	46	19	27	22x1,5	22	0,095
7370-14/125-1NI	S	630	14	12	31	47	24	27	22x1,5	22	0,104
7370-16/065-1NI	S	400	16	6	32	47	17	30	24x1,5	22	0,114
7370-16/085-1NI	S	400	16	8	32	47	19	30	24x1,5	22	0,116
7370-16/105-1NI	S	400	16	10	31.5	48	22	30	24x1,5	22	0,117
7370-16/125-1NI	S	400	16	12	31.5	48	24	30	24x1,5	22	0,120
7370-16/145-1NI	S	400	16	14	33	51	27	30	24x1,5	24	0,128
7370-20/065-1NI	S	400	20	6	36	51	17	36	30x2	27	0,170
7370-20/085-1NI	S	400	20	8	36	51	19	36	30x2	27	0,172
7370-20/105-1NI	S	400	20	10	35.5	52	22	36	30x2	27	0,170
7370-20/125-1NI	S	400	20	12	35.5	52	24	36	30x2	27	0,173
7370-20/165-1NI	S	400	20	16	36.5	55	30	36	30x2	27	0,179
7370-25/065-1NI	S	400	25	6	38.5	53	17	46	36x2	36	0,309
7370-25/085-1NI	S	400	25	8	38.5	53	19	46	36x2	36	0,309
7370-25/105-1NI	S	400	25	10	38	54	22	46	36x2	36	0,312
7370-25/125-1NI	S	400	25	12	38	54	24	46	36x2	36	0,313
7370-25/165-1NI	S	400	25	16	39	57	30	46	36x2	36	0,317
7370-25/205-1NI	S	400	25	20	39	61	36	46	36x2	36	0,328

DKO with standard seal: FKM / Optional seal: NBR, EPDM

continue on next page

7370_S



Metric union reducer heavy series RDSW

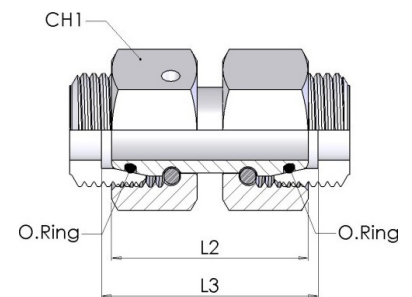
continue on previous page

Product number	Tipo	W.P. bar	Dimension								Weight kg/unit
			ØD1	ØD2	L1	L2	CH2	CH3	ØF1	CH	
7370-30/085-1NI	S	400	30	8	43.5	60	22	50	42x2	41	0,4
7370-30/105-1NI	S	400	30	10	43.5	60	22	50	42x2	41	0,404
7370-30/125-1NI	S	400	30	12	43.5	60	24	50	42x2	41	0,405
7370-30/165-1NI	S	400	30	16	44.5	63	30	50	42x2	41	0,406
7370-30/205-1NI	S	400	30	20	44.5	66	36	50	42x2	41	0,422
7370-30/255-1NI	S	400	30	25	45	69	46	50	42x2	41	0,448
7370-38/065-1NI	S	315	38	6	47.5	62	17	60	52x2	50	0,576
7370-38/085-1NI	S	315	38	8	47.5	62	19	60	52x2	50	0,578
7370-38/105-1NI	S	315	38	10	47	63	22	60	52x2	50	0,584
7370-38/125-1NI	S	315	38	12	47	63	24	60	52x2	50	0,592
7370-38/165-1NI	S	315	38	16	48	66	30	60	52x2	50	0,592
7370-38/205-1NI	S	315	38	20	48	70	36	60	52x2	50	0,597
7370-38/255-1NI	S	315	38	25	48.5	73	46	60	52x2	50	0,623
7370-38/305-1NI	S	315	38	30	49	76	50	60	52x2	50	0,636

DKO with standard seal: FKM / Optional seal: NBR, EPDM

7380

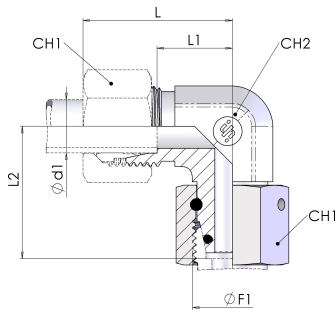
Swivel union (ISO 8434-1) SW20S



Product number	Ø tube	Tipo	W.P.	Dimension			Weight
	mm			bar	L2	L3	
7380-06LNI	6	L	315	34	35	14	0,029
7380-08LNI	8	L	315	34	35	17	0,044
7380-10LNI	10	L	315	36	37	19	0,059
7380-12LNI	12	L	315	36	37	22	0,077
7380-15LNI	15	L	315	39	40	27	0,143
7380-18LNI	18	L	315	40.5	41.5	32	0,180
7380-22LNI	22	L	160	45	46	36	0,250
7380-28LNI	28	L	160	47	48	41	0,312
7380-35LNI	35	L	160	53	56	50	0,480
7380-42LNI	42	L	160	53	57	60	0,745
7380-06SNI	6	S	630	37	38	17	0,045
7380-08SNI	8	S	630	37	38	19	0,060
7380-10SNI	10	S	630	41	43	22	0,085
7380-12SNI	12	S	630	42	44	24	0,104
7380-14SNI	14	S	630	45	48	27	0,156
7380-16SNI	16	S	400	46	49	30	0,186
7380-20SNI	20	S	400	55	59	36	0,295
7380-25SNI	25	S	400	58	65	46	0,560
7380-30SNI	30	S	400	62	71	50	0,685
7380-38SNI	38	S	315	67	82	60	0,995

DKO with standard seal: FKM / Optional seal: NBR, EPDM

7330



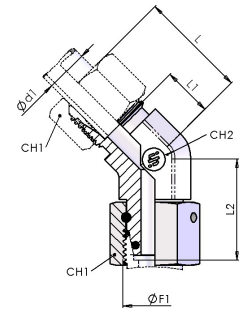
Swivel elbow (ISO 8434-1) SWOE

Product number	Ø tube	Tipo	W.P.	Dimension						Weight
	(D1) mm			bar	L	L1	L2	ØF1	CH1	
7330-06L-1NI	6	L	315	27	12	26	M12x1,5	14	12	0,041
7330-08L-1NI	8	L	315	29	14	27.5	M14x1,5	17	12	0,062
7330-10L-1NI	10	L	315	30	15	29	M16x1,5	19	14	0,053
7330-12L-1NI	12	L	315	32	17	29.5	M18x1,5	22	17	0,101
7330-15L-1NI	15	L	315	36	21	32.5	M22x1,5	27	19	0,129
7330-18L-1NI	18	L	315	40	23.5	35.5	M26x1,5	32	24	0,186
7330-22L-1NI	22	L	160	44	27.5	38.5	M30x2	36	27	0,253
7330-28L-1NI	28	L	160	47	30.5	41.5	M36x2	41	36	0,342
7330-35L-1NI	35	L	160	56	34.5	51	M45x2	50	41	0,574
7330-42L-1NI	42	L	160	63	40	56	M52x2	60	50	1,030
7330-06S-1NI	6	S	630	31	16	27	M14x1,5	17	12	0,062
7330-08S-1NI	8	S	630	32	17	27.5	M16x1,5	19	14	0,085
7330-10S-1NI	10	S	630	34	17.5	30	M18x1,5	22	17	0,122
7330-12S-1NI	12	S	630	38	21.5	31	M20x1,5	24	17	0,108
7330-14S-1NI	14	S	630	40	22	35	M22x1,5	27	19	0,149
7330-16S-1NI	16	S	400	43	24.5	36.5	M24x1,5	30	24	0,201
7330-20S-1NI	20	S	400	48	26.5	44.5	M30x2	36	27	0,305
7330-25S-1NI	25	S	400	54	30	50	M36x2	46	36	0,554
7330-30S-1NI	30	S	400	62	35.5	55	M42x2	50	41	0,779
7330-38S-1NI	38	S	315	72	41	63	M52x2	60	50	1,186

DKO with standard seal: FKM / Optional seal: NBR, EPDM

7335

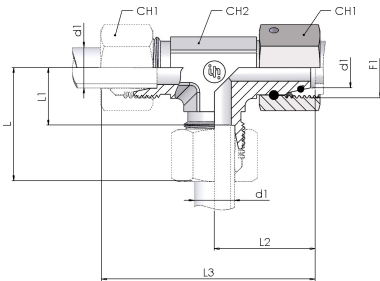
Swivel 45° elbow (ISO 8434-1) SWOE45



Product number	Ø tube	Tipo	W.P.	Dimension							Weight
	(D1) mm			bar	L	L1	L2	ØF1	CH1	CH2	
7335-06L-1NI	6	L	315	24	9	24	M12x1,5	14	12	0,069	
7335-08L-1NI	8	L	315	27	12	26	M14x1,5	17	12	0,075	
7335-10L-1NI	10	L	315	27	12	27	M16x1,5	19	14	0,078	
7335-12L-1NI	12	L	315	29	14	28	M18x1,5	22	19	0,086	
7335-15L-1NI	15	L	315	31	16	31	M22x1,5	27	22	0,126	
7335-18L-1NI	18	L	315	33.5	17	34	M26x1,5	32	27	0,178	
7335-22L-1NI	22	L	160	35	18.5	37	M30x2	36	27	0,236	
7335-28L-1NI	28	L	160	39	22.5	37	M36x2	41	36	0,336	
7335-35L-1NI	35	L	160	44	22.5	41.5	M45x2	50	41	0,546	
7335-42L-1NI	42	L	160	49	27	53	M52x2	60	50	0,841	
7335-06S-1NI	6	S	630	25	16	25	M14x1,5	17	12	0,073	
7335-08S-1NI	8	S	630	27	16	26	M16x1,5	19	14	0,082	
7335-10S-1NI	10	S	630	29	16.5	28	M18x1,5	22	19	0,095	
7335-12S-1NI	12	S	630	33	16.5	29	M20x1,5	24	19	0,112	
7335-14S-1NI	14	S	630	34	16	30	M22x1,5	27	22	0,136	
7335-16S-1NI	16	S	400	35	16.5	34	M24x1,5	30	27	0,188	
7335-20S-1NI	20	S	400	39	17.5	41	M30x2	36	27	0,286	
7335-25S-1NI	25	S	400	43	19	39.5	M36x2	46	36	0,523	
7335-30S-1NI	30	S	400	50	23.5	42.5	M42x2	50	41	0,697	
7335-38S-1NI	38	S	315	55	27	58	M52x2	60	50	1,067	

DKO with standard seal: FKM / Optional seal: NBR, EPDM

7350



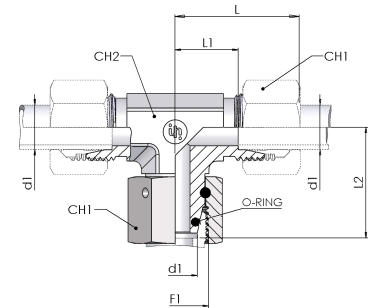
Swivel Run Tee (ISO 8434-1)

SWORT

Product number	Ø tube	Tipo	W.P.	Dimension							Weight
	(D1) mm			L	L1	L2	L3	ØF1	CH1	CH2	
7350-06L-1NI	6	L	315	27	12	26	53	M12x1,5	14	12	0,048
7350-08L-1NI	8	L	315	29	14	27.5	56	M14x1,5	17	12	0,060
7350-10L-1NI	10	L	315	30	15	29	59	M16x1,5	19	14	0,096
7350-12L-1NI	12	L	315	32	17	29.5	61	M18x1,5	22	17	0,110
7350-15L-1NI	15	L	315	36	21	32.5	69	M22x1,5	27	19	0,154
7350-18L-1NI	18	L	315	40	23.5	35.5	75	M26x1,5	32	24	0,213
7350-22L-1NI	22	L	160	44	27.5	38.5	82	M30x2	36	27	0,281
7350-28L-1NI	28	L	160	47	30.5	41.5	89	M36x2	41	36	0,392
7350-35L-1NI	35	L	160	56	34.5	51	107	M45x2	50	41	0,677
7350-42L-1NI	42	L	160	63	40	56	119	M52x2	60	50	1,124
7350-06S-1NI	6	S	630	31	16	27	58	M14x1,5	17	12	0,078
7350-08S-1NI	8	S	630	32	17	27.5	59	M16x1,5	19	14	0,092
7350-10S-1NI	10	S	630	34	17.5	30	64	M18x1,5	22	17	0,130
7350-12S-1NI	12	S	630	38	21.5	31	69	M20x1,5	24	17	0,135
7350-14S-1NI	14	S	630	40	22	35	75	M22x1,5	27	19	0,180
7350-16S-1NI	16	S	400	43	24.5	36.5	79	M24x1,5	30	24	0,226
7350-20S-1NI	20	S	400	48	26.5	44.5	93	M30x2	36	27	0,353
7350-25S-1NI	25	S	400	54	30	50	104	M36x2	46	36	0,628
7350-30S-1NI	30	S	400	62	35.5	55	117	M42x2	50	41	0,917
7350-38S-1NI	38	S	315	72	41	63	135	M52x2	60	50	1,490

DKO with standard seal: FKM / Optional seal: NBR, EPDM

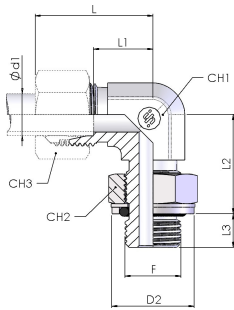
Swivel branch tee (ISO 8434-1) SWOBT



Product number	Ø tube	Tipo	W.P.	Dimensions	Dimension					Weight
	(D1) mm				L	L1	L2	ØF1	CH1	
7340-06L-1NI	6	L	315	27	12	26	12x1,5	14	12	0,049
7340-08L-1NI	8	L	315	29	14	27.5	14x1,5	17	12	0,059
7340-10L-1NI	10	L	315	30	15	29	16x1,5	19	14	0,092
7340-12L-1NI	12	L	315	32	17	29.5	18x1,5	22	17	0,110
7340-15L-1NI	15	L	315	36	21	32.5	22x1,5	27	19	0,154
7340-18L-1NI	18	L	315	40	23.5	35.5	26x1,5	32	24	0,215
7340-22L-1NI	22	L	160	44	27.5	38.5	30x2	36	27	0,277
7340-28L-1NI	28	L	160	47	30.5	41.5	36x2	41	36	0,397
7340-35L-1NI	35	L	160	56	34.5	51	45x2	50	41	0,680
7340-42L-1NI	42	L	160	63	40	56	52x2	60	50	1,138
7340-06S-1NI	6	S	630	31	16	27	14x1,5	17	12	0,067
7340-08S-1NI	8	S	630	32	17	27.5	16x1,5	19	14	0,095
7340-10S-1NI	10	S	630	34	17.5	30	18x1,5	22	17	0,130
7340-12S-1NI	12	S	630	38	21.5	31	20x1,5	24	17	0,135
7340-14S-1NI	14	S	630	40	22	35	22x1,5	27	19	0,181
7340-16S-1NI	16	S	400	43	24.5	36.5	24x1,5	30	24	0,246
7340-20S-1NI	20	S	400	48	26.5	44.5	30x2	36	27	0,356
7340-25S-1NI	25	S	400	54	30	50	36x2	46	36	0,637
7340-30S-1NI	30	S	400	62	35.5	55	42x2	50	41	0,916
7340-38S-1NI	38	S	315	72	41	63	52x2	60	50	1,478

DKO with standard seal: FKM / Optional seal: NBR, EPDM

7600_M



90° Adjustable Metric stud elbow with O-ring and retaining ring

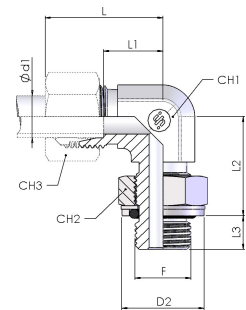
SDAE

Product number	Ø tube	Tipo	W.P.	Thread	Dimension							Dimensions	Weight
	d1 mm				bar	F	D2	L	L1	L2	L3		
7600-06LM-1NI	6	L	315	M10x1	14.8	27	12	23	6	12	14	14	0,040
7600-08LM-1NI	8	L	315	M12x1,5	17.8	29	14	25.5	7.5	14	17	17	0,061
7600-10LM-1NI	10	L	315	M14x1,5	19.8	30	15	26	8	14	19	19	0,065
7600-12LM-1NI	12	L	250	M16x1,5	21.8	32	17	30	8	17	22	22	0,096
7600-15LM-1NI	15	L	250	M18x1,5	23.8	36	21	31.5	9.5	19	24	27	0,125
7600-18LM-1NI	18	L	250	M22x1,5	27.8	40	23.5	33.5	9.5	24	27	32	0,160
7600-22LM-1NI	22	L	160	M27x2	32.8	44	27.5	40	12	27	32	36	0,279
7600-28LM-1NI	28	L	160	M33x2	39.8	47	30.5	44	12	36	41	41	0,359
7600-35LM-1NI	35	L	160	M42x2	49.8	56	34.5	48	12	41	50	50	0,659
7600-42LM-1NI	42	L	160	M48x2	55.8	63	40	55	12	50	55	60	1,064
7600-06SM-1NI	6	S	315	M12x1,5	17.8	31	16	25.5	7.5	14	17	17	0,069
7600-08SM-1NI	8	S	315	M14x1,5	19.8	32	17	26	8	14	19	19	0,075
7600-10SM-1NI	10	S	315	M16x1,5	21.8	34	17.5	30	8	17	22	22	0,122
7600-12SM-1NI	12	S	315	M18x1,5	23.8	38	21.5	31.5	9.5	19	24	24	0,155
7600-16SM-1NI	16	S	250	M22x1,5	27.8	43	24.5	33.5	9.5	24	27	30	0,246
7600-20SM-1NI	20	S	250	M27x2	32.8	48	26.5	40	12	27	32	36	0,343
7600-25SM-1NI	25	S	160	M33x2	39.8	54	30	44	12	36	41	46	0,505
7600-30SM-1NI	30	S	160	M42x2	49.8	62	35.5	48	12	41	50	50	0,769
7600-38SM-1NI	38	S	160	M48x2	55.8	72	41	55	12	50	55	60	1,331

7600_BS

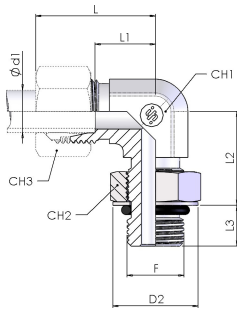
90° Adjustable BSP stud elbow (ISO 1179)

SDAE



Product number	Ø tube	Tipo	W.P.	Thread	Dimension							Dimensions	Weight
	d1 mm				bar	F	D2	L	L1	L2	L3	CH1	
7600-06LR-1NI	6	L	200	G 1/8	14.8	27	12	21	6	12	14	14	0,035
7600-08LR-1NI	8	L	200	G 1/4	19.8	29	14	25	8	14	19	17	0,045
7600-10LR-1NI	10	L	200	G 1/4	19.8	30	15	25	8	14	19	19	0,050
7600-12LR-1NI	12	L	200	G 3/8	22.8	32	17	29	8	17	22	22	0,076
7600-15LR-1NI	15	L	200	G 1/2	27.8	36	21	32.5	10.5	19	30	27	0,115
7600-18LR-1NI	18	L	200	G 1/2	27.8	40	23.5	32.5	10.5	24	30	32	0,185
7600-22LR-1NI	22	L	160	G 3/4	32.8	44	27.5	39	11	27	36	36	0,336
7600-28LR-1NI	28	L	160	G 1	40.8	47	30.5	43	12	36	41	41	0,437
7600-35LR-1NI	35	L	160	G 1 1/4	50.8	56	34.5	46	12	41	50	50	0,705
7600-42LR-1NI	42	L	160	G 1 1/2	55.8	63	40	51	12	50	55	60	1,154
7600-06SR-1NI	6	S	200	G 1/4	19.8	31	16	21	6	14	19	17	0,045
7600-08SR-1NI	8	S	200	G 1/4	19.8	32	17	25	8	14	19	19	0,055
7600-10SR-1NI	10	S	200	G 3/8	22.8	34	17.5	25	8	17	22	22	0,085
7600-12SR-1NI	12	S	200	G 3/8	22.8	38	21.5	29	8	17	22	24	0,095
7600-16SR-1NI	16	S	200	G 1/2	27.8	43	24.5	32.5	10.5	24	30	30	0,193
7600-20SR-1NI	20	S	200	G 3/4	32.8	48	26.5	39	11	27	36	36	0,362
7600-25SR-1NI	25	S	200	G 1	40.8	54	30	43	12	36	41	46	0,465
7600-30SR-1NI	30	S	160	G 1 1/4	50.8	62	35.5	46	12	41	50	50	0,750
7600-38SR-1NI	38	S	160	G 1 1/2	55.8	72	41	51	12	50	55	60	1,295

7600_UN



90° Adjustable UNF stud elbow (ISO 11926)

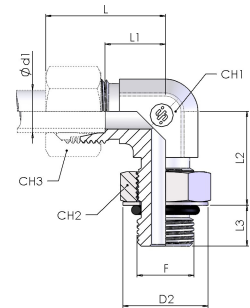
SDAE

Product number	Ø tube d1 mm	Tipo	W.P. bar	Thread F	Dimension							Dimensions CH3	Weight kg/unit
					D2	L	L1	L2	L3	CH1	CH2		
7600-06LU-1NI	6	L	315	7/16-20	16.5	27	12	20	7	12	14	14	0,032
7600-08LU-1NI	8	L	315	7/16-20	16.5	29	14	23	7	12	14	17	0,037
7600-10LU-1NI	10	L	250	9/16-18	20.2	30	15	25	8	14	17	19	0,055
7600-12LU06-1NI	12	L	250	9/16-18	20.2	32	17	25	8	17	17	22	0,075
7600-12LU-1NI	12	L	250	3/4-16	25.7	32	17	28	9	17	22	22	0,092
7600-15LU08-1NI	15	L	250	3/4-16	25.7	36	21	28	9	19	22	27	0,115
7600-15LU-1NI	15	L	200	7/8-14	29.3	36	21	33	10	24	27	27	0,154
7600-18LU10-1NI	18	L	200	7/8-14	29.3	40	23.5	33	10	24	27	32	0,201
7600-18LU-1NI	18	L	200	1.1/16-12	36.7	40	23.5	38	12	27	36	32	0,223
7600-22LU-1NI	22	L	160	1.1/16-12	36.7	44	27.5	38	12	27	36	36	0,250
7600-28LU-1NI	28	L	160	1.5/16-12	44	47	30.5	43	12	36	41	41	0,446
7600-35LU-1NI	35	L	125	1.5/8-12	55	56	34.5	46	12	41	50	50	0,901
7600-42LU-1NI	42	L	125	1.7/8-12	62.3	63	40	51	12	50	55	60	1,043
7600-06SU-1NI	6	S	400	7/16-20	16.5	31	16	20	7	12	14	17	0,036
7600-08SU-1NI	8	S	400	9/16-18	20.2	32	17	25	8	14	17	19	0,052
7600-10SU-1NI	10	S	400	9/16-18	20.2	34	17.5	25	8	17	17	22	0,073
7600-12SU-1NI	12	S	400	3/4-16	25.7	38	21.5	29	9	17	22	24	0,089
7600-16SU-1NI	16	S	400	7/8-14	29.3	43	24.5	33	10	24	27	30	0,175
7600-20SU-1NI	20	S	400	1.1/16-12	36.7	48	26.5	38	12	27	36	36	0,377
7600-25SU-1NI	25	S	315	1.5/16-12	44	54	30	43	12	36	41	46	0,668
7600-30SU-1NI	30	S	250	1.5/8-12	55	62	35.5	46	12	41	50	50	0,901
7600-38SU-1NI	38	S	200	1.7/8-12	62.3	72	41	51	12	50	55	60	1,515

7605

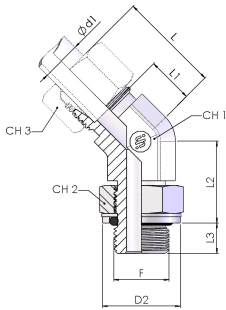
90° Adjustable Metric stud elbow (ISO 6149)

SDAE



Product number	Ø tube	Tipo	W.P. bar	Thread F	Dimension							Dimensions CH3	Weight kg/unit
	d1 mm				D2	L	L1	L2	L3	CH1	CH2		
7605-06LM-1NI	6	L	315	M10x1	14.5	27	12	23	6	12	14	14	0,026
7605-08LM-1NI	8	L	315	M12x1,5	17.5	29	14	25.5	7.5	14	17	17	0,041
7605-10LM-1NI	10	L	315	M14x1,5	19.5	30	15	26	8	14	19	19	0,048
7605-12LM-1NI	12	L	250	M16x1,5	22.5	32	17	30	8	17	22	22	0,065
7605-15LM-1NI	15	L	250	M18x1,5	24.5	36	21	31.5	9.5	19	24	27	0,104
7605-18LM-1NI	18	L	250	M22x1,5	27.5	40	23.5	33.5	9.5	24	27	32	0,157
7605-22LM-1NI	28	L	160	M27x2	32.5	44	27.5	40	12	27	32	36	0,207
7605-28LM-1NI	28	L	160	M33x2	41.5	47	30.5	44	12	36	41	41	0,345
7605-35LM-1NI	35	L	160	M42x2	50.5	56	34.5	48	12	41	50	50	0,527
7605-42LM-1NI	42	L	160	M48x2	55.5	63	40	55	12	50	55	60	0,813
7605-06SM-1NI	6	S	400	M12x1,5	17.5	31	16	25.5	7.5	12	17	17	0,046
7605-08SM-1NI	8	S	400	M14x1,5	19.5	32	17	26	8	14	19	19	0,064
7605-10SM-1NI	10	S	400	M16x1,5	22.5	34	17.5	30	8	17	22	22	0,086
7605-12SM-1NI	12	S	400	M18x1,5	24.5	38	21.5	31.5	9.5	17	24	24	0,116
7605-16SM-1NI	16	S	400	M22x1,5	27.5	43	24.5	33.5	9.5	24	27	30	0,179
7605-20SM-1NI	20	S	400	M27x2	32.5	48	26.5	40	12	27	32	36	0,287
7605-25SM-1NI	25	S	315	M33x2	41.5	54	30	44	12	36	41	46	0,480
7605-30SM-1NI	30	S	250	M42x2	50.5	62	35.5	46	12	41	50	50	0,765
7605-38SM-1NI	38	S	200	M48x2	55.5	72	41	54	13	50	55	60	1,145

7630



45° Adjustable BSP stud elbow (ISO 1179)

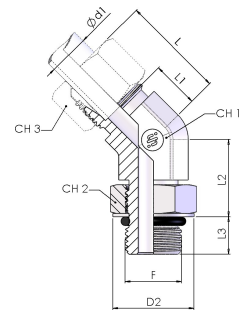
SDAE45

Product number	Ø tube	Tipo	W.P.	Thread	Dimension								Weight
	d1 mm				bar	F	D2	L	L1	L2	L3	CH1	
7630-06LR-1NI	6	L	315	G 1/8	14.8	24	9	21	6	12	14	14	0,061
7630-08LR-1NI	8	L	315	G 1/4	19.8	27	12	25	8	14	19	17	0,065
7630-10LR-1NI	10	L	315	G 1/4	19.8	27	12	25	8	14	19	19	0,067
7630-12LR-1NI	12	L	315	G 3/8	22.8	29	14	29	8	19	22	22	0,083
7630-15LR-1NI	15	L	315	G 1/2	27.8	31	16	32.5	10.5	22	30	27	0,098
7630-18LR-1NI	18	L	315	G 1/2	27.8	33.5	17	32.5	10.5	27	30	32	0,185
7630-22LR-1NI	22	L	160	G 3/4	32.8	35	18.5	39	11	27	36	36	0,198
7630-28LR-1NI	28	L	160	G 1	40.8	39	22.5	43	12	36	41	41	0,323
7630-35LR-1NI	35	L	160	G 1 1/4	50.8	44	22.5	46	12	41	50	50	0,537
7630-06SR-1NI	6	S	400	G 1/8	14.8	25	9	21	6	14	12	14	0,065
7630-08SR-1NI	8	S	400	G 1/4	19.8	27	12	25	8	14	19	19	0,070
7630-10SR-1NI	10	S	400	G 3/8	22.8	29	12.5	25	8	19	22	22	0,091
7630-12SR-1NI	12	S	400	G 3/8	22.8	33	16.5	29	8	19	22	24	0,104
7630-16SR-1NI	16	S	400	G 1/2	27.8	35	16.5	32.5	10.5	27	30	30	0,277
7630-20SR-1NI	20	S	400	G 3/4	32.8	39	17.5	39	11	27	36	36	0,285
7630-25SR-1NI	25	S	315	G 1	40.8	43	19	43	12	36	41	46	0,452
7630-30SR-1NI	30	S	250	G 1 1/4	50.8	50	23.5	46	12	41	50	50	0,720

7635

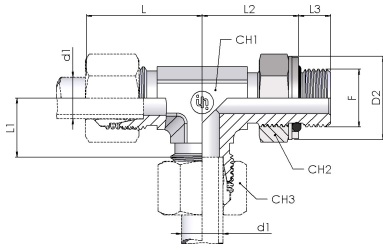
45° Adjustable Metric stud elbow (ISO 6149)

SDAE45



Product number	Ø tube	Tipo	W.P.	Thread	Dimension								Weight
	d1 mm				bar	F	D2	L	L1	L2	L3	CH1	
7635-06LM-1NI	6	L	315	M 10x1	14.5	24	9	23	6	12	14	14	0,061
7635-08LM-1NI	8	L	315	M 12x1,5	17.5	27	12	25.5	7.5	14	17	17	0,065
7635-10LM-1NI	10	L	315	M 14x1,5	19.5	27	12	26	8	14	19	19	0,069
7635-12LM-1NI	12	L	250	M 16x1,5	22.5	29	14	30	8	19	22	22	0,081
7635-15LM-1NI	15	L	250	M 18x1,5	24.5	31	16	31.5	9.5	22	24	27	0,085
7635-18LM-1NI	18	L	250	M 22x1,5	27.5	33.5	17	32.5	9.5	27	27	32	0,198
7635-22LM-1NI	22	L	160	M 27x2	32.5	35	18.5	40	12	27	32	36	0,201
7635-28LM-1NI	28	L	160	M 33x2	41.5	39	22.5	44	12	36	41	41	0,323
7635-35LM-1NI	35	L	160	M 42x2	50.5	44	22.5	48	12	41	50	50	0,637
7635-06SM-1NI	6	S	400	M 12x1,5	17.5	25	9	25.5	7.5	14	17	17	0,065
7635-08SM-1NI	8	S	400	M 14x1,5	19.5	27	12	26	8	14	19	19	0,071
7635-10SM-1NI	10	S	400	M 16x1,5	22.5	29	12.5	30	8	19	22	22	0,091
7635-12SM-1NI	12	S	400	M 18x1,5	24.5	33	16.5	31.5	9.5	22	24	24	0,110
7635-16SM-1NI	16	S	400	M 22x1,5	27.5	35	16.5	32.5	9.5	27	27	30	0,183
7635-20SM-1NI	20	S	400	M 27x2	32.5	39	17.5	40	12	27	32	36	0,277
7635-25SM-1NI	25	S	315	M 33x2	41.5	43	19	44	12	36	41	46	0,452
7635-30SM-1NI	30	S	250	M 42x2	50.5	50	23.5	48	12	41	50	50	0,720

7610_BS



Adjustable stud Run Tee BSP (ISO 1179)

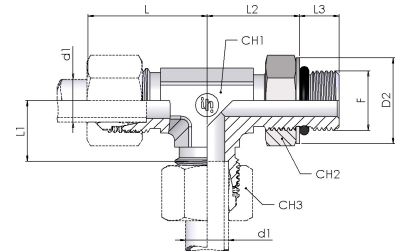
SDART

Product number	Ø tube	Tipo	W.P.	Thread	Dimension								Weight
	d1 mm				bar	F	D2	L	L1	L2	L3	CH1	
7610-06LR-1NI	6	L	200	G 1/8	14.8	27	12	21	6	12	14	14	0,039
7610-08LR-1NI	8	L	200	G 1/4	19.8	29	14	25	8	14	19	17	0,048
7610-10LR-1NI	10	L	200	G 1/4	19.8	30	15	25	8	14	19	19	0,055
7610-12LR-1NI	12	L	200	G 3/8	22.8	32	17	29	8	17	22	22	0,072
7610-15LR-1NI	15	L	200	G 1/2	27.8	36	21	32.5	10.5	19	30	27	0,122
7610-18LR-1NI	18	L	200	G 1/2	27.8	40	23.5	32.5	10.5	24	30	32	0,190
7610-22LR-1NI	22	L	160	G 3/4	32.8	44	27.5	39	11	27	36	36	0,282
7610-28LR-1NI	28	L	160	G 1	40.8	47	30.5	43	12	36	41	41	0,468
7610-35LR-1NI	35	L	160	G 1 1/4	50.8	56	34.5	46	12	41	50	50	0,901
7610-42LR-1NI	42	L	160	G 1 1/2	55.8	63	40	51	12	50	55	60	1,028
7610-06SR-1NI	6	S	200	G 1/4	19.8	31	16	25	8	14	19	17	0,056
7610-08SR-1NI	8	S	200	G 1/4	19.8	32	17	25	8	14	19	19	0,060
7610-10SR-1NI	10	S	200	G 3/8	22.8	34	17.5	29	8	17	22	22	0,089
7610-12SR-1NI	12	S	200	G 3/8	22.8	38	21.5	29	8	17	22	24	0,092
7610-16SR-1NI	16	S	200	G 1/2	27.8	43	24.5	32.5	10.5	24	30	30	0,296
7610-20SR-1NI	20	S	200	G 3/4	32.8	48	26.5	39	11	27	36	36	0,377
7610-25SR-1NI	25	S	200	G 1	40.8	54	30	43	12	36	41	46	0,667
7610-30SR-1NI	30	S	160	G 1 1/4	50.8	62	35.5	46	12	41	50	50	1,164
7610-38SR-1NI	38	S	160	G 1 1/2	55.8	72	41	51	12	50	55	60	1,514

7610_UN

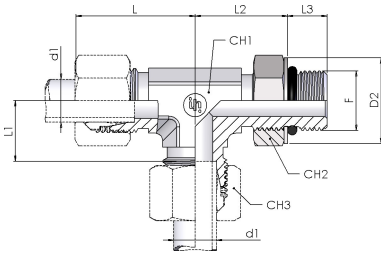
Adjustable stud Run Tee UNF (ISO 11926)

SDART



Product number	Ø tube	Tipo	W.P.	Thread	Dimension								Weight
	d1 mm				bar	F	D2	L	L1	L2	L3	CH1	
7610-06LU-1NI	6	L	315	7/16-20	16.5	27	12	20	7	12	14	14	0,036
7610-08LU-1NI	8	L	315	7/16-20	16.5	29	14	20	7	12	14	17	0,039
7610-10LU-1NI	10	L	250	9/16-18	20.2	30	15	25	8	14	17	19	0,051
7610-12LU06-1NI	12	L	250	9/16-18	20.2	32	17	25	8	17	17	22	0,070
7610-12LU-1NI	12	L	250	3/4-16	25.7	32	17	28	9	17	22	22	0,071
7610-15LU08-1NI	15	L	250	3/4-16	25.7	36	21	28	9	19	22	27	0,106
7610-15LU-1NI	15	L	200	7/8-14	29.3	36	21	33	10	24	27	27	0,201
7610-18LU10-1NI	18	L	200	7/8-14	29.3	40	23.5	33	10	27	27	32	0,214
7610-18LU-1NI	18	L	200	1.1/16-12	36.7	40	23.5	38	12	27	32	32	0,269
7610-22LU-1NI	22	L	160	1.1/16-12	36.7	44	27.5	38	12	27	32	36	0,282
7610-28LU-1NI	28	L	160	1.5/16-12	44	47	30.5	43	12	36	41	41	0,468
7610-35LU-1NI	35	L	125	1.5/8-12	55	56	34.5	46	12	41	50	50	0,901
7610-42LU-1NI	42	L	125	1.7/8-12	62.3	63	40	51	12	50	55	60	1,028
7610-06SU-1NI	6	S	400	7/16-20	16.5	31	16	20	7	12	14	17	0,040
7610-08SU-1NI	8	S	400	9/16-18	20.2	32	17	25	8	14	17	19	0,060
7610-10SU-1NI	10	S	400	9/16-18	20.2	34	17.5	25	8	17	17	22	0,075
7610-12SU-1NI	12	S	400	3/4-16	25.7	38	21.5	28	9	17	22	24	0,081
7610-16SU-1NI	16	S	400	7/8-14	29.3	43	24.5	33	10	24	27	30	0,221
7610-20SU-1NI	20	S	400	1.1/16-12	36.7	48	26.5	38	12	27	32	36	0,267
7610-25SU-1NI	25	S	315	1.5/16-12	44	54	30	43	12	36	41	46	0,667
7610-30SU-1NI	30	S	250	1.5/8-12	55	62	35.5	46	12	41	50	50	1,164
7610-38SU-1NI	38	S	200	1.7/8-12	62.3	72	41	51	12	50	55	60	1,514

7615



Adjustable stud Run Tee Metric (ISO 6149)

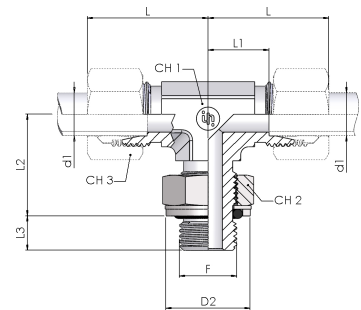
SDART

Product number	Ø tube	Tipo	W.P.	Thread	Dimension								Weight
	d1 mm				bar	F	D2	L	L1	L2	L3	CH1	
7615-06LM-1NI	6	L	315	M 10x1	14.5	27	12	23	6	12	14	14	0,039
7615-08LM-1NI	8	L	315	M 12x1,5	17.5	29	14	25.5	7.5	14	17	17	0,052
7615-10LM-1NI	10	L	315	M 14x1,5	19.5	30	15	26	8	14	19	19	0,055
7615-12LM-1NI	12	L	250	M 16x1,5	22.5	32	17	30	8	17	22	22	0,069
7615-15LM-1NI	15	L	250	M 18x1,5	24.5	36	21	31.5	9.5	19	24	27	0,106
7615-18LM-1NI	18	L	250	M 22x1,5	27.5	40	23.5	32.5	9.5	24	27	32	0,198
7615-22LM-1NI	22	L	160	M 27x2	32.5	44	27.5	40	12	27	32	36	0,0282
7615-28LM-1NI	28	L	160	M 33x2	41.5	47	30.5	44	12	36	41	41	0,468
7615-35LM-1NI	35	L	160	M 42x2	50.5	56	34.5	48	12	41	50	50	0,901
7615-42LM-1NI	42	L	160	M 48x2	55.5	63	40	54	13	50	55	60	1,028
7615-06SM-1NI	6	S	400	M 12x1,5	17.5	31	16	25.5	7.5	12	17	17	0,041
7615-08SM-1NI	8	S	400	M 14x1,5	19.5	32	17	26	8	14	19	19	0,055
7615-10SM-1NI	10	S	400	M 16x1,5	22.5	34	17.5	30	8	17	22	22	0,075
7615-12SM-1NI	12	S	400	M 18x1,5	24.5	38	21.5	31.5	9.5	17	24	24	0,077
7615-16SM-1NI	16	S	400	M 22x1,5	27.5	43	24.5	32.5	9.5	24	27	30	0,201
7615-20SM-1NI	20	S	400	M 27x2	32.5	48	26.5	40	12	27	32	36	0,377
7615-25SM-1NI	25	S	315	M 33x2	41.5	54	30	44	12	36	41	46	0,667
7615-30SM-1NI	30	S	250	M 42x2	50.5	62	35.5	48	12	41	50	50	1,116
7615-38SM-1NI	38	S	200	M 48x2	55.5	72	41	54	13	50	55	60	1,514

7620_BS

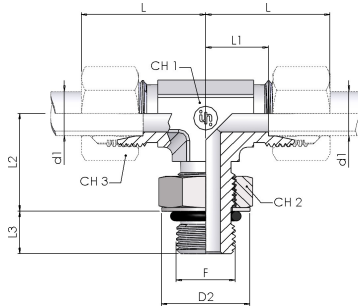
Adjustable stud Branch Tee BSP (ISO 1179)

SDABT



Product number	Ø tube	Tipo	W.P.	Thread	Dimension							Dimensions	Weight
	d1 mm				bar	F	D2	L	L1	L2	L3	CH1	
7620-06LR-1NI	6	L	200	G 1/8	14.8	27	12	21	6	12	14	14	0,038
7620-08LR-1NI	8	L	200	G 1/4	19.8	29	14	25	8	14	19	17	0,051
7620-10LR-1NI	10	L	200	G 1/4	19.8	30	15	25	8	14	19	19	0,055
7620-12LR-1NI	12	L	200	G 3/8	22.8	32	17	29	8	17	22	22	0,073
7620-15LR-1NI	15	L	200	G 1/2	27.8	36	21	32.5	10.5	19	30	27	0,108
7620-18LR-1NI	18	L	200	G 1/2	27.8	40	23.5	32.5	10.5	24	30	32	0,221
7620-22LR-1NI	22	L	160	G 3/4	32.8	44	27.5	39	11	27	36	36	0,285
7620-28LR-1NI	28	L	160	G 1	40.8	47	30.5	43	12	36	41	41	0,475
7620-35LR-1NI	35	L	160	G 1 1/4	50.8	56	34.5	46	12	41	50	50	0,855
7620-42LR-1NI	42	L	160	G 1 1/2	55.8	63	40	51	12	50	55	60	1,028
7620-06SR-1NI	6	S	200	G 1/4	19.8	31	16	21	6	14	19	17	0,045
7620-08SR-1NI	8	S	200	G 1/4	19.8	32	17	25	8	14	19	19	0,061
7620-10SR-1NI	10	S	200	G 3/8	22.8	34	17.5	29	8	17	22	22	0,073
7620-12SR-1NI	12	S	200	G 3/8	22.8	38	21.5	29	8	17	22	24	0,077
7620-16SR-1NI	16	S	200	G 1/2	27.8	43	24.5	32.5	10.5	24	30	30	0,222
7620-20SR-1NI	20	S	200	G 3/4	32.8	48	26.5	39	11	27	36	36	0,291
7620-25SR-1NI	25	S	200	G 1	40.8	54	30	43	12	36	41	46	0,477
7620-30SR-1NI	30	S	160	G 1 1/4	50.8	62	35.5	46	12	41	50	50	0,899
7620-38SR-1NI	38	S	160	G 1 1/2	55.8	72	41	51	12	50	55	60	1,028

7620_UN



Adjustable stud Branch Tee UNF (ISO 11926)

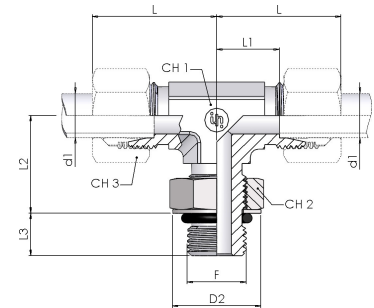
SDABT

Product number	Ø tube	Tipo	W.P.	Thread	Dimension								Weight
	d1 mm				bar	F	D2	L	L1	L2	L3	CH1	
7620-06LU-1NI	6	L	315	7/16-20	16.5	27	12	20	7	12	14	14	0,036
7620-08LU-1NI	8	L	315	7/16-20	16.5	29	14	20	7	12	14	17	0,039
7620-10LU-1NI	10	L	250	9/16-18	20.2	30	15	25	8	14	17	19	0,049
7620-12LU06-1NI	12	L	250	9/16-18	20.2	32	17	25	8	17	17	22	0,073
7620-12LU-1NI	12	L	250	3/4-16	25.7	32	17	28	9	17	22	22	0,075
7620-15LU08-1NI	15	L	250	3/4-16	25.7	36	21	28	9	19	22	27	0,108
7620-15LU-1NI	15	L	200	7/8-14	29.3	36	21	33	10	24	27	27	0,201
7620-18LU10-1NI	18	L	200	7/8-14	29.3	40	23.5	33	10	24	27	32	0,210
7620-18LU-1NI	18	L	200	1.1/16-12	36.7	40	23.5	38	12	27	32	32	0,282
7620-22LU-1NI	22	L	160	1.1/16-12	36.7	44	27.5	38	12	27	32	36	0,290
7620-28LU-1NI	28	L	160	1.5/16-12	44	47	30.5	43	12	36	41	41	0,473
7620-35LU-1NI	35	L	125	1.5/8-12	55	56	34.5	46	12	41	50	50	0,901
7620-42LU-1NI	42	L	125	1.7/8-12	62.3	63	40	51	12	50	55	60	1,028
7620-06SU-1NI	6	S	400	7/16-20	16.5	31	16	20	7	12	14	17	0,039
7620-08SU-1NI	8	S	400	9/16-18	20.2	32	17	25	8	14	17	19	0,059
7620-10SU-1NI	10	S	400	9/16-18	20.2	34	17.5	25	8	17	17	22	0,073
7620-12SU-1NI	12	S	400	3/4-16	25.7	38	21.5	28	9	17	22	24	0,077
7620-16SU-1NI	16	S	400	7/8-14	29.3	43	24.5	33	10	24	27	30	0,210
7620-20SU-1NI	20	S	400	1.1/16-12	36.7	48	26.5	38	12	27	32	36	0,380
7620-25SU-1NI	25	S	315	1.5/16-12	44	54	30	43	12	36	41	46	0,668
7620-30SU-1NI	30	S	250	1.5/8-12	55	62	35.5	46	12	41	50	50	1,168
7620-38SU-1NI	38	S	200	1.7/8-12	62.3	72	41	51	12	50	55	60	1,515

7625

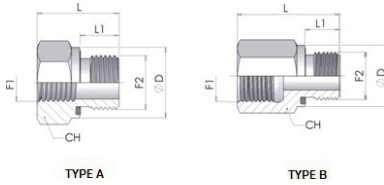
Adjustable stud Branch Tee Metric (ISO 6149)

SDABT



Product number	Ø tube	Tipo	W.P.	Thread	Dimension								Weight
	d1 mm				bar	F	D2	L	L1	L2	L3	CH1	
7625-06LM-1NI	6	L	315	M 10x1	14.5	27	12	23	6	12	14	14	0,041
7625-08LM-1NI	8	L	315	M 12x1,5	17.5	29	14	25.5	7.5	14	17	17	0,047
7625-10LM-1NI	10	L	315	M 14x1,5	19.5	30	15	26	8	14	19	19	0,055
7625-12LM-1NI	12	L	250	M 16x1,5	22.5	32	17	30	8	17	22	22	0,073
7625-15LM-1NI	15	L	250	M 18x1,5	24.5	36	21	31.5	9.5	19	24	27	0,108
7625-18LM-1NI	18	L	250	M 22x1,5	27.5	40	23.5	32.5	9.5	24	27	32	0,210
7625-22LM-1NI	22	L	160	M 27x2	32.5	44	27.5	40	12	27	32	36	0,295
7625-28LM-1NI	28	L	160	M 33x2	41.5	47	30.5	44	12	36	41	41	0,475
7625-35LM-1NI	35	L	160	M 42x2	50.5	56	34.5	48	12	41	50	50	0,901
7625-42LM-1NI	42	L	160	M 48x2	55.5	63	40	54	13	50	55	60	1,028
7625-06SM-1NI	6	S	400	M 12x1,5	17.5	31	16	25.5	7.5	12	17	17	0,041
7625-08SM-1NI	8	S	400	M 14x1,5	19.5	32	17	26	8	14	19	19	0,061
7625-10SM-1NI	10	S	400	M 16x1,5	22.5	34	17.5	30	8	17	22	22	0,075
7625-12SM-1NI	12	S	400	M 18x1,5	24.5	38	21.5	31.5	9.5	17	24	24	0,081
7625-16SM-1NI	16	S	400	M 22x1,5	27.5	43	24.5	32.5	9.5	24	27	30	0,221
7625-20SM-1NI	20	S	400	M 27x2	32.5	48	26.5	40	12	27	32	36	0,377
7625-25SM-1NI	25	S	315	M 33x2	41.5	54	30	44	12	36	41	46	0,668
7625-30SM-1NI	30	S	250	M 42x2	50.5	62	35.5	48	12	41	50	50	1,168
7625-38SM-1NI	38	S	200	M 48x2	55.5	72	41	54	13	50	55	60	1,515

7240



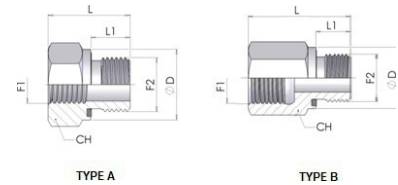
Thread reducing coupling with Elastomeric sealing (Form E ISO 1179- 2)

Product number	Tipo	W.P.	Thread		Dimension				Weight
		bar	F2	L	F1	L1	OD	CH	kg/unit
7240-0204NI	B	630	G 1/8	32	G 1/4	8	14	19	0,042
7240-0206NI	B	630	G 1/8	32	G 3/8	8	14	24	0,068
7240-0402NI	B	630	G 1/4	28	G 1/8	12	18	19	0,046
7240-0406NI	B	630	G 1/4	36	G 3/8	12	18	24	0,073
7240-0408NI	B	630	G 1/4	40	G 1/2	12	18	30	0,124
7240-0412NI	B	400	G 1/4	43	G 3/4	12	18	36	0,185
7240-0602NI	A	630	G 3/8	22,5	G 1/8	12	22	22	0,038
7240-0604NI	B	630	G 3/8	36	G 1/4	12	22	22	0,072
7240-0608NI	B	630	G 3/8	41	G 1/2	12	22	30	0,132
7240-0612NI	B	400	G 3/8	44	G 3/4	12	22	36	0,191
7240-0802NI	A	630	G 1/2	24	G 1/8	14	26	27	0,065
7240-0804NI	A	630	G 1/2	24	G 1/4	14	26	27	0,056
7240-0806NI	B	400	G 1/2	36	G 3/8	14	26	27	0,097
7240-0812NI	B	400	G 1/2	46	G 3/4	14	26	36	0,194
7240-0816NI	B	400	G 1/2	49	G 1	14	26	41	0,237
7240-0820NI	B	250	G 1/2	53	G 1 1/4	14	26	55	0,503
7240-1204NI	A	400	G 3/4	26	G 1/4	16	32	32	0,101
7240-1206NI	A	400	G 3/4	26	G 3/8	16	32	32	0,085
7240-1208NI	B	400	G 3/4	41	G 1/2	16	32	32	0,150
7240-1216NI	B	400	G 3/4	51	G 1	16	32	41	0,247

continue on next page

7240

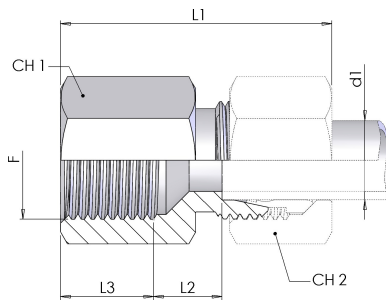
Thread reducing coupling with Elastomeric sealing (Form E ISO 1179- 2)



continue on previous page

Product number	Tipo	W.P.	Thread		Dimension				Weight
		bar	F2	L	F1	L1	ØD	CH	kg/unit
7240-1220NI	B	250	G 3/4	55	G 1 1/4	16	32	55	0,514
7240-1224NI	B	250	G 3/4	57	G 1 1/2	16	32	60	0,596
7240-1604NI	A	400	G 1	29	G 1/4	18	39	41	0,193
7240-1606NI	A	400	G 1	29	G 3/8	18	39	41	0,178
7240-1608NI	A	400	G 1	29	G 1/2	18	39	41	0,152
7240-1612NI	B	400	G 1	47	G 3/4	18	39	41	0,286
7240-1620NI	B	250	G 1	57	G 1 1/4	18	39	55	0,549
7240-1624NI	B	250	G 1	59	G 1 1/2	18	39	60	0,626
7240-2008NI	A	250	G 1 1/4	32	G 1/2	20	49	50	0,309
7240-2012NI	A	250	G 1 1/4	32	G 3/4	20	49	50	0,260
7240-2016NI	B	250	G 1 1/4	52	G 1	20	49	50	0,482
7240-2024NI	B	250	G 1 1/4	60	G 1 1/2	20	49	60	0,659
7240-2408NI	A	250	G 1 1/2	36	G 1/2	22	55	55	0,467
7240-2412NI	A	250	G 1 1/2	36	G 3/4	22	55	55	0,416
7240-2416NI	A	250	G 1 1/2	36	G 1	22	55	55	0,336
7240-2420NI	B	250	G 1 1/2	58	G 1 1/4	22	55	55	0,553

7250_BS



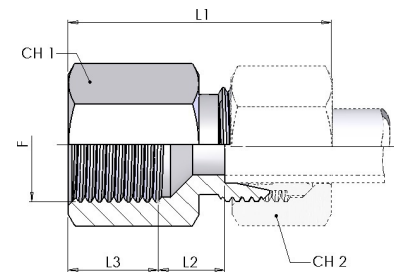
Female connector BSPP thread S

Product number	Ø tube	Tipo	W.P.	Thread	Dimension					Weight
	mm				bar	F	L1	L2	L3	
7250-06LR-1NI	6	L	315	G 1/8	33.5	7	12	14	14	0,018
7250-08LR06-1NI	8	L	315	G 3/8	40	10.5	14.5	24	17	0,062
7250-08LR08-1NI	8	L	315	G 1/2	44	14.5	14.5	27	17	0,079
7250-08LR-1NI	8	L	315	G 1/4	39	7	17	19	17	0,038
7250-10LR06-1NI	10	L	315	G 3/8	41	11.5	14.5	24	19	0,062
7250-10LR08-1NI	10	L	315	G 1/2	45	15.5	14.5	27	19	0,081
7250-10LR-1NI	10	L	315	G 1/4	40	8	17	19	19	0,039
7250-12LR08-1NI	12	L	315	G 1/2	45	15.5	14.5	27	22	0,084
7250-12LR-1NI	12	L	315	G 3/8	40.5	9	17	24	22	0,062
7250-15LR-1NI	15	L	315	G 1/2	46	11	20	27	27	0,086
7250-18LR-1NI	18	L	315	G 1/2	47	10.5	20	27	32	0,089
7250-22LR-1NI	22	L	160	G 3/4	52	13.5	22	36	36	0,173
7250-28LR-1NI	28	L	160	G 1	54	13	24.5	41	41	0,209
7250-35LR-1NI	35	L	160	G 1 1/4	63	15	26.5	55	50	0,457
7250-42LR-1NI	42	L	160	G 1 1/2	66	14.5	28.5	60	60	0,528
7250-06SR-1NI	6	S	630	G 1/4	41	9	17	19	17	0,042
7250-08SR-1NI	8	S	630	G 1/4	41	9	17	19	19	0,044
7250-10SR-1NI	10	S	630	G 3/8	42.5	9.5	17	24	22	0,069
7250-12SR-1NI	12	S	630	G 3/8	42.5	9.5	17	24	24	0,071
7250-14SR-1NI	14	S	630	G 1/2	50	12	20	30	27	0,094
7250-16SR-1NI	16	S	400	G 1/2	50	11.5	20	30	30	0,093
7250-20SR-1NI	20	S	400	G 3/4	56	12.5	22	36	36	0,189
7250-25SR-1NI	25	S	400	G 1	61	12.5	24.5	41	46	0,240
7250-30SR-1NI	30	S	400	G 1 1/4	69	16	26.5	55	50	0,503
7250-38SR-1NI	38	S	315	G 1 1/2	75	15.5	28.5	60	60	0,615

Filettatura / Thread: BSPP

7250_M

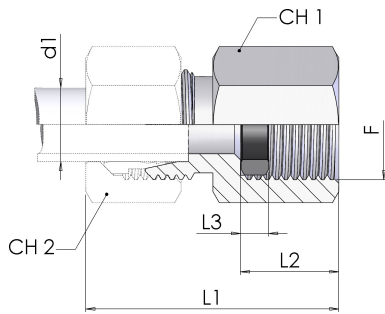
Female connector Metric fine thread S



Product number	Ø tube	Tipo	W.P.	Thread	Dimension					Weight
	mm				bar	F	L1	L2	L3	
7250-06LM-1NI	6	L	315	M 10x1	33.5	7	12	14	14	0,018
7250-08LM-1NI	8	L	315	M 12x1,5	39	7	17	17	17	0,031
7250-10LM-1NI	10	L	315	M 14x1,5	40	8	17	19	19	0,037
7250-12LM-1NI	12	L	315	M 16x1,5	40.5	9	17	22	22	0,051
7250-15LM-1NI	15	L	315	M 18x1,5	46	14	17	24	27	0,065
7250-18LM-1NI	18	L	315	M 22x1,5	47	11.5	19	30	30	0,109
7250-22LM-1NI	22	L	160	M 26x1,5	51	13.5	21	32	36	0,121
7250-06SM-1NI	6	S	630	M 12x1,5	41	9	17	17	17	0,048
7250-08SM-1NI	8	S	630	M 14x1,5	41	9	17	19	19	0,042
7250-10SM-1NI	10	S	630	M 16x1,5	42.5	9.5	17	22	22	0,058
7250-12SM-1NI	12	S	630	M 18x1,5	42.5	9.5	17	24	24	0,069
7250-14SM-1NI	14	S	630	M 20x1,5	50	13	19	27	27	0,096
7250-16SM-1NI	16	S	400	M 22x1,5	50	12.5	19	30	30	0,115
7250-20SM-1NI	20	S	400	M 27x2	56	12.5	22	36	36	0,186

Filettatura / Thread: Metric

7030

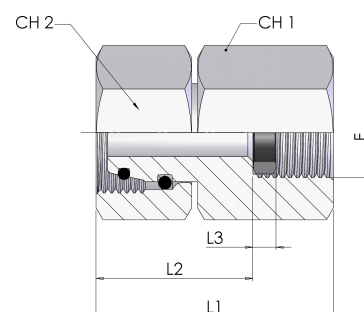


Gauge connector BSPP thread (ISO 8434-1) SGC

Product number	Ø tube	Tipo	W.P.	Thread	Dimension					Weight
	mm				bar	F	L1	L2	L3	
7030-06L-1NI	6	L	315	G 1/4	37	14.5	4.5	19	14	0,037
7030-08L-1NI	8	L	315	G 1/4	37	14.5	4.5	19	17	0,038
7030-10L-1NI	10	L	315	G 1/4	38	14.5	4.5	19	19	0,039
7030-12L-1NI	12	L	315	G 1/4	38	14.5	4.5	19	22	0,040
7030-06S-1NI	6	S	630	G 1/2	46	20	5	27	17	0,086
7030-08S-1NI	8	S	630	G 1/2	46	20	5	27	19	0,090
7030-10S-1NI	10	S	630	G 1/2	47	20	5	27	22	0,088
7030-12S-1NI	12	S	630	G 1/2	47	20	5	27	24	0,090

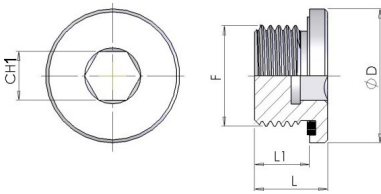
7035

Swivel gauge connector (ISO 8434-1) SWOGC



Product number	Ø tube	Tipo	W.P.	Thread	Dimension					Weight
	mm				F	L1	L2	L3	CH1	
7035-06LNI	6	L	315	G 1/4	37.5	23	4.6	19	14	0,048
7035-08LNI	8	L	315	G 1/4	37.5	23	4.6	19	17	0,055
7035-10LNI	10	L	315	G 1/4	36	21.5	4.6	19	19	0,058
7035-12LNI	12	L	315	G 1/4	36	21.5	4.6	19	22	0,069
7035-06SNI	6	S	630	G 1/2	44.5	24.5	5.2	27	17	0,103
7035-08SR04NI	8	S	630	G 1/4	35.5	21	4.6	19	19	0,073
7035-08SNI	8	S	630	G 1/2	44.5	24.5	5.2	27	19	0,117
7035-10SR04NI	10	S	630	G 1/4	39	24.5	4.6	19	22	0,087
7035-10SNI	10	S	630	G 1/2	43.5	23.5	5.2	27	22	0,113
7035-12SR04NI	12	S	630	G 1/4	40	24.5	4.6	19	24	0,102
7035-12SNI	12	S	630	G 1/2	45	25	5.2	27	24	0,122

7260_BS

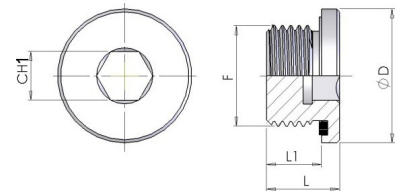


**Blanking plug for port thread: BSPP
(Form E ISO 1179-2) PLE**

Product number	W.P.	Dimension					Weight
	bar	F	L	L1	D	CH1	kg/unit
7260-02NI	400	G 1/8	12	8	14	5	0,007
7260-04NI	400	G 1/4	17	12	19	6	0,018
7260-06NI	400	G 3/8	17	12	22	8	0,027
7260-08NI	400	G 1/2	19	14	27	10	0,044
7260-12NI	400	G 3/4	21	16	32	12	0,075
7260-16NI	400	G 1	22.5	18	40	17	0,123
7260-20NI	315	G 1 1/4	22.5	20	50	22	0,272
7260-24NI	315	G 1 1/2	22.5	22	55	24	0,375

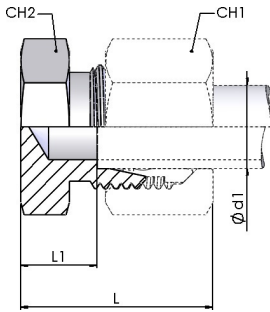
7260_M

**Blanking plug for port thread:
Metric fine (Form E ISO 9974-2) PLE**



Product number	W.P.	Dimension					Weight
	bar	F	L	L1	D	CH1	kg/unit
7260-10X10NI	400	M10x1	12	8	14	5	0,007
7260-12X15NI	400	M12x1,5	17	12	17	6	0,014
7260-14X15NI	400	M14x1,5	17	12	19	6	0,019
7260-16X15NI	400	M16x1,5	17	12	22	8	0,024
7260-18X15NI	400	M18x1,5	17	12	24	8	0,032
7260-20X15NI	400	M20x1,5	19	14	26	10	0,040
7260-22X15NI	400	M22x1,5	19	14	27	10	0,050
7260-26X15NI	400	M26x1,5	21	16	32	12	0,074
7260-27X20NI	400	M27x2	21	16	32	12	0,077
7260-33X20NI	400	M33x2	22.5	16	40	17	0,124
7260-42X20NI	315	M42x2	22.5	16	50	22	0,186
7260-48X20NI	315	M48x2	22.5	16	55	24	0,244

7270

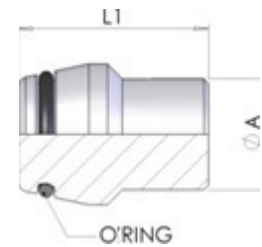


Plug (ISO 8434-1) PL

Product number	Ø tube (D1) mm	W.P. bar	Tipo	Dimension				Weight kg/unit
				L	L1	CH1	CH2	
7270-06L-1NI	6	315	L	22	8	14	12	0,008
7270-08L-1NI	8	315	L	23	8	17	14	0,012
7270-10L-1NI	10	315	L	24	9	19	17	0,016
7270-12L-1NI	12	315	L	25	10	22	19	0,022
7270-15L-1NI	15	315	L	26	11	27	24	0,038
7270-18L-1NI	18	315	L	28	11.5	32	27	0,054
7270-22L-1NI	22	160	L	30	13.5	36	32	0,077
7270-28L-1NI	28	160	L	31	14.5	41	41	0,133
7270-35L-1NI	35	160	L	36	14.5	50	46	0,201
7270-42L-1NI	42	160	L	39	16	60	55	0,340
7270-06S-1NI	6	630	S	26	11	17	14	0,016
7270-08S-1NI	8	630	S	28	13	19	17	0,026
7270-10S-1NI	10	630	S	29	12.5	22	19	0,031
7270-12S-1NI	12	630	S	31	14.5	24	22	0,045
7270-14S-1NI	14	630	S	34	14	27	24	0,059
7270-16S-1NI	16	400	S	34	15.5	30	27	0,068
7270-20S-1NI	20	400	S	39	17.5	36	32	0,120
7270-25S-1NI	25	400	S	44	20	46	41	0,213
7270-30S-1NI	30	400	S	47	20.5	50	46	0,281
7270-38S-1NI	38	315	S	54	23	60	55	0,498

7290

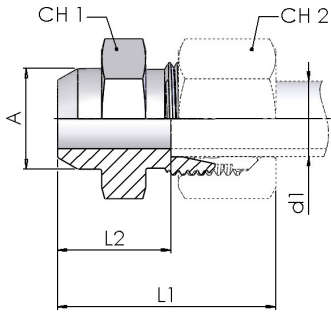
Pipe plug with O-Ring seal (ISO 8434-1) PL



Product number	Ø tube	Tipo	W.P.	Dimension	Dimensions	Weight
	mm		bar	A	L	kg/unit
7290-06LSNI	6	LS	315	6	17	0,006
7290-08LSNI	8	LS	315	8	17	0,010
7290-10LSNI	10	LS	315	10	18.5	0,016
7290-12LSNI	12	LS	315	12	19.5	0,022
7290-15LNI	15	L	315	15	19.5	0,032
7290-18LNI	18	L	315	18	21.5	0,051
7290-22LNI	22	L	160	22	24	0,081
7290-28LNI	28	L	160	28	24.5	0,130
7290-35LNI	35	L	160	35	28	0,240
7290-42LNI	42	L	160	42	28	0,346
7290-14SNI	14	S	630	14	22.5	0,032
7290-16SNI	16	S	400	16	21.5	0,041
7290-20SNI	20	S	400	20	27	0,080
7290-25SNI	25	S	400	25	27.5	0,124
7290-30SNI	30	S	400	30	29.5	0,182
7290-38SNI	38	S	315	38	31	0,315

With sealing cone and O-Ring adaptable to the shape of the hole W DIN 3861 / ISO 8434-1

7420



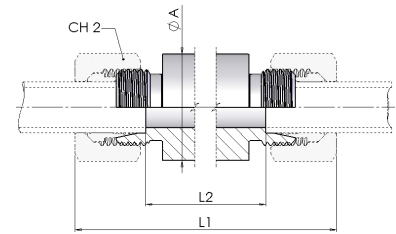
Weld connector (ISO 8434-1) WDS

WDS

Product number	Ø tube	Tipo	W.P.	A	Dimension				Weight kg/unit
	mm				bar	mm	L1	L2	
7420-06L-1	6	L	315	10	29	14	12	14	0,010
7420-08L-1	8	L	315	12	31	16	14	17	0,015
7420-10L-1	10	L	315	14	33	18	17	19	0,021
7420-12L-1	12	L	315	16	33	18	19	22	0,026
7420-15L-1	15	L	315	19	37	22	22	27	0,043
7420-18L-1	18	L	315	22	40	23.5	27	32	0,066
7420-22L-1	22	L	160	27	45	28.5	32	36	0,097
7420-28L-1	28	L	160	32	47	30.5	41	41	0,159
7420-35L-1	35	L	160	40	54	32.5	46	50	0,228
7420-42L-1	42	L	160	46	58	35	55	60	0,328
7420-06S-1	6	S	630	11	34	19	14	17	0,021
7420-08S-1	8	S	630	13	36	21	17	19	0,030
7420-10S-1	10	S	630	15	39	22.5	19	22	0,040
7420-12S-1	12	S	630	17	41	24.5	22	24	0,055
7420-14S-1	14	S	630	19	45	27	24	27	0,070
7420-16S-1	16	S	400	21	45	26.5	27	30	0,083
7420-20S-1	20	S	400	26	51	29.5	32	36	0,129
7420-25S-1	25	S	400	31	56	32	41	46	0,222
7420-30S-1	30	S	400	36	62	35.5	46	50	0,295
7420-38S-1	38	S	315	44	69	38	55	60	0,455

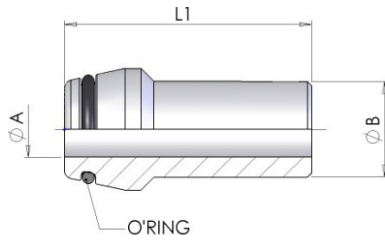
7120

Welding straight bulkhead (ISO 8434-1)WDBHS



Product number	Ø tube	Tipo	W.P.	Dimension				Weight
	mm			bar	L1	L2	A	
7120-06L-1	6	L	315	85	56	18	14	0,103
7120-08L-1	8	L	315	85	56	20	17	0,121
7120-10L-1	10	L	315	87	58	22	19	0,143
7120-12L-1	12	L	315	87	58	25	22	0,177
7120-15L-1	15	L	315	100	70	28	27	0,259
7120-18L-1	18	L	315	101	69	32	32	0,334
7120-22L-1	22	L	160	105	73	36	36	0,400
7120-28L-1	28	L	160	106	73	40	41	0,445
7120-35L-1	35	L	160	114	71	50	50	0,723
7120-42L-1	42	L	160	115	70	60	60	1,005
7120-06S-1	6	S	630	89	60	20	17	0,135
7120-08S-1	8	S	630	89	60	22	19	0,162
7120-10S-1	10	S	630	91	59	25	22	0,200
7120-12S-1	12	S	630	91	59	28	24	0,250
7120-14S-1	14	S	630	107	72	30	27	0,337
7120-16S-1	16	S	400	107	71	35	30	0,444
7120-20S-1	20	S	400	114	71	38	36	0,515
7120-25S-1	25	S	400	120	72	45	46	0,723
7120-30S-1	30	S	400	126	73	50	50	0,873
7120-38S-1	38	S	315	133	72	60	60	1,251

7280



Welding nipple with O-ring seal WDNP

Product number	Ø tube	Pipe x Thickness	Dimension			W.P. bar	Weight kg/unit
	mm		ØA	ØB	L1		
7280-10X20	10	10 x 2	6	10	31	400	0,016
7280-12X25	12	12 x 2,5	7	12	31	400	0,022
7280-14X30	14	14 x 3	8	14	34	400	0,035
7280-16X30	16	16 x 3	10	16	37	400	0,044
7280-20X40	20	20 x 4	12	20	43	400	0,078
7280-25X40	25	25 x 4	17	25	48	400	0,112
7280-30X50	30	30 x 5	20	30	51	400	0,171
7280-38X50	38	38 x 5	28	38	55	315	0,245

With sealing cone and O-Ring adaptable to the shape of the hole W DIN 3861 / ISO 8434-1