



INTERPUMP

FLUID SOLUTIONS 

Powered by I.M.M. Hydraulics

Premium adaptors & tube connectors

2026

INTRODUCTION

Hydraulic systems require the installation of adaptors to complete an integrated, finished circuit. Adaptors are mainly used to:

- Adjust thread sizes (by increasing or reducing them);
- Change the thread or connection type to facilitate flexible hose connection or rigid pipe installation;
- Adapt tube ends for tube-to-fitting and tube-to-tube connections;
- Plug the circuit.

Adaptors may have the following thread configurations: metric, BSPP, BSPT, SAE, UN/UNF, NPT/NPTF.

Thread	Reference Standard
Metric	ISO 261, ANSI B1.13M
BSPP	BS 2779, ISO 228/1
BSPT	BS21, ISO 7/1
NPT	ANSI B1.21.1
NPTF	SAE J476, ANSI B1.20.3
NPSM	ANSI B1.20.1
UN/UNF	ANSI B1.1

HOW TO ORDER

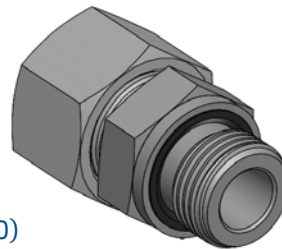
Coding rules:

- Carbon steel: standard code
- Zinc–nickel coating: add suffix “NI”
- Stainless steel AISI 316L: add prefix “X”

CARBON STEEL	ZINC–NICKEL	STAINLESS STEEL
Code: 1700-12-12 BSP nipple – junction ¾”	Code: 1700-12-12NI BSP nipple – junction ¾”	Code: X1700-12-12 BSP nipple – junction ¾”
		

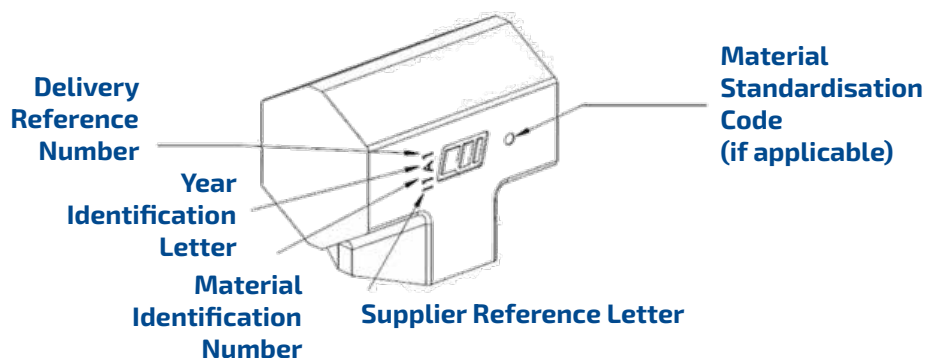
Example with accessories

Code: 7440-16SRNI
 DIN male 16 S – G ½
 Form E, ISO 1179-2
 Zinc–nickel plated
 Supplied with nut (code 7400) and cutting ring (code 7410)



TRACEABILITY

Product traceability is ensured through a dedicated stamping process developed by Interpump Fluid Solutions to identify the material, supplier and batch number. This value-added feature supports the company’s Total Quality Management approach.



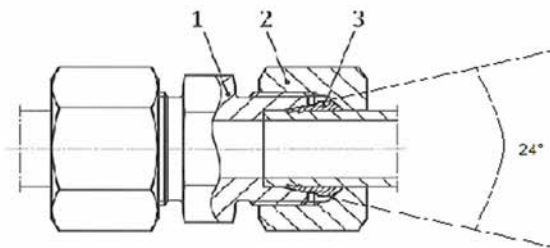
CONNECTION TYPE AND REFERENCE STANDARD

METRIC ADAPTORS

Often referred to as DIN adaptors, metric adaptors comply with DIN 2353, DIN 3861 and DIN 3859, and with the reference standard ISO 8434-1.

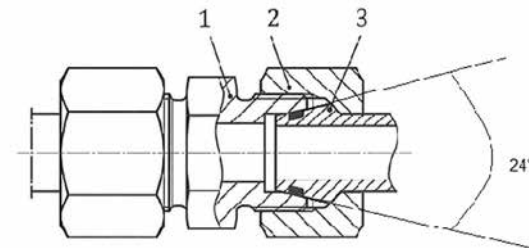
Leak-tightness is ensured by 24° angled sealing faces, with or without an O-ring (metal-to-metal sealing). The thread type is metric.

Typical Cross-Section of a 24° Cone Connector with Cutting Ring



- 1 - Body
- 2 - Nut
- 3 - Cutting ring

Typical Cross-Section of a 24° Cone Connector with O-Ring Seal (DKO)



- 1 - Body
- 2 - Nut
- 3 - DKO male fitting (with O-ring)

Metric adaptors are widely used by OEMs in the agricultural and industrial sectors. The sealing system provides high-pressure performance, excellent leak-tightness and good resistance to high tightening torques, and allows repeated assembly and disassembly, provided that the O-ring is replaced.

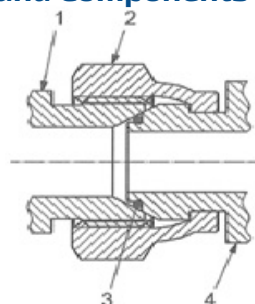
BSP ADAPTORS

The relevant reference standards are BS 5200 and ISO 8434-6. For BSPP connections, sealing is ensured by metal-to-metal surface contact with a 60° sealing angle.

For BSPT connections, sealing is ensured by the thread; therefore, a sealing material is recommended. The thread profile has a 55° flank angle.

BSP connections are widely used in Europe, Japan and Commonwealth countries for industrial applications.

Cross-Section and Components of a Typical 60° O-Ring Connection



- 1 - Male connector
- 2 - Nut
- 3 - O-ring
- 4 - Female connector

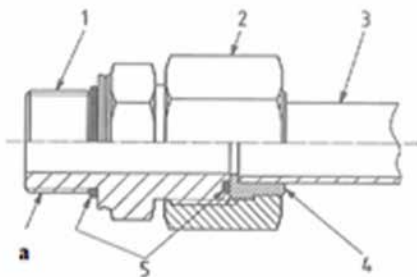
ORFS ADAPTORS

ORFS adaptors comply with ISO 8434-2 and SAE J1453. This connection type is designed to provide excellent sealing at high pressures.

Sealing is ensured by compression of the male O-ring against the flat female surface.

The mechanical joint is provided by the UN/UNF thread.

Cross-Section and Components of a Typical O-Ring Face Seal Connector Body



1 – Straight stud connector body

2 – Tube nut

3 – Tube

4 – Braze-on sleeve

5 – O-ring

a – Stud end in accordance with ISO 6149-2

ORFS adaptors are mainly used in the US and EU markets and are widely adopted by OEMs of earthmoving machinery.

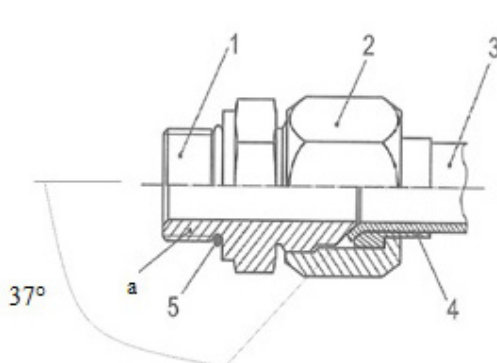
The sealing system ensures excellent performance under high-pressure and vibration conditions, high leak-tightness and good resistance to high tightening torques, and allows repeated assembly and disassembly, provided that the O-ring is replaced.

JIC ADAPTORS

Often referred to as JIC, these adaptors comply with ISO 8434-2 and SAE J514. Sealing is ensured by a metal-to-metal joint with a 37° flare, without deformation of the components.

Threads are straight UN/UNF type.

Typical Cross-Section of a 37° Flared Connection



1 – Straight stud connector body

2 – Tube nut

3 – Tube

4 – Sleeve

5 – O-ring

a – Stud end in accordance with ISO 1179-3, ISO 6149, ISO 9974-2 or ISO 11926-3

JIC adaptors are mainly used in the US market for industrial applications. The sealing system ensures good performance under high-pressure conditions.

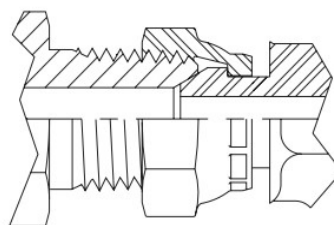
NPT/NPTF ADAPTORS

NPT/NPTF adaptors comply with ANSI B1.20.1, SAE J476 and ANSI B1.20.3. They are characterised by tapered threads with a 60° flank angle

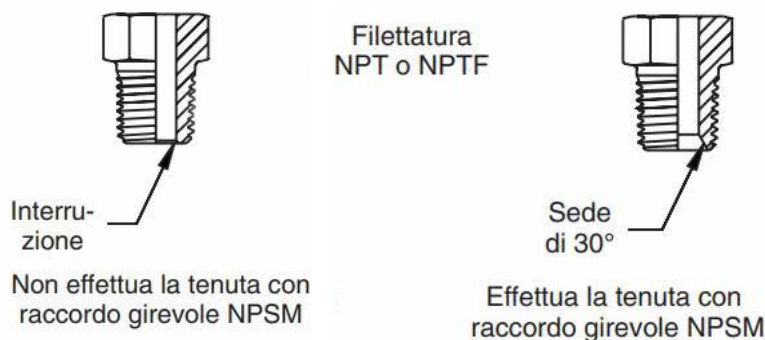
In NPT/NPTF connections, sealing is achieved on the thread with the use of suitable sealing materials. If a 30° cone is machined on the nipple, sealing can also be achieved in combination with an NPSM swivel female.

NPT/NPTF connections are mainly used in the USA, particularly in industrial applications for the transfer of pressurised fluids.

The sealing system provides good performance at medium to high pressures under static conditions. For dynamic applications, especially for sizes greater than 1", the use of alternative connection types is recommended.



The illustration shows how NPSM swivel adaptors seal against the corresponding groove on the male NPT thread.



The illustration shows the 30° seat on NPT/NPTF threads required for sealing with an NPSM swivel fitting.


SURFACE TREATMENTS

Interpump Fluid Solutions uses its own in-house facilities to carry out surface treatments such as standard zinc and zinc-nickel coatings, ensuring the high quality and performance standards required by the market.



Our systems ensure a low environmental impact by complying with the most stringent environmental and safety standards.

Hexavalent chromium-free passivation ensures a low environmental impact. In addition to enhancing product performance, a dedicated sealer is applied to maintain a low and controlled coefficient of friction.



Sealing
Passivation

Zinc/Zinc-Nickel

Steel

Pure Zinc coating according to ISO 2081 Fe/Zn8/C/T2

The pure zinc coating, with a minimum zinc layer thickness of 8 µm and white passivation, ensures resistance to red rust exceeding standard market requirements. The finish has a matte metallic appearance.



Samples after 400h tested according to ISO 9227 NSS

FINISHING	THICKNESS	MINIMUM RESISTANCE RED RUST
Pure zinc-plating, passivated CrVI free, with sealer.	>8µm	>400 h

Zinc-nickel coating according to ISO 19598 Fe/ZnNi8/An/T2

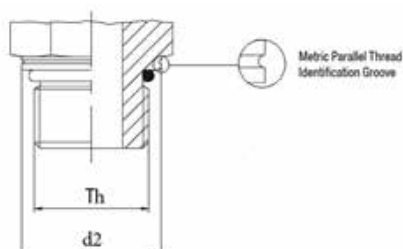
The zinc-nickel coating (Zn-Ni alloy, Ni 12-16%, thickness 8-12 µm) has a grey-blue finish with slight iridescence. It is recommended when high corrosion resistance is required under severe exposure conditions. Zinc-nickel coating is offered as standard for DIN 2353 / ISO 8434-1 adaptors.



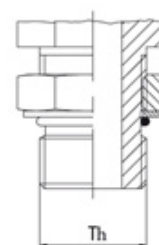
Samples after 720h tested according to ISO 9227 NSS

FINISHING	THICKNESS	MINIMUM RESISTANCE RED RUST
Gray-blue Zn-Ni plating, passivated CrVI free with sealer	>8µm	>720 h

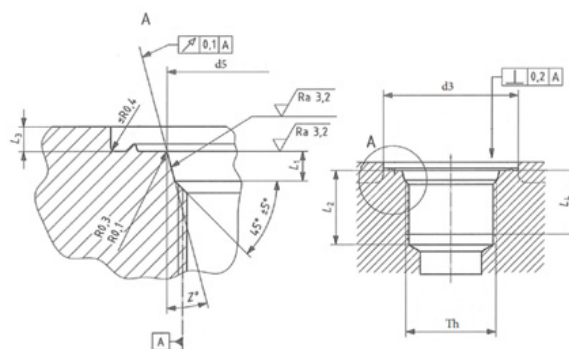
PORT AND STUD END DIMENSIONS



**Non- Adjustable
Metric Parallel Thread
ISO 6149-2/-3**



**Adjustable
Metric Parallel Thread
ISO 6149-2/-3**

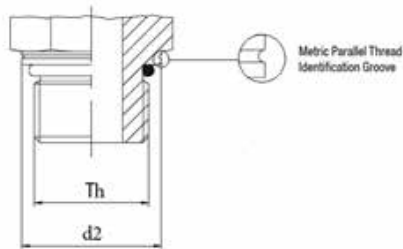


**Port (Parallel Thread)
Male Stud Metric Thread ISO 6149-1**

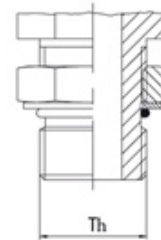
Dimensions		[mm]							[degree]
TH	d_{2x}	d_3 wide min.	d_3 narrow min.	$d_5 +0,1$	L_3 max.	$L_1 +0,4$	L_2 min.	L_4 min.	$Z^\circ \pm/-1^\circ$
M8x1	11,8	17	14	9,1	1	1,6	11,5	10	12
M10x1	13,8	20	16	11,1	1	1,6	11,5	10	12
M12x1,5	16,8	23	19	13,8	1,5	2,4	14	11,5	15
M14x1,5	18,8	25	21	15,8	1,5	2,4	14	11,5	15
M16x1,5	21,8	28	24	17,8	1,5	2,4	15,5	13	15
M18x1,5	23,8	30	26	19,8	2	2,4	17	14,5	15
M22x1,5	26,8	33	29	23,8	2	2,4	18	14,5	15
M27x1,5	31,8	40	34	29,4	2	3,1	22	19	15
M30x2	35,8	44	38	32,4	2	3,1	22	19	15
M33x1,5	40,8	49	43	35,4	2,5	3,1	22	19	15
M42x2	49,8	58	52	44,4	2,5	3,1	22,5	19,5	15

Sealing is provided by an O-ring for non-adjustable connections and by an O-ring with washer for adjustable connections.
For all new designs, the ISO Technical Committee recommends the ISO 6149 connection type.

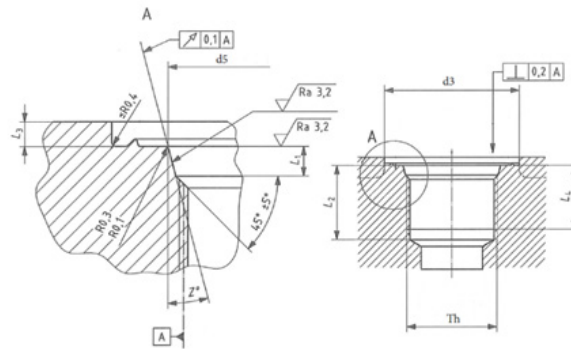
PORT AND STUD END DIMENSIONS



**Non- Adjustable
Thread UN/UNF
ISO 11926-2/-3**



**Adjustable
Thread UN/UNF
ISO 11926-2/-3**



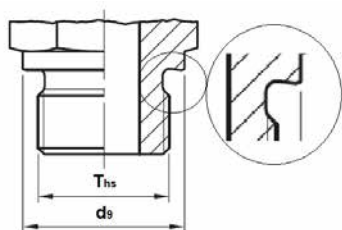
**Port (Parallel Thread)
Male Stud UN/UNF Thread ISO 11926-1 (SAE J1926-1)**

Dimensions		[mm]						[degree]
TH	d_2	d_3 min.	$d_5 \pm 0,05$	L_3 max.	$L_1 + 0,4$	L_2 min	L_4 min.	$Z^\circ \pm 1^\circ$
3/8-24 UNF-2A	11,8	19	10,75	1,6	1,9	12	10	12
7/16-20 UNF-2A	13,8	21	12,45	1,6	2,4	14	11,5	12
M1/2-20 UNF-2A	16,8	23	14,05	1,6	2,4	14	11,5	12
9/16-18 UNF-2A	16,8	25	15,7	1,6	2,5	15,5	12,7	12
3/4-16 UNF-2A	21,8	30	20,65	2,4	2,5	17,5	14,3	15
7/8-14 UNF-2A	26,8	34	23,9	2,4	2,5	20	16,7	15
1 1/16-12 UN-2A	26,8	41	29,2	2,4	3,3	23	19	15
1 3/16-12 UN-2A	31,8	45	32,4	2,4	3,3	23	19	15
1 5/16-12 UN-2A	40,8	49	35,55	3,2	3,3	23	19	15
1 5/8-12 UN-2A	49,8	58	43,55	3,2	3,3	23	19	15
1 7/8-12 UN-2A	54,8	65	49,9	3,2	3,3	23	19	15

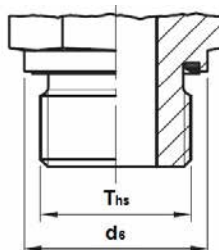
Sealing is provided by an O-ring for non-adjustable connections and by an O-ring with washer for adjustable connections.

For all new designs, the ISO Technical Committee recommends the ISO 6149 connection type.

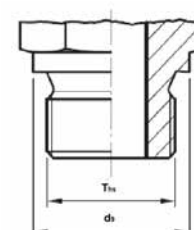
Male studs conforming to ISO 11926-3 and ISO 11926-2 are identical to those conforming to SAE J514 and SAE J1453, respectively.



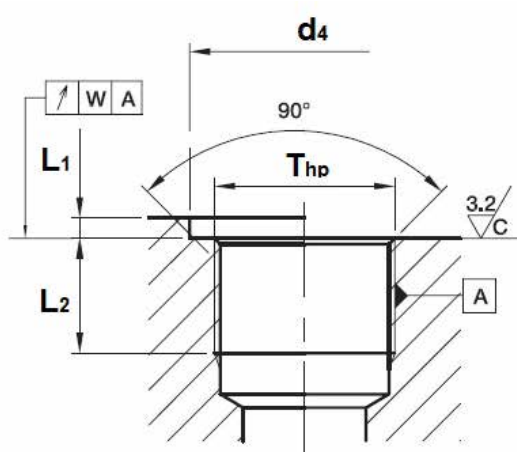
Metallic Sealing Edge
Metric Parallel Thread
ISO 9974-3 (Type B)



Sealing Ring
Metric Parallel Thread
ISO 9974-2 (Type E)



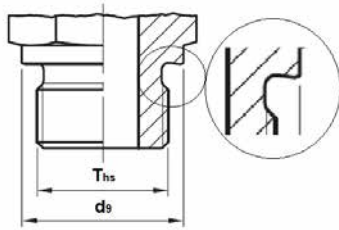
Sealing: Sealing washer DIN 7603
(e.g. copper)
Metric Parallel Thread: DIN 3852-1
(Form A)



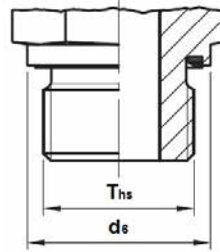
Port (Parallel Thread)
For Male Stud Metric Thread ISO 9974-1

Dimensions		[mm]				
Thp / Ths	d ₉	d ₆	d ₄ min.	l ₁ max	L ₂ min	W
M8x1	12	-	13	1	8	0,1
M10x1	14	13,9	15	1	8	
M12x1,5	17	16,9	18	1,5	12	
M14x1,5	19	18,9	20	1,5	12	
M16x1,5	21	21,9	23	1,5	12	
M18x1,5	23	23,9	25	2	12	
M22x1,5	25	25,9	27	2	14	
M26x1,5	27	26,9	28	2,5	14	0,2
M42x2	31	31,9	33	2,5	16	
M27x2	32	31,9	33	2,5	16	
M33x2	39	39,9	41	2,5	18	
M42x2	49	49,9	51	2,5	20	
M48x2	55	54,9	56	2,5	22	

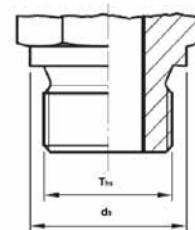
Sealing is provided by an O-ring for Type E and by a metal-to-metal joint for Type B.



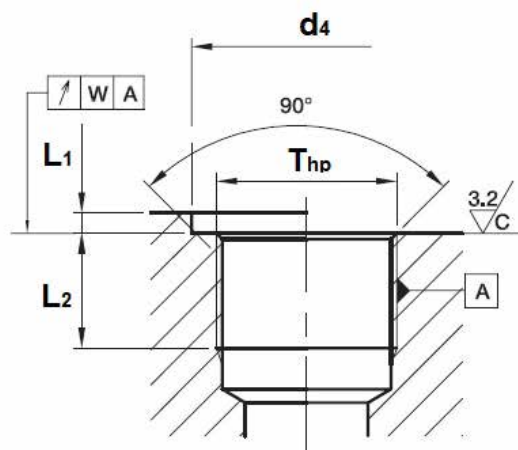
Metallic Sealing Edge
BSPP Thread ISO 1179-4
(Type B)



Sealing Ring
BSPP Thread ISO 1179-2
(Type E)



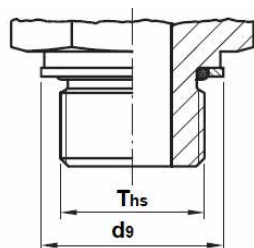
Sealing: Sealing washer DIN 7603,
(e.g. copper)
BSPP Thread: DIN 3852-1 (Form A)



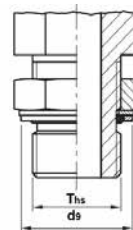
For Male Stud BSPP Thread ISO 1179-1

Dimensions		[mm]					
Thp / Ths	d _s	d ₂	d ₄ min.	d ₄ min. wide	l ₁ max	L ₂ min	W
G 1/8 A	14	13,9	15	17,2	1	8,5	0,1
G 1/4 A	18	18,9	20	20,7	1,5	12,5	0,1
G 3/8 A	22	21,9	23	24,5	2	12,5	0,1
G 1/2 A	26	26,9	28	29,6	2,5	15	0,1
G 3/4 A	32	31,9	33	36,9	2,5	16,5	0,2
G 1 A	39	39,9	41	46,1	2,5	19	0,2
G 1 1/4 A	49	49,9	51	54	2,5	21,5	0,2
G 1 1/2 A	55	54,9	56	60,5	2,5	22,5	0,2

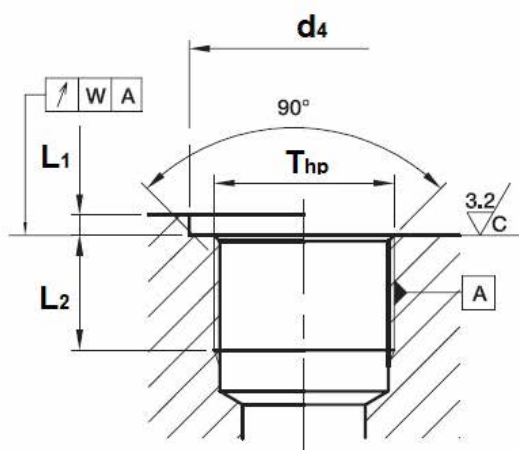
Sealing is provided by an O-ring for Type E and by a metal-to-metal joint for Type B.



Male stud Type G
(non-adjustable with retaining ring)
BSPP Thread ISO 1179-3



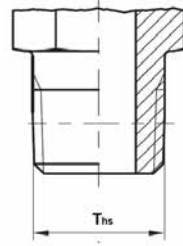
Male stud Type H
(adjustable with retaining ring)
BSPP Thread ISO 1179-3



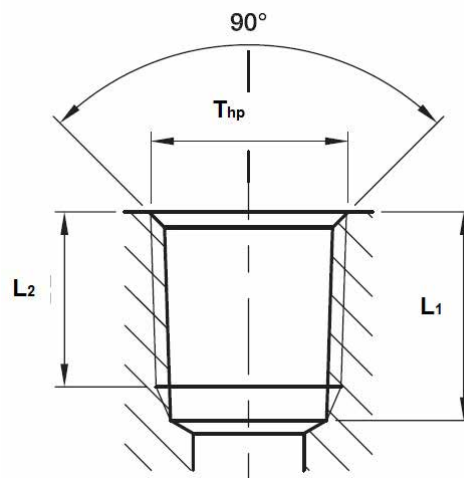
Port (Parallel Thread)
For Male Stud GAS Thread ISO 1179-1

Dimensions		[mm]				
Thp / Ths	$d_{9\pm 0,1}$	d_4 min. narrow	d_4 min. wide	l_1 max	L_2 min	W
G 1/8 A	15	15	17,2	1	8,5	0,1
G 1/4 A	19,8	20	20,7	1,5	12,5	0,1
G 3/8 A	23,5	23	24,5	2	12,5	0,1
G 1/2 A	28,5	28	29,6	2,5	15	0,1
G 3/4 A	34,5	33	36,9	2,5	16,5	0,2
G 1 A	43,5	41	46,1	2,5	19	0,2
G 1 1/4 A	52,5	51	54	2,5	21,5	0,2
G 1 1/2 A	60	56	60,5	2,5	22,5	0,2

Sealing is provided by an O-ring with retaining ring.



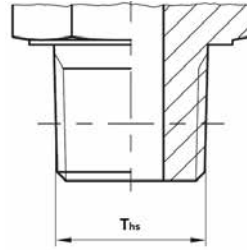
non-adjustable male stud NPT/NPTF
Tapered Thread SAE J476 - ANSI/
ASME B1.20.1/
ANSI/ASME B1.20.3



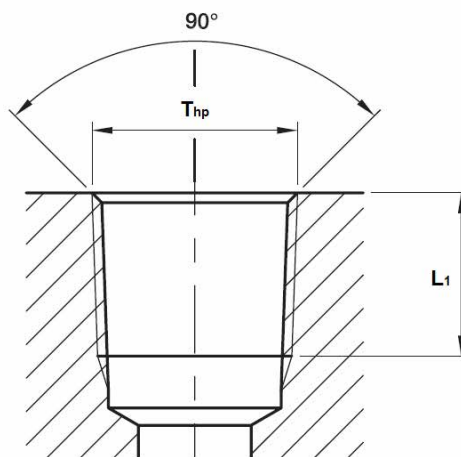
Port (Parallel Thread)
For Male Stud NPT / F Parallel

Dimensions	[mm]	
	L ₁ max	L ₂ min
T _{hp} / T _{hs}		
1/8-27 NPT/F	11,6	6,9
1/4-18 NPT/F	16,4	10,0
3/8-18 NPT/F	17,4	10,3
1/2-14 NPT/F	22,6	13,6
3/4-14 NPT/F	23,1	14,1
1-11 1/2 NPT/F	27,8	16,8
1.1/4"-11 1/2 NPT/F	28,3	17,3
1.1/2-11 1/2 NPT/F	28,3	17,3

Sealing is achieved on the thread; the use of a sealing material is required. Repeated assembly is not recommended.
The use of a tapered male thread in a parallel female thread is not recommended.



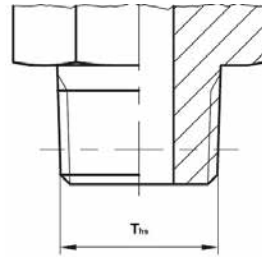
BSPT Tapered Thread
ISO 7/1 - BS 21
DIN 3852-2 (standard)



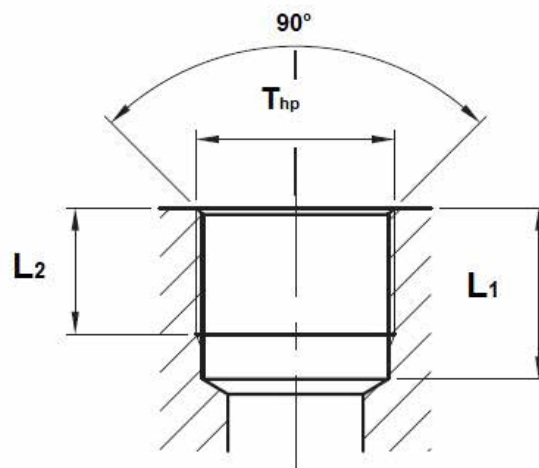
Port (Tapered Thread
For Male Stud with BSPT Thread

Dimensions	[mm]	
T _{hs}	T _{hp}	L ₁ min
R 1/8-28	R 1/8	7,4
R 1/4-19	R 1/4	11,0
R 3/8-19	R 3/8	11,4
R 1/2-14	R 1/2	15,0
R 3/4-14	R 3/4	16,3
R 1-11	R 1	19,0
R 1 1/4-11	R 1 1/4	21,4
R 1 1/2-11	R 1 1/2	21,4

Sealing is achieved on the thread. Repeated assembly is not recommended.



Tapered Thread
Metric DIN 3852-1



Port (Parallel Thread)
For Male Stud with Metric Tapered Thread

Dimensions		[mm]	
T _{hs}	T _{hp}	L ₁ min	L ₂ min
M8 x 1 t.	M8 x 1	10,0	5,5
M10 x 1 t.	M10 x 1	10,0	5,5
M12 x 1,5 t.	M12 x 1,5	13,5	8,5
M14 x 1,5 t.	M14 x 1,5	13,5	8,5
M16 x 1,5 t.	M16 x 1,5	13,5	8,5
M18 x 1,5 t.	M18 x 1,5	13,5	8,5
M20 x 1,5 t.	M20 x 1,5	15,5	10,5
M22 x 1,5 t.	M22 x 1,5	15,5	10,5

Sealing with thread short. Repetitive assembly is not recommended. Necessary sealing materials.

TUBE SIZE DIFINITION

In tube design and selection, the following aspects shall be considered:

- Internal diameter definition;
- Wall thickness definition.

Below, a nomogram and the DIN 2413 / ISO 10763 pressure reference table are provided.

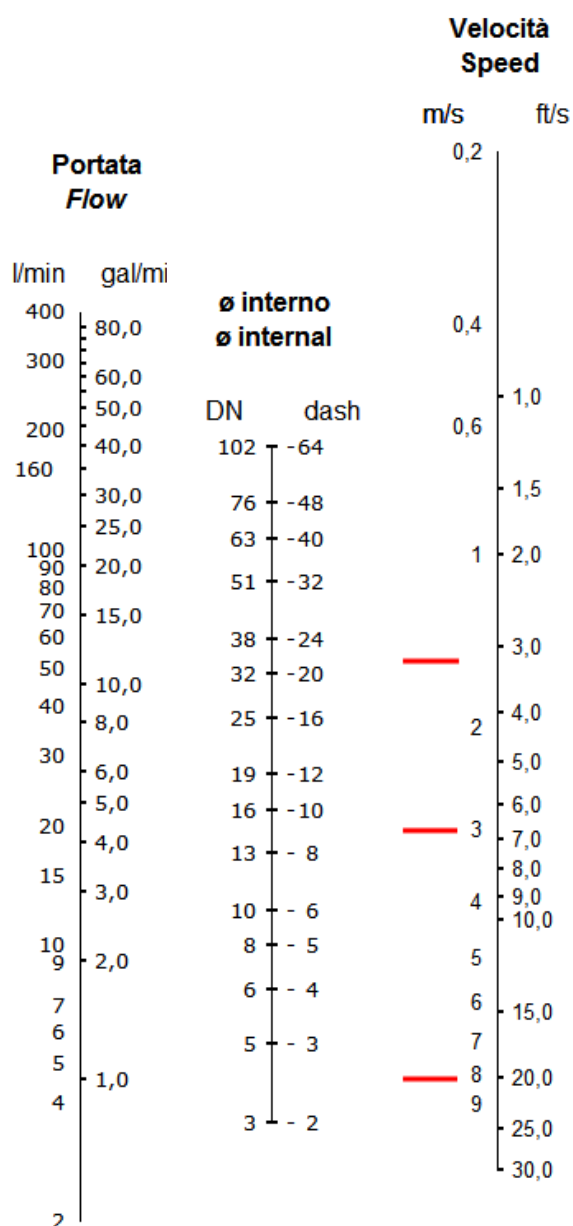
Recommended line speed:

Pressure lines: 3–8 m/s

Return lines: 1.5–3 m/s

Suction lines: 0.5–1.5 m/s

Pilot lines: max. 5 m/s



CALCULATED TUBE WORKING AND BURST PRESSURE

Tube OD [mm]	TUBE ID [mm]	Wall thk [mm]	Working pressure calculated [bar] iaw DIN 2413 – Load configuration I (static loads up to 120°C)		Working pressure calculated [bar] iaw DIN 2413 – Load configuration III (dynamic loads up to 120°C)		Burst pressure [bar] iaw ISO 10763	
			Material E235+N	Material E355	Material E235+N	Material E355	Material E235+N	Material E355
6	4,5	0,75	338	491	303	310	1116	1525
6	4	1	450	655	391	400	1573	2149
6	3	1,5	675	983	551	563	2689	3674
6*	2	2	900	1310	692	708	4263	5823
6*	1,5	2,25	1013	1474	757	774	5379	7347
8	6	1	338	491	303	310	1116	1525
8	5	1,5	506	737	433	443	1824	2491
8	4	2	675	983	551	653	2689	3674
8*	3	2,5	844	1228	659	673	3806	5198
10	8	1	270	393	248	253	866	1183
10	7	1,5	405	590	357	365	1384	1890
10	6	2	540	786	458	468	1982	2707
10	5	2,5	675	983	551	563	2689	3674
10*	4	3	810	1179	638	652	3555	4856
12	10	1	225	328	209	214	707	966
12	9	1,5	338	491	303	310	1116	1525
12	8	2	450	655	391	400	1573	2149
12	7	2,5	653	819	474	484	2091	2857
12	6	3	675	983	551	653	2689	3674
12*	5	3,5	823	1180	624	638	3397	4640
12*	4	4	940	1348	692	708	4263	5823
14	12	1	193	281	181	185	598	817
14	11	1,5	289	421	264	270	936	1278
14	10	2	386	561	342	349	1306	1783
14	9	2,5	482	702	415	425	1714	2342
14	8	3	573	842	485	496	2171	2966
14	7	3,5	705	1011	551	563	2689	3674
15	13	1	180	262	170	174	555	758
15	12	1,5	270	393	248	253	866	1183
15	11	2	360	524	321	329	1203	1644
15	10	2,5	450	655	391	400	1573	2149
15	9	3	540	786	458	468	1982	2707
16	14	1	169	246	160	163	518	708
16	13	1,5	253	368	299	239	806	1100
16	12	2	338	491	303	310	1116	1525
16	11	2,5	422	614	370	378	1454	1986
16	10	3	506	737	433	443	1824	2491
16	8	4	705	1011	551	563	2689	3674
18	16	1	150	218	143	143	457	624
18	15	1,5	225	328	209	214	707	966
18	14	2	300	437	273	279	975	1332
18	12	2,5	375	546	333	341	1263	1725
18	12	3	450	655	391	400	1573	2149
18	10	4	627	899	500	511	2281	3115
20	17	1,5	203	295	190	194	631	861
20	16	2	270	393	248	253	866	1183
20	15	2,5	338	491	303	310	1116	1525
20	14	3	405	590	357	365	1384	1890
20	13	3,5	494	708	408	417	1671	2283
20	12	4	564	809	458	468	1982	2707
20	10	5	705	1011	551	536	2689	3674

CALCULATED TUBE WORKING/BURST PRESSURE

Tube OD [mm]	TUBE ID [mm]	Wall thk [mm]	Working pressure calculated [bar] iaw DIN 2413 – Load configuration I (static loads up to 120°C)		Working pressure calculated [bar] iaw DIN 2413 – Load configuration III (dynamic loads up to 120°C)		Burst pressure [bar] iaw ISO 10763	
			Material E235+N	Material E355	Material E235+N	Material E355	Material E235+N	Material E355
22	20	1	123	179	118	121	370	505
22	19	1,5	184	268	173	177	569	777
22	18	2	245	357	227	232	779	1064
22	17	2,5	307	447	278	285	1000	1366
22	16	3	368	536	328	335	1236	1688
22	15	3,5	449	643	376	384	1486	2030
22	14	4	513	735	422	431	1754	2396
25	22	1,5	162	236	154	157	496	678
25	21	2	216	314	201	206	676	924
25	20	2,5	270	393	248	253	866	1183
25	19	3	324	472	292	299	1065	1455
25	18	3,5	395	566	336	343	1275	1741
25	17	4	451	647	378	386	1496	2044
25	16	4,5	508	728	418	428	1732	2365
25	15	5	564	809	458	468	1982	2707
28	25	1,5	145	211	138	141	440	601
28	25	2	193	281	181	185	598	817
28	23	2,5	241	351	223	228	763	1043
28	22	3	289	421	264	270	936	1278
28	21	3,5	353	506	3003	310	1116	1525
28	20	4	403	578	342	349	1306	1783
30	26	2	180	262	170	174	555	758
30	25	2,5	225	328	209	214	707	966
30	24	3	270	393	248	253	866	1183
30	23	3,5	329	472	285	291	1031	1408
30	22	4	376	539	321	329	1203	1644
30	20	5	470	674	391	400	1573	2149
30	18	6	564	809	458	468	1982	2707
35	32	1,5	121	173	111	114	348	475
35	31	2	161	231	147	150	471	643
35	30	2,5	201	289	181	185	598	817
35	29	3	242	347	215	220	730	997
35	27	4	322	462	280	286	1007	1375
35	25	5	403	578	342	349	1306	1783
38	34	2	148	213	136	139	432	589
38	33	2,5	186	266	168	171	547	748
38	32	3	223	319	199	203	667	911
38	30	4	297	426	260	265	917	1253
38	28	5	371	532	318	325	1185	1619
38	26	6	445	639	373	382	1472	2011
38	24	7	519	745	427	436	1783	2436
38	22	8	594	851	478	488	2121	2897
42	39	1,5	101	144	93	96	288	393
42	38	2	134	193	123	126	388	527
42	37	2,5	168	241	153	156	492	672
42	36	3	201	289	181	185	598	817
42	34	4	269	385	237	242	820	1120
42	32	5	336	481	290	297	1044	1441

Assembly Instructions according ISO 8434-1/DIN2353

1. Preparation of tube

- Cut the tube square. A maximum angular deviation of 0.5° relative to the tube axis is permissible.

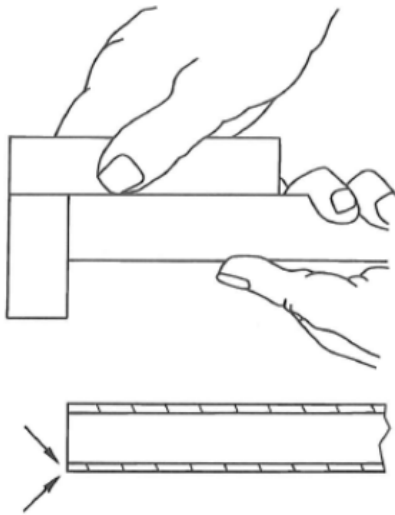
NOTE

Do not use pipe cutters or cut-off wheels, as they may cause burr formation and angled cuts. The use of a precision cut-off machine or device is recommended.

- Lightly deburr the tube ends inside and outside (max. $0.2 \times 45^\circ$) and clean them.

NOTE

Thin-walled tubes may require support inserts. Any deformation or irregularity, such as tubes cut at an angle or excessively deburred tube ends, reduces the integrity, service life and sealing performance of the connection.

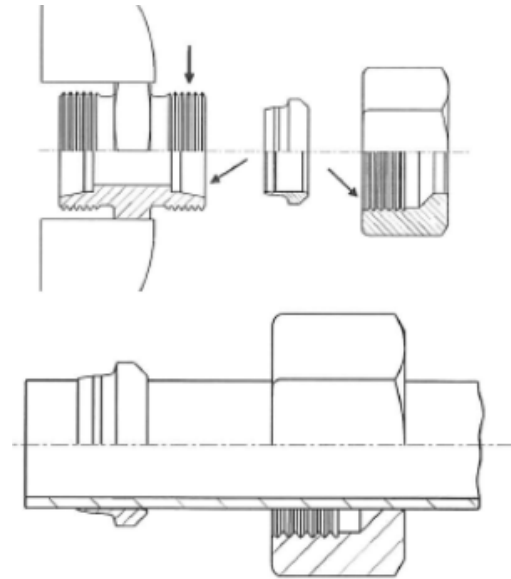


2. Lubrication and orientation

- Lubricate the thread and the 24° cone of the body, and the thread of the nut.
- Fit the nut and cutting ring onto the tube with the cutting edge facing the tube end.

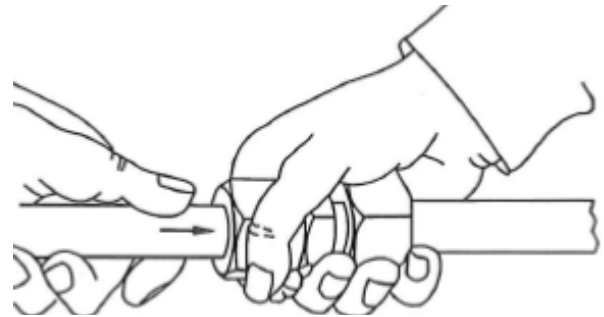
NOTE

Ensure that the cutting ring is oriented correctly to prevent assembly errors.



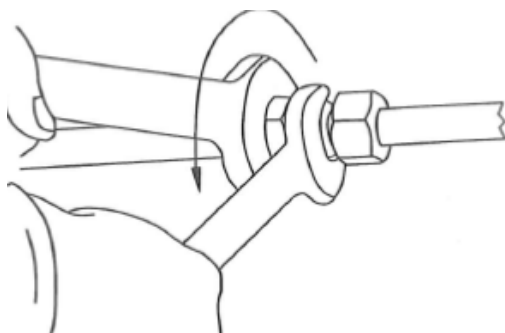
3. Initial Assembly

- Assemble the nut by hand until contact between the body, cutting ring and nut becomes perceptible.
- Insert the tube into the connector body until it bottoms out against the tube stop. The tube must contact the tube stop to ensure that the cutting ring bites correctly into the tube.



4. Pre-Assembly Tightening

- After inserting the tube into the connector body, tighten the nut by hand until the cutting ring is held in position.
- Tighten the nut with a wrench until the cutting ring makes contact with the tube. In this condition, the cutting ring prevents tube rotation.
- Tighten the nut by a maximum of one full turn while holding the tube to prevent rotation.



For a more reliable connection, use the HF3-DIN machine.



For manual pre-assembly, use the BOX-DIN-M.

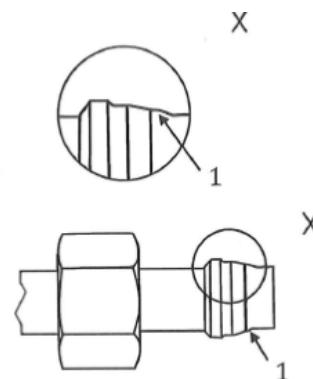


5. Check

- Disassemble the tube connection.
- Check the penetration of the cutting edge. If the connection has been assembled correctly, an evenly distributed ring of displaced material will be visible and shall completely cover the front cutting edge.

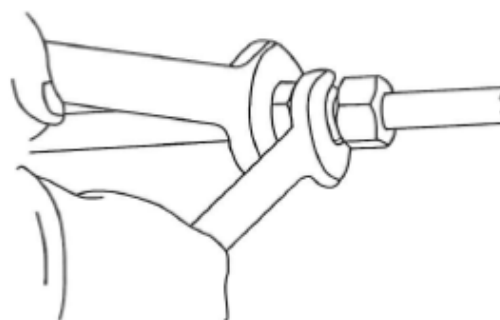
NOTE

The cutting ring may rotate freely on the tube but shall not be capable of axial movement.



6. Final Assembly

- During final assembly, the nut shall be re-tightened firmly using the same torque as required for the initial assembly.
- Hold the connector body securely with one spanner and turn the nut with another.
- Tighten the nut until a noticeable resistance to torque is reached.
- For all pre-assembled connections, tighten the nut a further $\frac{1}{4}$ turn once initial resistance to torque is felt (up to a maximum of $\frac{1}{2}$ turn).

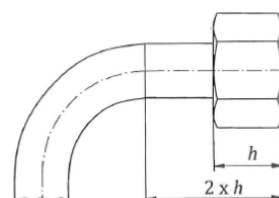


7. Minimum Length of Straight Tube End for Tube Bends

- The length of the undeformed straight tube end ($2 \times h$) shall be at least twice the nut length (h).

NOTE

The straight tube end shall not exceed any deviation of roundness or straightness beyond the tube dimensional tolerances.

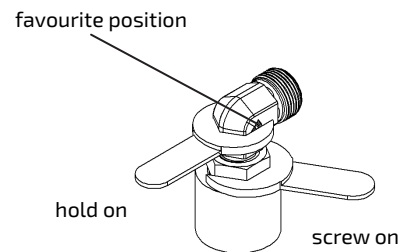
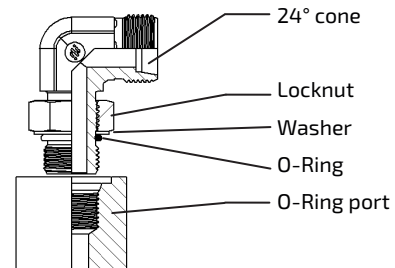


ADJUSTABLE FITTINGS WITHOUT RETAINING RING

Assembly Instructions according to ISO 6149 and ISO 11926

1. Assembly

- Pre-assemble with locknut, washer and O-ring.
- Lubricate the O-ring.
- Tighten the locknut until the thread groove is visible.
- Screw the fitting into the port. Check contact between the washer and the port surface.

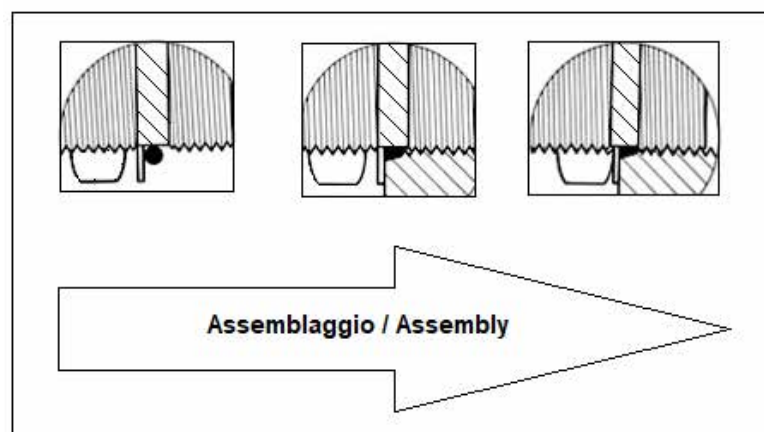
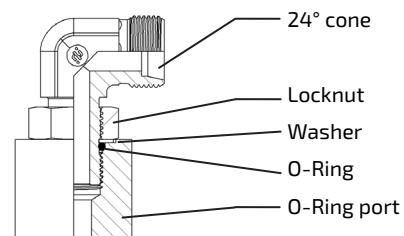


2. Adjustment

Loosen the fitting by up to one turn (maximum) until the correct position is reached.

3. Final Assembly

Hold the fitting with one spanner and, using a second spanner, tighten the locknut.



DKO FITTINGS

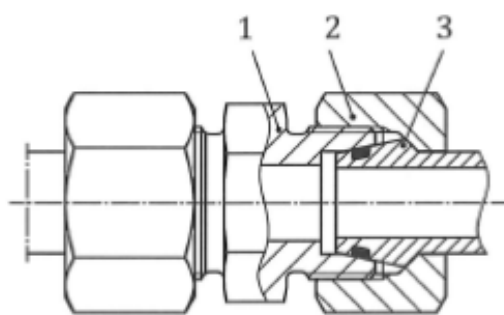
Assembly Instructions ISO 8434-1

1. Assembly

Check the O-ring for any signs of damage and ensure it is correctly positioned in the groove.

Lightly lubricate the O-ring, the cone and the thread. Keep the taper aligned and insert it into the cone, pressing it firmly into place.

Hand-tighten the union nut. Turn the nut a further $\frac{1}{4}$ to $\frac{1}{3}$ of a turn to complete installation.



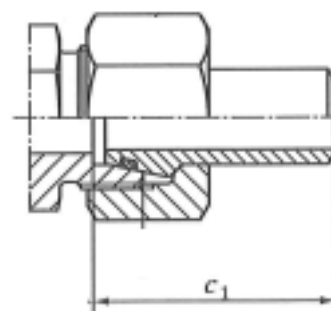
KEY

- 1 body
- 2 nut
- 3 DKO-end (including O-ring)

- Turn the nut a further $\frac{1}{4}$ turn to complete installation.

NOTE

Assembly and disassembly shall be carried out by turning the union nut, not the mating fitting.



Series	OD Tube [mm]	C1 [mm] [+/-1mm]
L	6	32
	8	32
	10	33,5
	12	33,5
	15	35
	18	37
	22	39,5
	28	42,5
	35	49,5
S	42	50
	6	32
	8	32
	10	33,5
	12	33,5
	14	37
	16	40,5
	20	47
	25	53,5
	30	57,5
38	64,5	

WELD ON NIPPLE

Assembly Instructions ISO 8434-1

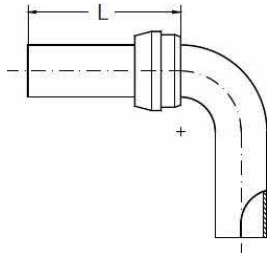
1. General notes

- Reference standard: ISO 8434-1.
- The end user is responsible for the welding procedure.
- Reference tube lengths are shown in the table.

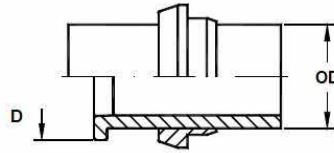
2. Assembly

- Check the O-ring for any signs of damage and ensure it is correctly positioned in the groove.
- Lightly lubricate the O-ring, the cone and the thread.
- Keep the taper aligned and insert it into the cone, pressing it firmly into place.
- Hand-tighten the union nut.

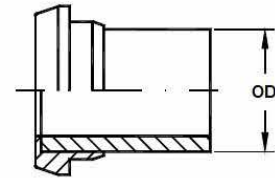
HOSE DIMENSIONS FOR ORFS FITTINGS



Bending



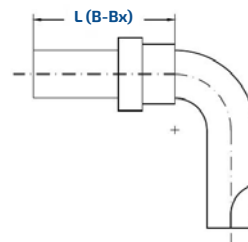
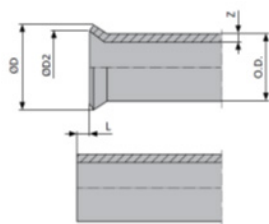
Mechanical Flaring



Brazing

Tube OD		D min [mm]	D max [mm]	L min [mm]
[mm]	[inch]			
6	1/4	12,0	12,7	38,0
8	5/16	15,0	15,7	38,0
10	3/8	15,0	15,7	38,0
12	1/2	18,0	18,9	38,0
14	-	22,5	23,4	48,0
16	5/8	22,5	23,4	48,0
18	-	26,5	27,8	48,0
20	3/4	26,5	27,8	48,0
25	1	32,5	34,2	48,0
30	-	39,5	40,5	
35	1 1/4'	39,5	40,5	
38	1 1/2'	47,5	48,5	

HOSE DIMENSIONS FOR JIC FITTINGS



Bending

B= Standard sleeve
BX= Special sleeve

Tube OD		Flaring D max [mm]	Flaring D2 min [mm]	Max. tube wall thickness Z [mm]	Length decrease L [mm]
[mm]	[inch]				
6	1/4	9,7	8,0	1,5	2,5
8	5/16	11,3	10,0	1,5	2,5
10	3/8	12,7	11,7	1,5	2,5
12	1/2	17,3	14,7	2,0	3,0
15	-	20,2	16,5	2,0	3,0
16	5/8	20,2	16,5	2,5	3,0
20	3/4	24,6	21,0	2,5	3,5
25	1	31,0	25,1	3,0	4,0
30	-	38,9	31,8	3,0	5,0
35	1 1/4	38,9	31,8	3,0	5,0
38	1 1/2	42,3	38,5	3,0	5,0

L [mm]	
B	Bx
22	19
25	-
27	24
30	26
34	30
39	34
48	-
48	-
59	-
64	-
64	-
70	-



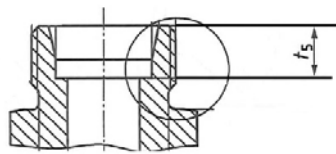
For more precise flaring, the use of the HF3-1 is recommended.

ASSEMBLY DESIGN AND INSTALLATION

The following factors shall be considered when sizing a piping system and calculating the tube length for an assembly:

- Minimum lengths of straight and elbow sections;
- Additional dimensions related to couplings;
- Additional tube sections (flaring, bend radii, elbows, straight sections).

As a guideline for piping system design, it is recommended to allow extra length at tube ends in order to adjust assemblies before pre-assembly and final assembly.



As a reference, the ISO 8434-1 dimension inside the coupling is shown below:

Series	Tube OD	T _s [mm]
L	6	7
	8	7
	10	7
	12	7
	15	7
	18	7,5
	22	7,5
	28	7,5
	35	10,5
S	42	11
	6	7
	8	7
	10	7,5
	12	7,5
	14	8
	16	8,5
	20	10,5
	25	12
	30	13,5
38	16	

RECOMMENDATIONS

Hydraulic system efficiency shall be ensured through the correct design and installation of tubes and fittings. Any leakage or failure during operation shall be avoided.

After tube sizing and line layout definition, the following recommendations shall be observed during installation and routing:

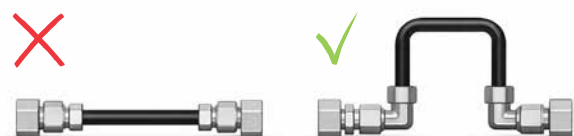
- Joint accessibility: keep tubes away from components requiring periodic inspection and ensure easy access to connection points where inspections are required
- Routing: use routing that allows easy troubleshooting during maintenance and repair. Right-angled, parallel and clearly arranged lines are recommended.
- Fixing: do not use tubes to support external loads. Tubes shall be properly secured using suitable tube clamps.



Length: it is recommended to avoid short tubes that may be subject to fatigue failure. Where possible, swivel connectors are the preferred solution.



Installation: excessive stresses on joints shall be avoided.



CLAMPS INSTALLATION INSTRUCTIONS

WELDING PLATE MOUNTING

Position the weld plates using locating magnets or clips and weld them in place. Fit the lower half-clamp, position the tube, fit the upper half-clamp and tighten the screws.

NOTE: Do not weld the plate with the plastic clamps fitted. Long weld plates may be screwed directly to the mounting surface. Avoid contact between brackets.

RAIL MOUNTING

Mounting rails are supplied in 2 m lengths and may be fixed by welding or screws. For screw mounting, insert the nut into the rail and rotate it until it locks. Fit the lower half-clamp, position the tube/hose, fit the upper half-clamp and tighten the screws.

Pay attention to tube centre-to-centre spacing and avoid contact between brackets.

It is recommended to position brackets before and after a 90° bend and to respect the recommended spacing between collars of the same type, as shown in the illustrations.



Recommended minimum distance between collars of the same type, depending on the external hose diameter.

Ø External hose [mm]	L min [mm]
da 6 a 12,7	0,9
da 15 a 22	1,2
da 23 a 28	1,5
da 30 a 38,1	2
da 40 a 48,3	2,5
da 50 a 57	3
da 60 a 70	3,4
da 76,1 a 88,9	3,7
da 101,6 a 108	4
da 114,3 a 133	4,3
da 139,7 a 165,1	5
da 168,3 a 324	5,5

ELASTOMERIC SEAL

O-rings fitted on Interpump Fluid Solutions components are typically made of NBR, 90 Shore A hardness, and are suitable for operation from -35°C to +100°C (-31°F to +212°F).

For aggressive media and/or higher temperatures, FKM (Viton®) (-25°C to +200°C / -13°F to +392°F) and EPDM seals are also available. Storage shall comply with DIN 7716.

THE PRINCIPLES OF CORRECT STORAGE

O-rings shall be stored to prevent damage such as surface abrasion and deformation caused by tension, compression or bending, as well as damage from packaging components (e.g. staples).

Store O-rings in a cool, dry environment, preferably at 15–25°C with relative humidity below 65%. Avoid prolonged exposure to sunlight and high-UV artificial light, and keep away from ozone sources. Storage areas shall be free from ozone generated by equipment such as electric motors and high-voltage devices, and from combustion and organic gases.

Avoid contact between rubber products made of different compounds and contact with chemicals or harmful materials (e.g. copper, manganese). The recommended solution is airtight packaging, preferably UV-protected plastic bags.

When stored correctly, typical shelf life is up to 5 years for NBR and up to 10 years for FKM. Storage, cleaning and maintenance shall comply with DIN 7716 to prevent premature ageing, hardening or embrittlement and to ensure sealing performance.

FLUID COMPATIBILITY TABLE

Fluids	NBR	FKM	EPDM	
Sea water (saline)	↑	↑	↗	Legend: ↑ Excellent ↗ Good (static sealing) → Fair (occasional static sealing) ↓ Poor
Drinking water	↑	↑	↑	
Air 0-90°C	↗	↑	↑	
Air 90-150°C	→	↑	↗	
Air 150-200°C	↓	↑	↓	
Air 200-260°C	↓	→	↓	
ASTM Oil No. 1	↑	↑	↓	Material Guide:
ASTM Oil No. 2	↑	↑	↓	
ASTM Oil No. 3	↑	↑	↓	NBR
ASTM Oil No. 4	↗	↑	↓	Nitrile Rubber
ASTM Oil No. 5	↑	↑	↓	EPDM
Nitrogen	↑	↑	↑	Ethylene-Propylene
Benzene	↓	↑	↓	FKM
Kerosene (similar to RP-1 e JP -1)	↑	↑	↓	Fluoroelastomer (Viton®)
Ethanol	→	→	↑	
Aether	↓	↓	→	
Brake fluid DOT 3 (glycol-based)	→	↑	↑	
Biodegradable hydraulic fluid HEES (synthetic ester-based)	↗	↑	↓	
Biodegradable hydraulic fluid HETG (triglyceride-based)	↗	↑	↓	
Biodegradable hydraulic fluid HEPG (polyalkylene glycol-based)	↗	↓	↓	
Biodegradable hydraulic fluid HEPR (other base fluids, primarily polyalphaolefins)	↗	↑	↓	
Natural gas	↑	↑	↓	
Gas oil	↑	↑	↓	
Ethylene glycol	↑	↑	↑	
Car brake fluid	→	↓	↑	
Methane	↑	↑	↓	
Methanol	↗	↓	↑	
Hydraulic oils (synthetic-based)	↗	↑	↓	
Lubricating oils (petroleum-based)	↑	↑	↓	
Lubricating oils (synthetic-based)		↑		
Lubricating oils (raw and refined)	↗	↑	↓	
Mineral oils	↑	↑	↓	
Engine oils	↑	↑	↓	
Crude petroleum oil	↑	↑	↓	
Hydraulic oil (petroleum-based, industrial)	↑	↑	↓	
Turbine oil	↑	↑	↓	
Silicone oils	↑	↑	↑	
Steam 0-200°C	↓	↓	↑	
Steam 200-600°C	↓	↓	→	

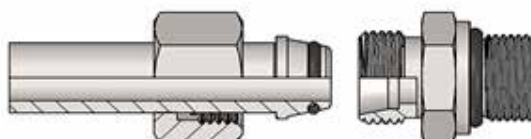
The compatible fluid table above is based on literature data; for further information, please contact our Technical Department. For adaptors and pressure fittings with O-rings in contact with the fluid, chemical compatibility with the service fluid shall be verified.

REPLACEMENT OF THE O-RING

- Check the elastomers before assembly and ensure that they are free from surface damage, deformation, hardening or loss of elasticity;
- Use assembly greases or oils compatible with the elastomer;
- Avoid twisting or stretching the O-ring during installation;
- Ensure that the O-ring installation area is free from sharp edges, machining marks, threads or holes;
- Ensure that no dirt or residues are present in the O-ring groove or seating area.

ASSEMBLY TORQUE

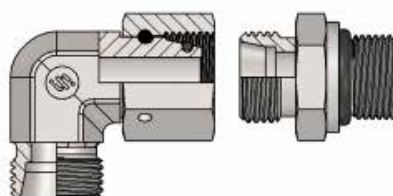
Nut on Pipe



Tube OD [mm]	Light Duty (L Series)	Nm +10% 0%
6	M12x1,5	14
8	M14x1,5	18
10	M16x1,5	24
12	M18x1,5	37
15	M22x1,5	50
18	M26x1,5	65
22	M30x2	95
28	M36x2	110
35	M45x2	250
42	M52x2	380

Tube OD [mm]	Heavy Duty (S Series)	Nm +10% 0%
6	M14x1,5	18
8	M16x1,5	20
10	M18x1,5	26
12	M20x1,5	40
14	M22x1,5	60
16	M24x1,5	66
20	M30x2	100
25	M36x2	130
30	M42x2	270
38	M52x2	400

Swivel Fitting



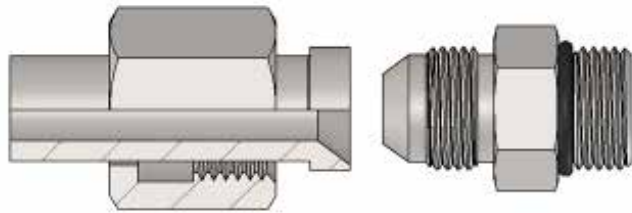
Light Duty (L Series)	Nm +10% 0%
M12x1,5	14
M14x1,5	18
M16x1,5	24
M18x1,5	37
M22x1,5	50
M26x1,5	65
M30x2	95
M36x2	110
M45x2	250
M52x2	380

Heavy Duty (S Series)	Nm +10% 0%
M14x1,5	18
M16x1,5	20
M18x1,5	26
M20x1,5	40
M22x1,5	60
M24x1,5	66
M30x2	100
M36x2	130
M42x2	270
M52x2	400

Guaranteed values apply only when IFS products are used.

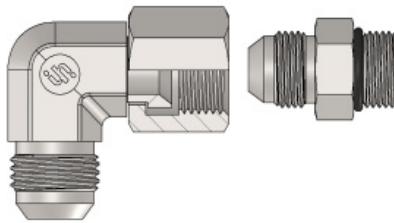
ASSEMBLY TORQUE

Nut on Pipe



Tube OD [mm]	JIC	Nm Min - Max
6	7/16" - 20	13 - 15
8	1/2" - 20	17 - 24
10	9/16" - 18	24 - 31
12	3/4" - 16	45 - 50
14 ÷ 16	7/8" - 14	65 - 70
18 - 20	1.1/16" - 12	90 - 95
25	1.5/16" - 12	120 - 140
30 - 32	1.5/8" - 12	170 - 185
38	1.7/8" - 12	210 - 230

Swivel Fitting

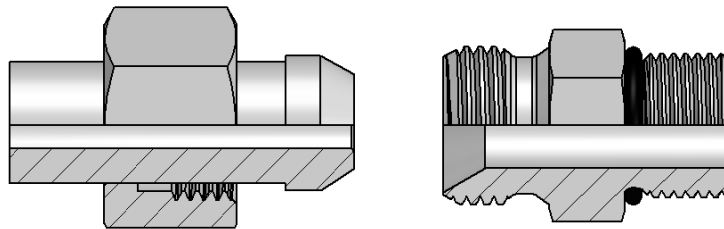


Tube OD [mm]	JIC	Nm Max
6	7/16" - 20	15
8	1/2" - 20	19
10	9/16" - 18	24
12	3/4" - 16	49
14 ÷ 16	7/8" - 14	77
18 - 20	1.1/16" - 12	107
25	1.5/16" - 12	147
30 - 32	1.5/8" - 12	172
38	1.7/8" - 12	215

Guaranteed values apply only when IFS products are used.

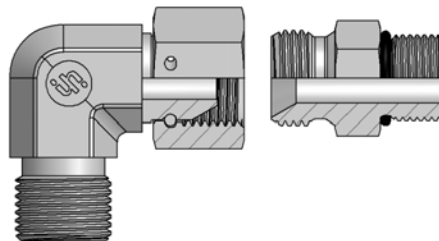
ASSEMBLY TORQUE

Nut on Pipe



Tube OD [mm]	BSPB	Nm +10% 0%
6	1/8"	10
8	1/4"	20
10	3/8"	35
12	1/2"	60
16	5/8"	70
20	3/4"	115
25	1"	140
30	1 1/4"	190*
38	1 1/2"	240*

Swivel Fitting

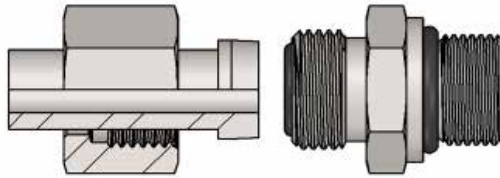


BSPB	Nm +10% 0%
1/8"	10
1/4"	20
3/8"	35
1/2"	60
5/8"	70
3/4"	115
1"	140
1 1/4"	190*
1 1/2"	240*

Guaranteed values apply only when IFS products are used.
*torque values referred to o-ring solutions

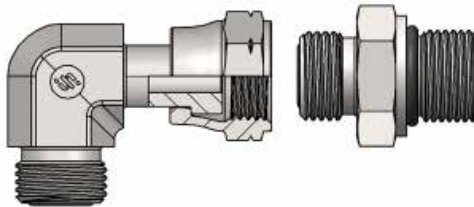
ASSEMBLY TORQUE

Nut on Pipe



Tube OD [mm]	ORFS	Nm 10 % 0%
6	9/16" - 18	25
8 - 10	11/16" - 16	40
12	13/16" - 16	55
14 ÷ 16	1" - 14	60
18 - 20	1.3/16" - 12	90
25	1.7/16" - 12	125
30 - 32	1.11/16" - 12	170
38	2" - 12	200

Swivel Fitting



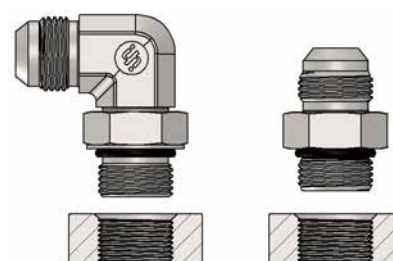
Tube OD [mm]	ORFS	Nm 10 % 0%
6	9/16" - 18	25
8 - 10	11/16" - 16	40
12	13/16" - 16	55
14 ÷ 16	1" - 14	60
18 - 20	1.3/16" - 12	90
25	1.7/16" - 12	125
30 - 32	1.11/16" - 12	170
38	2" - 12	200

Guaranteed values apply only when IFS products are used.

PORT END ASSEMBLY ADJUSTABLE NON-ADJUSTABLE FITTING TORQUE

ISO 11926 Non Adjustable			
Heavy Duty (S Series) ISO 11926-2		Light Duty (L Series) ISO 11926-3	
UN /UNF	Nm +10 % 0%	UN /UNF	Nm +10 % 0%
3/8-24	10	3/8-24	10
7/16-20	20	7/16-20	18
1/2-20	25	1/2-20	25
9/16-18	35	9/16-18	30
3/4-16	70	3/4-16	50
7/8-14	100	7/8-14	60
1.1/16-12	170	1.1/16-12	95
1.3/16-12	215	1.3/16-12	125
1.5/16-12	270	1.5/16-12	150
1.5/8-12	285	1.5/8-12	200
1.7/8-12	370	1.7/8-12	210

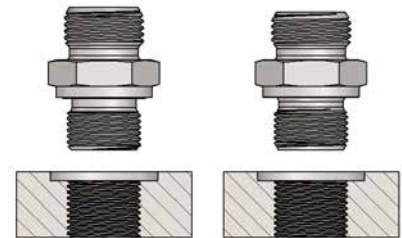
ISO 11926 Non Adjustable			
Heavy Duty (S Series) ISO 11926-2		Light Duty (L Series) ISO 11926-3	
UN /UNF	Nm +10 % 0%	UN /UNF	Nm +10 % 0%
3/8-24	10	3/8-24	10
7/16-20	20	7/16-20	18
1/2-20	25	1/2-20	25
9/16-18	35	9/16-18	30
3/4-16	70	3/4-16	50
7/8-14	100	7/8-14	60
1.1/16-12	170	1.1/16-12	95
1.3/16-12	215	1.3/16-12	125
1.5/16-12	270	1.5/16-12	150
1.5/8-12	285	1.5/8-12	200
1.7/8-12	370	1.7/8-12	210



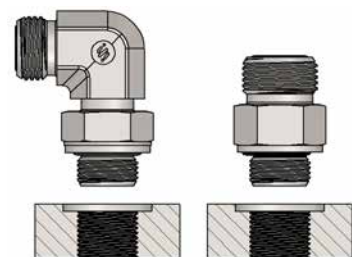
Guaranteed values apply only when IFS products are used.

PORT END ASSEMBLY TORQUE

ISO 1179					
	Type E ISO 1179-2			Type B ISO 1179-4	
Serie	BSPP	Nm 10 % 0%	Serie	BSPP	Nm 10 % 0%
L	1/8	20	LL	1/8	15
	1/4	50	L	1/8	20
	3/8	80		1/4	40
	1/2	100		3/8	80
	3/4	200		1/2	150
	1	380		3/4	200
	1.1/4	500		1	380
	1.1/2	600		1.1/4	600
S	1/4	60		1.1/2	700
	3/8	90	S	1/4	60
	1/2	130		3/8	100
	3/4	200		1/2	170
	1	380		3/4	320
	1.1/4	500		1	380
	1.1/2	600		1.1/4	600
	2	650		1.1/2	800



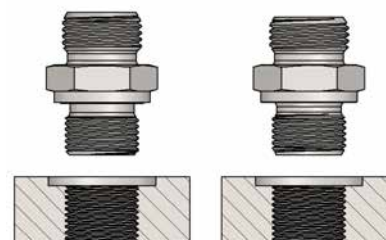
ISO 1179				
	ISO 1179-3 Type H Adjustable		ISO 1179-3 Type G Non Adjustable	
Serie	BSPP	Nm 10 % 0%	BSPP	Nm 10 % 0%
L	1/8	25	1/8	25
	1/4	50	1/4	50
	3/8	80	3/8	80
	1/2	105	1/2	105
	3/4	220	3/4	220
	1	370	1	370
	1.1/4	500	1.1/4	500
	1.1/2	600	1.1/2	600



Guaranteed values apply only when IFS products are used.

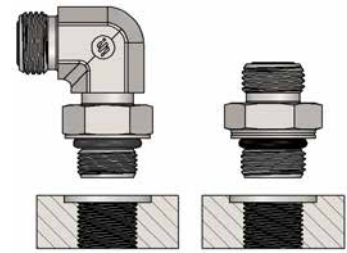
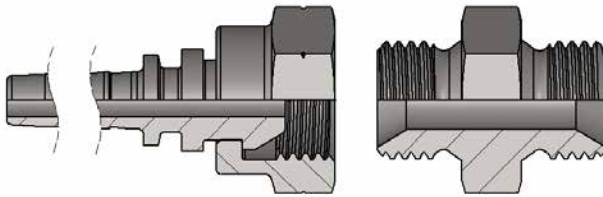
PORT END ASSEMBLY TORQUE

Type E ISO 9974-2			Type B ISO 9974-3		
Serie	Metric	Nm 10 % 0%	Serie	Metric	Nm 10 % 0%
L	M10x1	20	LL	M8x1	10
	M12x1,5	30		M10x1	15
	M14x1,5	50	L	M10x1	20
	M16x1,5	60		M12 x 1,5	30
	M18x1,5	80		M14 x 1,5	50
	M22x1,5	140		M16 x 1,5	70
	M26x1,5	200		M18 x 1,5	90
	M33x2	380		M22 x 1,5	150
	M42x2	500		M26 x 1,5	210
	M48x2	600		M33 x 2	380
S	M12x1,5	45	S	M42 x 2	550
	M14x1,5	60		M48 x 2	700
	M16x1,5	80		M12 x 1,5	45
	M18x1,5	100		M14 x 1,5	60
	M20x1,5	140		M16 x 1,5	90
	M22x1,5	150		M18 x 1,5	120
	M27x2	200		M20 x 1,5	170
	M33x2	380		M22 x 1,5	190
	M42x2	500		M27 x 2	320
	M48x2	600		M33 x 2	450
			M42 x 2	600	
			M48 x 2	800	



Guaranteed values apply only when IFS products are used.

PORT END ASSEMBLY TORQUE



Type A DIN 3852-1		
Serie	Thread M Size	Nm 10 % 0%
L	M10x1	10
	M12x1,5	20
	M14x1,5	35
	M16x1,5	45
	M18x1,5	55
	M22x1,5	65
	M26x1,5	90
	M33x2	150
	M42x2	240
	M12x1.5	290
S	M14x1,5	20
	M16x1,5	35
	M16x1,5	45
	M18x1,5	55
	M20x1,5	60
	M22x1,5	65
	M27x2	90
	M33x2	150
	M42x2	240
	M48x2	290

ISO 6149		
Serie	Thread M Size	Nm 10 % 0%
L	M8x1	8
	M10x1	15
	M12x1,5	25
	M14x1,5	35
	M16 x 1,5	40
	M18 x 1,5	45
	M22 x 1,5	60
	M27 x 2	100
	M30 x 2	130
	M33 x 2	160
	M42 x2	210
	M48 x 2	260
	M60 x 2	315
S	M8x1	10
	M10x1	20
	M12x1,5	35
	M14x1,5	45
	M16 x 1,5	55
	M18 x 1,5	70
	M22 x 1,5	100
	M27 x 2	170
	M30 x 2	215
	M33 x 2	310
	M42 x2	330
	M48 x 2	420
	M60 x 2	500

Guaranteed values apply only when IFS products are used.

APPENDIX

Type	thread	dash	male (mm)		female (mm)	
			size	max	min	max
BSP	1/8-28	02	9,7	9,5	8,8	8,6
Metric	M10x1	10	9,9	9,8	9,1	8,9
UNF	7/16-20	04	11,0	10,9	10,0	9,7
Metric	M12x1,5	12	11,9	11,7	10,6	10,4
UNF	1/2-20	05	12,6	12,5	11,6	11,3
BSP	1/4-19	04	13,1	12,9	11,8	11,4
Metric	M14x1,5	14	13,9	13,7	12,6	12,4
UNF	9/16-18	06	14,2	14,0	13,0	12,8
UNF	5/8-18	07	15,8	15,6	14,6	14,4
Metric	M16x1,5	16	15,9	15,7	14,6	14,4
BSP	3/8-19	06	16,6	16,4	15,3	15,0
UN	11/16-16	09	17,4	17,2	16,1	15,7
Metric	M18x1,5	18	17,9	17,7	16,6	16,4
UNF	3/4-16	08	19,0	18,8	17,6	17,3
Metric	M20x1,5	20	19,9	19,7	18,6	18,4
UN	13/16-16	11	20,5	20,4	19,2	18,9
BSP	1/2-14	08	20,9	20,7	19,1	18,6
Metric	M22x1,5	22	21,9	21,7	20,6	20,4
UNF	7/8-14	10	22,1	21,9	20,6	20,3
BSP	5/8-14	10	22,9	22,6	21,1	20,6
UNS	1-14	13	25,3	25,1	23,8	23,4
Metric	M26x1,5	26	25,9	25,7	24,6	24,4
BSP	3/4-14	12	26,4	26,2	24,6	24,1
UN	1.1/16-12	12	26,9	26,7	25,1	24,7
Metric	M30x1,5	30	29,9	29,7	28,6	28,4
Metric	M30x2	30	29,9	29,7	28,2	27,8
UN	1.3/16-12	14	30,1	29,8	28,3	27,9
UN	1.5/16-12	16	33,2	33,0	31,4	31,0
BSP	1-11	16	33,2	32,9	30,9	30,3
Metric	M36x2	36	35,9	35,7	34,2	33,8
UN	1.7/16-12	15	36,4	36,2	34,6	34,2
Metric	M38x1,5	38	37,9	37,7	36,6	36,4
UN	1.5/8-12	20	41,2	40,9	39,4	39,0
BSP	1.1/4-11	20	41,9	41,6	39,5	39,0
Metric	M42x2	42	41,9	41,7	40,2	39,8
UN	1.11/16-12	21	42,8	42,5	41,0	40,6
Metric	M45x1,5	45	44,9	44,7	43,6	43,4
Metric	M45x2	45	44,9	44,7	43,2	42,8
UN	1.7/8-12	24	47,5	47,3	48,7	45,3
BSP	1.1/2-11	24	47,8	47,4	45,4	44,8
UN	2-12	32	50,7	50,5	48,9	48,5
Metric	M52x2	52	51,9	51,7	50,2	49,8
BSP	2-11	32	59,6	59,3	57,2	56,7
UN	2.1/2-12	32	63,4	63,2	61,6	61,2

REFERENCE CONSTRUCTION STANDARD

Connection type	Standards
BSP (Gas)	BS 5200, ISO 8434-6
Metric 24°	DIN 3861, DIN 3865, ISO 8434-1, ISO 8434-4
Metric 60°	DIN 7631, DIN 3863
ORFS	SAE J1453, ISO 8434-3
NPT / NPTF	SAE J514
JIC 37°	SAE J514, ISO 8434-2

UNIT CONVERSION

Quantity	From	To	FRH ©
Lenght	m (metres)	ft (feet)	3.281
Lenght	mm (millimetres)	in (inches)	0.03937
Area	m ² (square metres)	in ² (square inches)	1550
Volume	l (liter)	gal (UK)	0.264
Mass	kg (kilograms)	lb (pounds)	2.205
Torque	N·m (newton metres)	lb·ft (pound-feet)	0.7374
Speed	m/s (metres persecond)	ft/s (feet per second)	3.281
Flow rate	l/min (litress per minute)	gal/min (UK)	0.264
Pressure	bar	psi (pounds per square inch)	14.503
Temperature	°C (Celsius)	°F (Fahrenheit)	°F = (°C × 9/5) + 32

*Conversion factors are provided for reference only.

PRESSURE CONVERSION TABLE

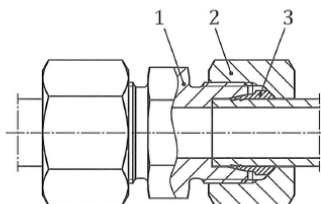
bar	Mpa	kPa	psi
40	4	4000	580
50	5	5000	725
60	6	6000	870
70	7	7000	1015
80	8	8000	1160
90	9	9000	1305
100	10	10000	1450
200	20	20000	2900
300	30	30000	4350
400	40	40000	5800
500	50	50000	7250
600	60	60000	8700
700	70	70000	10150
800	80	80000	11600
900	90	90000	13050
1000	100	100000	14500
2000	200	200000	29000
3000	300	300000	43500

Notes

1 bar = 0.1 MPa = 100 kPa ≈ 14.503 psi

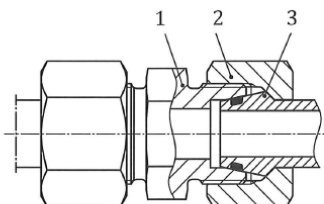
Values shown are approximate and provided for reference only.

ISO 8434-1



- Key**
 1 body
 2 nut
 3 cutting ring

Figure 1 — Cross-section of typical 24° cone connector with cutting ring



- Key**
 1 body
 2 nut
 3 DKO-end (including O-ring)

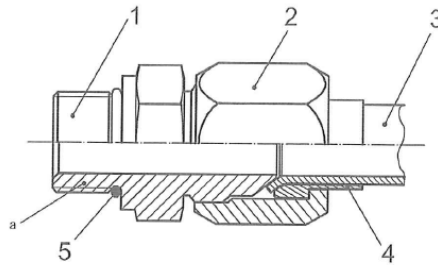
Figure 2 — Cross-section of typical 24° cone connector with O-ring seal cone (DKO) end

24° cone extra light series (LL)		
OD	THREAD SIZE	MAX WP
4	M8X1	100
5	M10X1	100
6	M10X1	100
8	M12X1	100

24° cone light series (L)		
OD	THREAD SIZE	MAX WP
6	M12X1.5	415
8	M14X1.5	400
10	M16X1.5	350
12	M18X1.5	330
15	M22X1.5	275
18	M26X1.5	250
22	M30X2	215
28	M36X2	165
35	M45X2	125
42	M52X2	100

24° cone heavy series (S)		
OD	THREAD SIZE	MAX WP
6	M14X1.5	630
8	M16X1.5	630
10	M18X1.5	630
12	M20X1.5	630
14	M22X1.5	630
16	M24X1.5	420
20	M30X2	420
25	M36X2	420
30	M42X2	420
38	M52X2	420

ISO 8434-2



Key

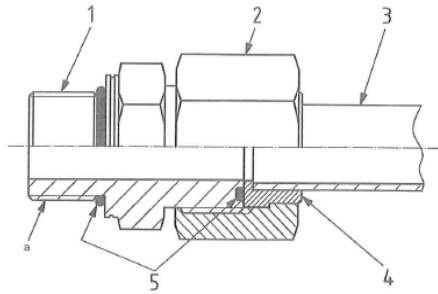
- 1 straight stud connector body
- 2 tube nut
- 3 tube
- 4 sleeve
- 5 O-ring

^a Stud end in accordance with ISO 1179-3, ISO 6149-3, ISO 9974-2 or ISO 11926-3.

37° Flared JIC		
OD	THREAD SIZE	MAX WP
6	7/16-20 UNF	350
8	1/2-20 UNF	350
10	9/16-18 UNF	350
12	3/4-16 UNF	310
16	7/8-14 UNF	240
20	1.1/16-12 UN	240
25	1.5/16-12 UN	210
30-32	1.5/8-12 UN	170
38	1.7/8-12 UN	140
50	2.1/2-12 UN	105

Figure 1 — Cross-section of typical 37° flared connection

ISO 8434-3



Key

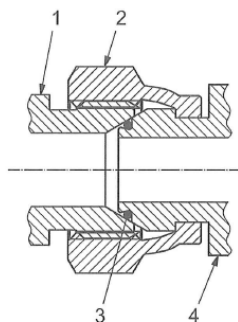
- 1 straight stud connector body
- 2 tube nut
- 3 tube
- 4 braze-on sleeve
- 5 O-ring

^a Stud end in accordance with ISO 6149-2.

O-ring face seal (ORFS)		
OD	THREAD SIZE	MAX WP
6	9/16-18 UNF	630
8	5/8-18 UNF	630
10	11/16-16 UN	630
12	13/16-16 UN	630
16	1-14 UNS	400
20	1.3/16-12 UN	400
25	1.7/16-12 UN	400
30	1.11/16-12 UN	250
38	2-12 UN	250

Figure 1 — Cross-section and components of typical O-ring face seal connector body

ISO 8434-6



- Key**
- 1 male body
 - 2 nut
 - 3 O-ring
 - 4 female connector

Figure 1 — Cross-section of typical 60° cone connector with O-ring

OD	THREAD SIZE	MAX WP	
		BSP 60° cone without o-ring	BSP 60° cone with o-ring
6	1/8"	350	-
8	1/4"	350	400
10	3/8"	350	400
12	1/2"	315	350
16	5/8"	315	350
20	3/4"	250	315
25	1"	200	250
32	1.1/4"	160	200
38	1.1/2"	125	160
50	2"	80	125

SAE J514

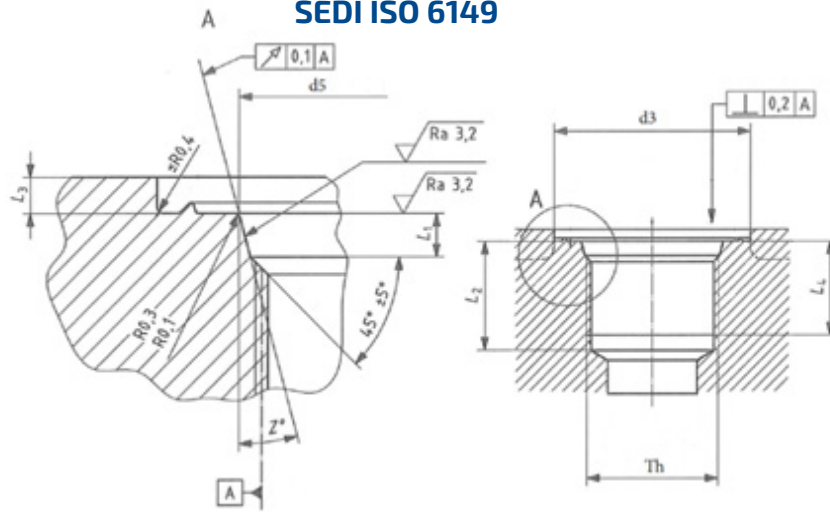
NPTF (dry seal pipe)	
THREAD SIZE	MAX WP
1/8"	345
1/4"	275
3/8"	275
1/2"	240
3/4"	210
1"	170
1.1/4"	150
1.1/2"	140

JIS B 8363

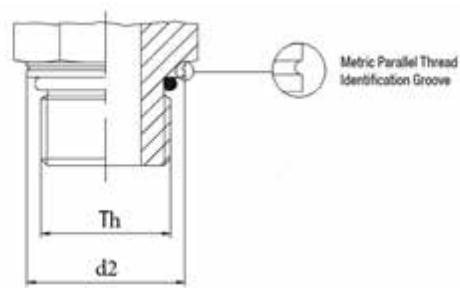
BSP 60° inverted cone (Toyota)	
THREAD SIZE	MAX WP
1/4"	345
3/8"	345
1/2"	345
3/4"	275
1"	205
1.1/4"	170
1.1/2"	105

BSP 60° inverted cone (Komatsu)	
THREAD SIZE	MAX WP
M14X1.5	345
M16X1.5	345
M18X1.5	345
M22X1.5	345
M30X1.5	280
M33X1.5	205
M36X1.5	170
M42X1.5	105

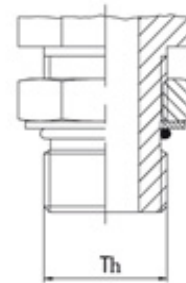
SEDI ISO 6149



Port (Parallel Thread)



Non-Adjustable stud end

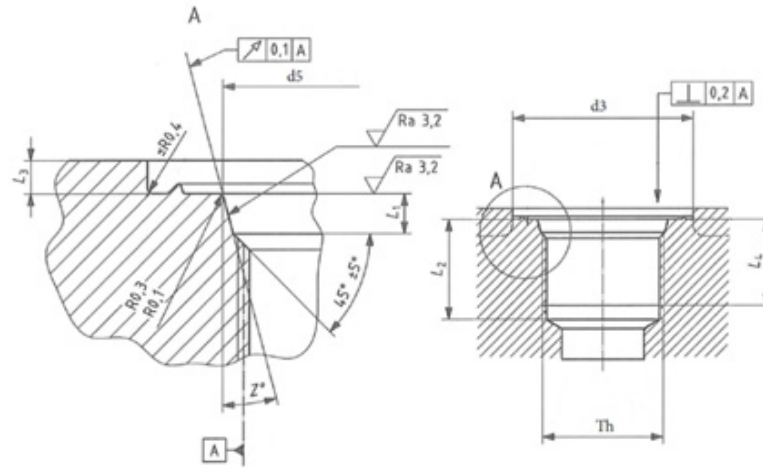


Adjustable stud end

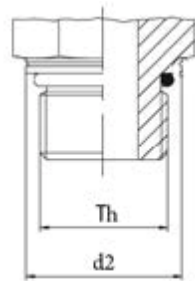
ISO 6149-2 (S series)		
THREAD SIZE	Max WP "No Adjustable"	Max WP "Adjustable"
M8X1	630	400
M10X1	630	400
M12X1.5	630	400
M14X1.5	630	400
M16X1.5	630	400
M18X1.5	630	400
M20X1.5	400	400
M22X1.5	630	400
M27X2	400	400
M30X2	400	350
M33X2	400	350
M42X2	250	250
M48X2	250	200
M60X2	250	160

ISO 6149-2 (L series)		
THREAD SIZE	Max WP "No Adjustable"	Max WP "Adjustable"
M8X1	400	315
M10X1	400	315
M12X1.5	400	315
M14X1.5	400	315
M16X1.5	315	250
M18X1.5	315	250
M22X1.5	315	250
M27X2	200	160
M30X2	200	160
M33X2	200	160
M42X2	200	160
M48X2	200	160
M60X2	160	100

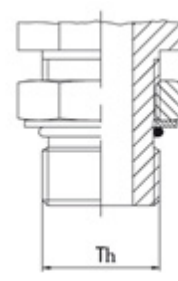
SEDI ISO 11926



Port (Parallel Thread)



Non-Adjustable stud end

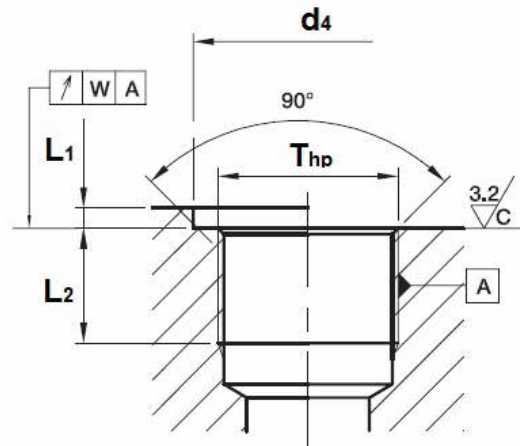


Adjustable stud end

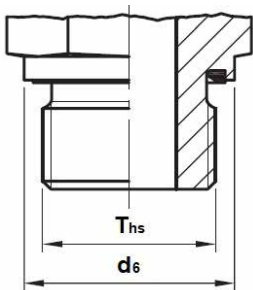
ISO 11926-2 (S series)		
THREAD SIZE	Max WP "No Adjustable"	Max WP "Adjustable"
3/8-24 UNF	630	400
7/16-20 UNF	630	400
1/2-20 UNF	630	400
9/16-18 UNF	630	400
3/4-16 UNF	630	400
7/8-14 UNF	630	400
1.1/16-12 UN	400	400
1.3/16-12 UN	400	400
1.5/16-12 UN	400	315
1.5/8-12 UN	250	250
1.7/8-12 UN	250	200

ISO 11926-3 (L series)		
THREAD SIZE	Max WP "No Adjustable"	Max WP "Adjustable"
3/8-24 UNF	315	315
7/16-20 UNF	315	315
1/2-20 UNF	315	315
9/16-18 UNF	315	250
3/4-16 UNF	315	250
7/8-14 UNF	250	200
1.1/16-12 UN	250	200
1.3/16-12 UN	200	160
1.5/16-12 UN	200	160
1.5/8-12 UN	160	125
1.7/8-12 UN	160	125
2.1/2-12 UN	125	100

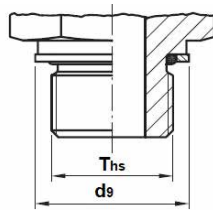
SEDI ISO 9974



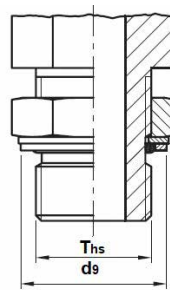
Port (Parallel Thread)



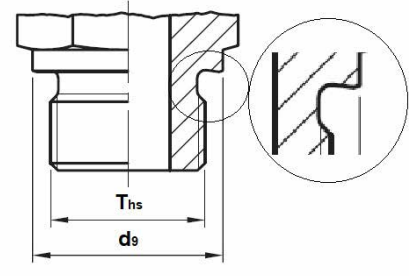
Stud end with elastomeric sealing Type E



Non-Adjustable stud end Type G



Adjustable stud end Type H



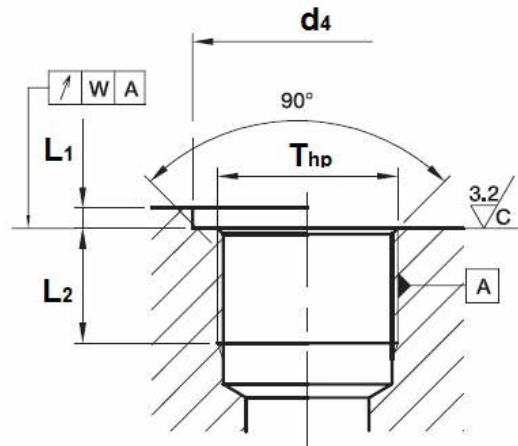
Stud end with metal-to-metal sealing Type B

ISO 9974-2 (Type E)		
THREAD SIZE	Max WP "L series"	Max WP "S series"
M10X1	250	-
M12X1.5	250	630
M14X1.5	250	630
M16X1.5	250	630
M18X1.5	250	630
M20X1.5	-	630
M22X1.5	160	400
M26X1.5	160	-
M27X2	-	400
M33X2	100	400
M42X2	100	250
M48X2	100	250

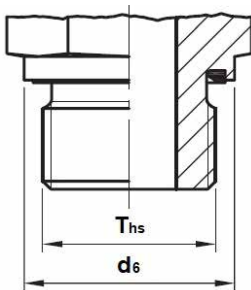
ISO 9974 (port)		
THREAD SIZE	Max WP "No Adjustable"	Max WP "Adjustable"
M10X1	315	200
M12X1.5	315	200
M14X1.5	315	200
M16X1.5	315	200
M18X1.5	315	200
M20X1.5	250	-
M22X1.5	250	200
M26X1.5	250	200
M27X2	250	200
M33X2	250	200
M42X2	160	160
M48X2	160	160

ISO 9974-3 (Type B)			
THREAD SIZE	Max WP "LL series"	Max WP "L series"	Max WP "S series"
M10X1	100	250	-
M12X1.5	-	250	400
M14X1.5	-	250	400
M16X1.5	-	250	400
M18X1.5	-	250	400
M20X1.5	-	-	400
M22X1.5	-	160	400
M26X1.5	-	160	-
M27X2	-	-	400
M33X2	-	100	250
M42X2	-	100	160
M48X2	-	100	160

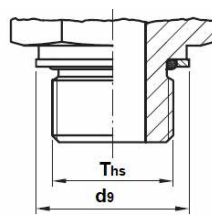
SEDI ISO 1179



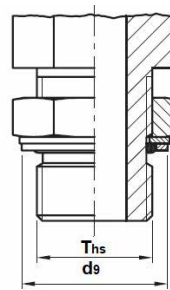
Port (Parallel Thread)



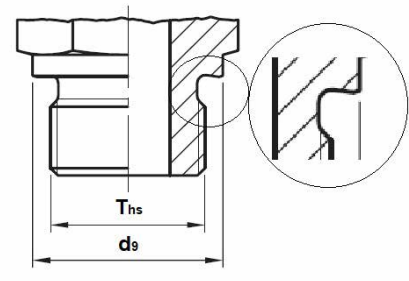
Stud end with elastomeric sealing Type E



Non-Adjustable stud end Type G



Adjustable stud end Type H



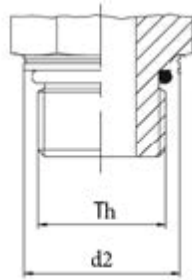
Stud end with metal-to-metal sealing Type B

ISO 1179-2 (Type E)		
THREAD SIZE	Max WP "L series"	Max WP "S series"
1/8	250	-
1/4	250	630
3/8	250	630
1/2	250	400
3/4	160	400
1	100	400
1.1/4	100	250
1.1/2	100	250
2	-	250

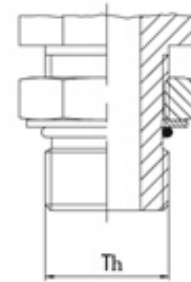
ISO 1179-3 (L Series)		
THREAD SIZE	Max WP "No Adjustable type G"	Max WP "Adjustable type H"
1/8	315	200
1/4	315	200
3/8	315	200
1/2	250	200
3/4	250	200
1	250	200
1.1/4	160	160
1.1/2	160	160

ISO 1179-4 (Type B)			
THREAD SIZE	Max WP "LL series"	Max WP "L series"	Max WP "S series"
1/8	100	250	-
1/4	-	250	400
3/8	-	250	400
1/2	-	250	400
3/4	-	160	400
1	-	100	250
1.1/4	-	100	160
1.1/2	-	100	160

SEDI JIS 2351



Non-Adjustable stud end



Adjustable stud end

JIS 2351 (BSPP thread)		
THREAD SIZE	Max WP "No Adjustable type G"	Max WP "Adjustable type H"
1/8	315	200
1/4	315	200
3/8	315	200
1/2	250	200
3/4	250	200
1	250	200
1.1/4	160	160
1.1/2	160	160

REFERENCE STANDARD

ISO 8434-1 / -2 / -3 / -6

ISO 1179-1 / -2 / -3 / -4

ISO 6149-1 / -2 / -3 / -4

ISO 9974-1/ -2/ -3 / -4

ISO 11926-1a / -2 / -3

ISO 2230

DIN 3852-1/-2

DIN 2353

SAE J514

SAE J476

SAE J516

SAE J1926

ISO 261,

ISO 228/1

ISO 7/1

BS21

BS 2779

ANSI B1.20.3

ANSI B1.20.1

ANSI B1.1

ANSI B1.13M

ANSI B1.21.1

Premium adaptors & tube connectors

Adaptors BSPP 60°

Adaptors ORFS

Adaptors JIC 37°

Adaptors DIN 24°

Adaptors Tapered & Metric 60°

Adapters BSPP 60°





1700



Male stud connector BSP
(ISO 8434-6)

8

4520



90° Union elbow BSP
(ISO 8434-6)

9

4530



45° Union Elbow BSP
(ISO 8434-6)

9

4730



Union Tee BSP (ISO
8434-6)

10

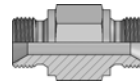
4900



Union Cross BSP (ISO
8434-6)

10

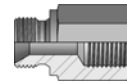
2020



Male/Male extension
BSP (ISO 8434-6)

11


2000



Male-Female connector
(ISO 8434-6)

12

A105



Female Union (ISO
8434-6)

13

4570



90° Female Union Elbow
BSP

14

4820



Female Union Tee BSP

14

4910



Female Union Cross BSP

15



1800



Reducing BSP Niple (ISO
8434-6)

16

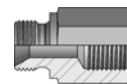
R605



Short Male-Female
reducing (ISO 8434-6)

17

2010

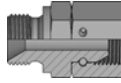


Male-Female reducing
(ISO 8434-6)

18



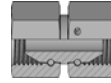
2350



Reducing Female-Male
BSP (ISO 8434-6)

19

2450



Straight swivel nut union
BSP (ISO 8434-6)

20

4500



Swivel 90° Elbow (ISO
8434-6)

21

4550



Swivel 90° Elbow BSP
(ISO 8434-6)

22

3220 3200



Swivel 90° M/F Compact
Elbow (ISO 8434-6)

23

4510



Swivel 45° Elbow (ISO
8434-6)

24

3320



Swivel 45° Compact
Elbow (ISO 8434-6)

25

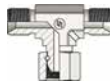
4700



Swivel Run Tee (ISO
8434-6)

26

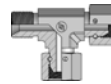
4710



Swivel Branch Tee (ISO
8434-6)

27

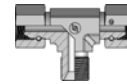
4800



Male Run Tee (ISO
8434-6)

28

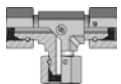
4810



Male Branch Tee (ISO
8434-6)

28

4720



Swivel Female Union Tee
BSP (ISO 8434-6)

29

2550



Swivel 90° Elbow
(welded)

30

2650



Swivel 45° Elbow
(welded)

31

2750



Swivel 90° Elbow
(welded)

32

2850




Swivel 45° Elbow
(welded)

33



A108



Bulkhead Union (ISO
8434-6)

33

A107

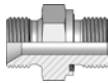


Bulkhead locknut

34



1700E



Male stud connector
BSP-BSP (Form E ISO
1179-2)

34

3900



90° Adjustable stud
elbow BSP-BSP (ISO
1179)

35

3255



Adjustable 90° elbow
Swivel female BSP-BSP
(ISO 1179)

36

3950



45° Adjustable stud
elbow BSP-BSP (ISO
1179)

37

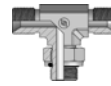
3600



Adjustable stud Run Tee
BSP-BSP (ISO 1179)

38

3605



Adjustable stud Branch
Tee BSP-BSP (ISO 1179)

39



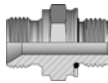
1805



Male stud connector
BSP-Metric

40

3510



Male stud connector
BSP-Metric with O'ring
and retaining ring

41

3910



90° Adjustable stud
elbow BSP-Metric with
O'ring and retaining ring

42

3410



45° Adjustable stud
elbow BSP-Metric with
O'ring and retaining ring

42

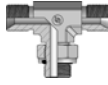
3610



Adjustable stud Run Tee
BSP-Metric

43

3615




Adjustable stud Branch
Tee BSP-Metric

43



3520



Male stud connector
BSP-UNF (ISO 11926)

44

3920



90° Adjustable stud
elbow BSP-UNF (ISO
11926)

45

3420



45° Adjustable stud
elbow BSP-UNF (ISO
11926)

46

3620



Adjustable stud Run Tee
BSP-UNF (ISO 11926)

47

3625




Adjustable stud Branch
Tee BSP-UNF (ISO 11926)

48



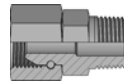
1865



Male stud connector
BSP-BSPT

49

2360



Swivel Connector Female
BSP/Male BSPT

49

4620



90° Male stud Elbow
BSP-BSPT

50

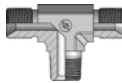
4630



45° Male stud elbows
BSP-BSPT

50

4860



BSPT Branch Tee

51

4625



90° Male BSPT/Female
BSP Elbow

51

4600



Swivel 90° Elbow BSP-
BSPT

52

4610

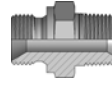


Swivel 45° Elbow BSP-BSPT

52



1875



Male stud connector BSP-NPTF

53

4670



90° Male stud Elbow BSP-NPTF

54

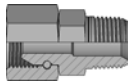
4680



45° Male stud Elbow BSP-NPTF

54

2365



Swivel Connector Female BSP/Male NPTF

55

4870



NPTF Branch Tee

55

4650



Swivel 90° Elbow BSP-NPTF

56



A605



Male plug BSP (ISO 8434-6)

57

A608



Female plug BSP (ISO 8434-6)

58

A604



Female Plug BSP (ISO 8434-6)

59




MG



Braze-on straight connector

60

220C



Braze-on straight connector

61

2200

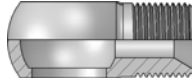


Braze-on stud

61



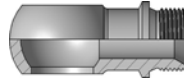
1550



BSP threaded Banjo Eye

62

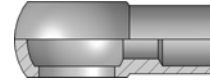
1560



BSP threaded Banjo Eye
with guide

62

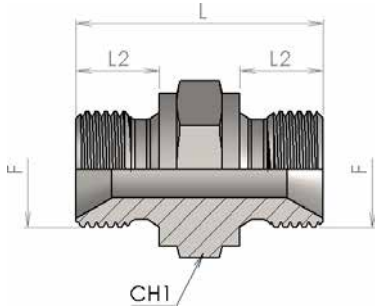
1450



Weldable BSP Banjo Eye

63

1700



Male stud connector BSP (ISO 8434-6)

S

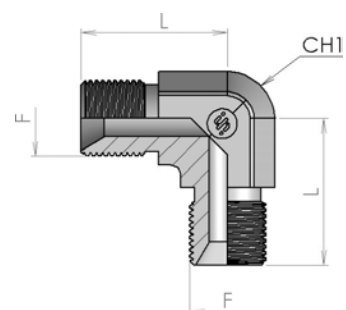
Product number	Ø tube		Thread	Dimension			Weight	Note
	mm	inch	F	L	L2	CH1	kg/unit	
1700-02-02	6	1/4"	G 1/8	24	8	14	0.015	
1700-04-04	8	5/16"	G 1/4	32	11	19	0.032	
1700-06-06	10	3/8"	G 3/8	35.5	12	22	0.051	
1700-08-08	12	1/2"	G 1/2	41.5	14	27	0.089	
1700-10-10	16	5/8"	G 5/8	46	16	30	0.115	
1700-12-12	20	3/4"	G 3/4	47	16	32	0.136	
1700-16-16	25	1"	G 1	53	19	41	0.23	
1700-20-20	32	1.1/4"	G 1 1/4	57	20	50	0.365	
1700-24-24	38	1.1/2"	G 1 1/2	62	22	55	0.456	
1700-32-32	50	2"	G 2	71	25	70	0.783	
1700-40-40	64	2 1/2"	G 2 1/2	75	28	85	1.197	(*)
1700-48-48	76	3"	G 3	75	24	100	1.729	(*)

(*) outside the ISO 8434-6 standard

4520

90° Union elbow BSP (ISO 8434-6)

E

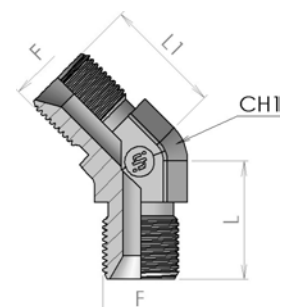


Product number	Ø tube		Thread	Dimension			Weight
	mm	inch	F	L1	CH1	kg/unit	
4520-02	6	1/4"	G 1/8	22	12	0.021	
4520-04	8	5/16"	G 1/4	27	14	0.045	
4520-06	10	3/8"	G 3/8	32	19	0.085	
4520-08	12	1/2"	G 1/2	36	22	0.123	
4520-12	20	3/4"	G 3/4	42	27	0.178	
4520-16	25	1"	G 1	46	33	0.288	
4520-20	32	1.1/4"	G 1 1/4	52	41	0.512	
4520-24	38	1.1/2"	G 1 1/2	59	50	0.824	

4530

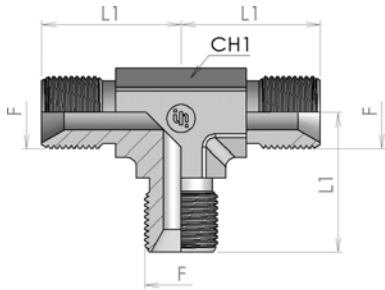
45° Union Elbow BSP (ISO 8434-6)

E45



Product number	Ø tube		Thread	Dimension			Weight
	mm	inch	F	L	L1	CH1	kg/unit
4530-04	8	5/16"	G 1/4	21.5	21.5	14	0.045
4530-06	10	3/8"	G 3/8	26	26	19	0.085
4530-08	12	1/2"	G 1/2	30	29	22	0.123
4530-12	20	3/4"	G 3/4	35	33	27	0.178
4530-16	25	1"	G 1	38.5	37.5	33	0.288

4730

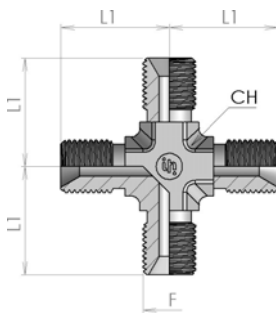


Union Tee BSP (ISO 8434-6)

T

Product number	Ø tube		Thread F	Dimension		Weight kg/unit
	mm	inch		L1	CH1	
4730-02	6	1/4"	G 1/8	22	12	0.033
4730-04	8	5/16"	G 1/4	27	14	0.061
4730-06	10	3/8"	G 3/8	32	19	0.105
4730-08	12	1/2"	G 1/2	36	22	0.157
4730-12	20	3/4"	G 3/4	42	27	0.258
4730-16	25	1"	G 1	46	33	0.591
4730-20	32	1.1/4"	G 1 1/4	52	41	0.646
4730-24	38	1.1/2"	G 1 1/2	59	50	0.94

4900



Union Cross BSP (ISO 8434-6)

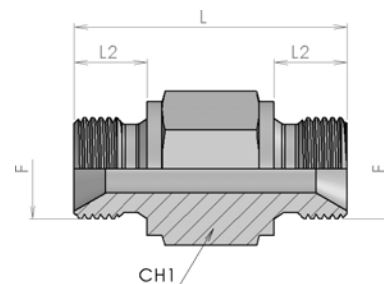
K

Product number	Ø tube		Thread F	Dimension		Weight kg/unit
	mm	inch		L1	CH1	
4900-04	8	5/16"	G 1/4	27	14	0.081
4900-06	10	3/8"	G 3/8	32	19	0.13
4900-08	12	1/2"	G 1/2	36	22	0.181
4900-12	20	3/4"	G 3/4	42	27	0.312

2020

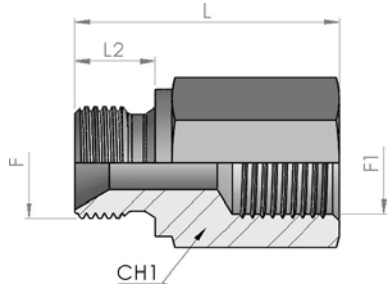
Male/Male extention BSP (ISO 8434-6)

S



Product number	Ø tube		Thread F	Dimension			Weight kg/unit
	mm	inch		L	L2	CH1	
2020-04-04	8	5/16"	G 1/4	45	11	19	0.062
2020-06-06	10	3/8"	G 3/8	50	12	22	0.122
2020-08-08	12	1/2"	G 1/2	61	14	27	0.1948
2020-12-12	20	3/4"	G 3/4	73	16	32	0.248
2020-16-16	25	1"	G 1	84	19	41	0.48

2000



Male-Female connector (ISO 8434-6)

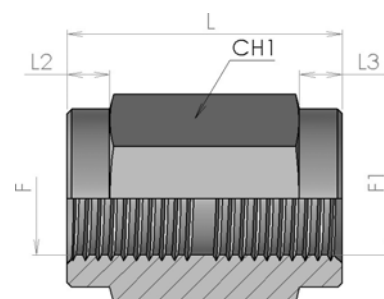
S

Product number	Ø tube		Thread		Dimension			Weight kg/unit
	mm	inch	F	F1	L	L2	CH1	
2000-02-26	6	1/4"	G 1/8	G 1/8	26	8	14	0.0188
2000-04-33	8	5/16"	G 1/4	G 1/4	33	11	19	0.041
2000-04-42	8	5/16"	G 1/4	G 1/4	42	11	19	0.06
2000-04-55	8	5/16"	G 1/4	G 1/4	55	11	19	0.077
2000-06-35	10	3/8"	G 3/8	G 3/8	35	12	22	0.0521
2000-06-42	10	3/8"	G 3/8	G 3/8	42	12	22	0.0782
2000-06-54	10	3/8"	G 3/8	G 3/8	54	12	22	0.0863
2000-06-65	10	3/8"	G 3/8	G 3/8	65	12	22	0.1134
2000-08-35	12	1/2"	G 1/2	G 1/2	35	14	27	0.0731
2000-08-45	12	1/2"	G 1/2	G 1/2	45	14	27	0.1025
2000-08-60	12	1/2"	G 1/2	G 1/2	60	14	27	0.1414
2000-08-80	12	1/2"	G 1/2	G 1/2	80	14	27	0.197
2000-12-48	20	3/4"	G 3/4	G 3/4	48	16	32	0.137
2000-12-64	20	3/4"	G 3/4	G 3/4	64	16	32	0.189
2000-12-75	20	3/4"	G 3/4	G 3/4	75	16	32	0.25
2000-16-50	25	1"	G 1	G 1	50	19	41	0.219
2000-16-68	25	1"	G 1	G 1	68	19	41	0.383
2000-16-90	25	1"	G 1	G 1	90	19	41	0.565
2000-20-62	32	1.1/4"	G 1 1/4	G 1 1/4	62	20	50	0.407
2000-20-92	32	1.1/4"	G 1 1/4	G 1 1/4	92	20	50	0.690
2000-24-56	38	1.1/2"	G 1 1/2	G 1 1/2	56	22	55	0.478
2000-24-62	38	1.1/2"	G 1 1/2	G 1 1/2	62	22	55	0.493
2000-32-62	51	2"	G 2	G 2	62	25	70	0.665

A105

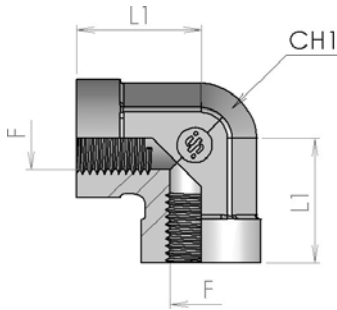
Female Union (ISO 8434-6)

S



Product number	Ø tube		Thread		Dimension				Weight kg/unit
	mm	inch	F	F1	L	L2	L3	CH1	
A105-02-02	6	1/4"	G 1/8	G 1/8	21	4.5	4.5	14	0.015
A105-02-04	6-8	1/4"-5/16"	G 1/8	G 1/4	29	4.5	4.5	19	0.029
A105-04-04	8	5/16"	G 1/4	G 1/4	29	4.5	4.5	19	0.034
A105-04-06	8-10	5/16"-3/8"	G 1/4	G 3/8	31	4.5	4.5	22	0.059
A105-06-06	10	3/8"	G 3/8	G 3/8	29	4.5	4.5	22	0.048
A105-06-08	10-12	3/8"-1/2"	G 3/8	G 1/2	32	4.5	4.5	27	0.082
A105-08-08	12	1/2"	G 1/2	G 1/2	34	4.5	4.5	27	0.081
A105-08-12	12-20	1/2"-3/4"	G 1/2	G 3/4	38	4.5	4.5	32	0.126
A105-12-12	20	3/4"	G 3/4	G 3/4	38	4.5	4.5	32	0.108
A105-12-16	20-25	3/4"-1"	G 3/4	G 1	43	4.5	4.5	41	0.152
A105-16-16	25	1"	G 1	G 1	43	4.5	4.5	41	0.211
A105-20-20	32	1.1/4"	G 1 1/4	G 1 1/4	47	4.5	4.5	50	0.312
A105-24-24	38	1.1/2"	G 1 1/2	G 1 1/2	51	4.5	4.5	55	0.357
A105-32-32	50	2"	G 2	G 2	57	4.5	4.5	70	0.591

4570

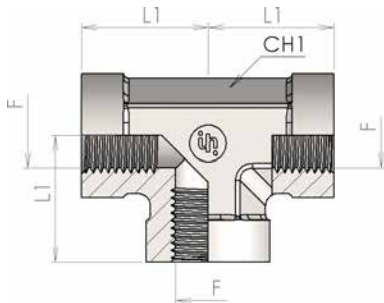


90° Female Union Elbow BSP

E

Product number	Ø tube		Thread	Dimension		Weight
	mm	inch	F	L1	CH1	kg/unit
4570-02	6	1/4"	G 1/8	17	14	0.06
4570-04	8	5/16"	G 1/4	22.5	19	0.081
4570-06	10	3/8"	G 3/8	26	22	0.01
4570-08	12	1/2"	G 1/2	31	27	0.184
4570-12	20	3/4"	G 3/4	34.5	33	0.263
4570-16	25	1"	G 1	41	41	0.502
4570-20	32	1.1/4"	G 1 1/4	43	50	0.663

4820



Female Union Tee BSP

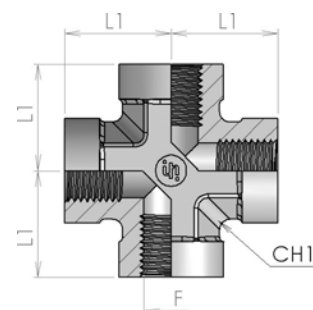
T

Product number	Ø tube		Thread	Dimension		Weight
	mm	inch	F	L1	CH1	kg/unit
4820-02	6	1/4"	G 1/8	17	14	0.04
4820-04	8	5/16"	G 1/4	22.5	19	0.074
4820-06	10	3/8"	G 3/8	26	22	0.111
4820-08	12	1/2"	G 1/2	31	27	0.177
4820-12	20	3/4"	G 3/4	34.5	33	0.294
4820-16	25	1"	G 1	41	41	0.567
4820-20	32	1.1/4"	G 1 1/4	43	50	0.0835

4910

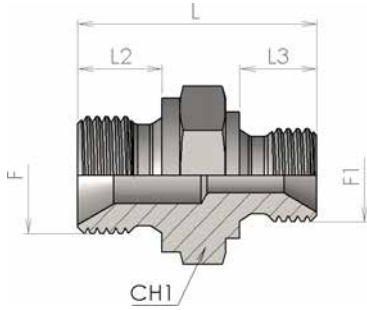
Female Union Cross BSP

K



Product number	Ø tube		Thread	Dimension		Weight
	mm	inch	F	L1	CH1	kg/unit
4910-02	6	1/4"	G 1/8	17	14	0.045
4910-04	8	5/16"	G 1/4	22.5	19	0.113
4910-06	10	3/8"	G 3/8	26	22	0.154
4910-08	12	1/2"	G 1/2	31	27	0.257

1800



Reducing BSP Niple (ISO 8434-6)

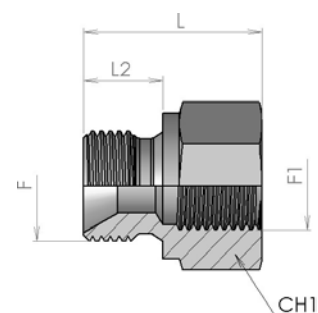
S

Product number	Ø tube		Thread		Dimension				Weight
	mm	inch	F	F1	L	L2	L3	CH1	kg/unit
1800-04-02	8-6	5/16"-1/4"	G 1/4	G 1/8	28.5	11	8	19	0.028
1800-06-02	10-6	3/8"-1/4"	G 3/8	G 1/8	31	12	8	22	0.041
1800-06-04	10-8	3/8"-5/16"	G 3/8	G 1/4	34	12	11	22	0.045
1800-08-04	12-8	1/2"-5/16"	G 1/2	G 1/4	37.5	14	11	27	0.072
1800-08-06	12-10	1/2"-3/8"	G 1/2	G 3/8	39.5	14	12	27	0.08
1800-10-08	16-12	5/8"-1/2"	G 5/8	G 1/2	41	16	14	30	0.097
1800-12-04	20-8	3/4"-5/16"	G 3/4	G 1/4	40	16	11	32	0.105
1800-12-06	20-10	3/4"-3/8"	G 3/4	G 3/8	43	16	12	32	0.118
1800-12-08	20-12	3/4"-1/2"	G 3/4	G 1/2	45	16	14	32	0.134
1800-12-10	20-16	3/4"-5/8"	G 3/4	G 5/8	46	16	16	32	0.126
1800-16-06	25-10	1"-3/8"	G 1	G 3/8	45.5	19	12	41	0.174
1800-16-08	25-12	1"-1/2"	G 1	G 1/2	48	19	14	41	0.185
1800-16-10	25-16	1"-5/8"	G 1	G 5/8	49	19	16	41	0.192
1800-16-12	25-20	1"-3/4"	G 1	G 3/4	49	19	16	41	0.19
1800-20-12	32-20	1.1/4"-3/4"	G 1 1/4	G 3/4	54	20	16	50	0.32
1800-20-16	32-25	1.1/4"-1"	G 1 1/4	G 1	55	20	19	50	0.323
1800-24-12	38-20	1.1/2"-3/4"	G 1 1/2	G 3/4	54	22	16	55	0.41
1800-24-16	38-25	1.1/2"-1"	G 1 1/2	G 1	59	22	19	55	0.414
1800-24-20	38-32	1.1/2"-1.1/4"	G 1 1/2	G 1 1/4	60	22	20	55	0.6
1800-32-16	50-25	2"-1"	G 2	G 1	64	22	19	70	0.612
1800-32-20	50-32	2"-1.1/4"	G 2	G 1 1/4	65.5	25	20	70	0.72
1800-32-24	50-38	2"-1.1/2"	G 2	G 1 1/2	67.5	25	22	70	0.735
1800-40-32	64-50	2.1/2"-2"	G 2 1/2	G 2	74	28	27	85	1.172

R605

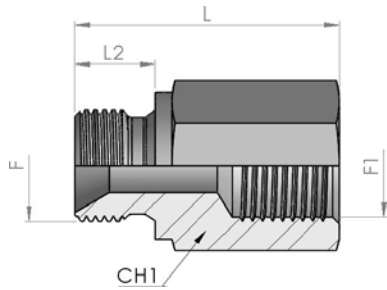
Short Male-Female reducing (ISO 8434-6)

S



Product number	Ø tube		Thread		Dimension			Weight kg/unit
	mm	inch	F	F1	L	L2	CH1	
R605-04-02	8-6	5/16"-1/4"	G 1/4	G 1/8	23	11	19	0,030
R605-06-02	10-6	3/8"-1/4"	G 3/8	G 1/8	21.5	12	22	0,036
R605-06-04	10-8	3/8"-5/16"	G 3/8	G 1/4	27	12	22	0,046
R605-08-04	12-8	1/2"-5/16"	G 1/2	G 1/4	25	14	27	0,061
R605-08-06	12-10	1/2"-3/8"	G 1/2	G 3/8	28.5	14	27	0,065
R605-12-04	20-8	3/4"-5/16"	G 3/4	G 1/4	27	16	32	0,098
R605-12-06	20-10	3/4"-3/8"	G 3/4	G 3/8	27	16	32	0,089
R605-12-08	20-12	3/4"-1/2"	G 3/4	G 1/2	33	16	32	0,072
R605-16-06	25-10	1"-3/8"	G 1	G 3/8	30	19	41	0,164
R605-16-08	25-12	1"-1/2"	G 1	G 1/2	31	19	41	0,161
R605-16-12	25-20	1"-3/4"	G 1	G 3/4	38	19	41	0,187
R605-20-08	32-12	1.1/4"-1/2"	G 1 1/4	G 1/2	34	20	50	0,270
R605-20-12	32-20	1.1/4"-3/4"	G 1 1/4	G 3/4	34	20	50	0,270
R605-20-16	32-25	1.1/4"-1"	G 1 1/4	G 1	34	20	50	0,218
R605-24-12	38-20	1.1/2"-3/4"	G 1 1/2	G 3/4	39	22	55	0,417
R605-24-16	38-25	1.1/2"-1"	G 1 1/2	G 1	35	22	55	0,315
R605-24-20	38-32	1.1/2"-1.1/4"	G 1 1/2	G 1 1/4	45	22	55	0,349
R605-32-16	50-25	2"-1"	G 2	G 1	40	25	70	0,627
R605-32-20	50-32	2"-1.1/4"	G 2	G 1 1/4	42.5	25	70	0,584
R605-32-24	50-38	2"-1.1/2"	G 2	G 1 1/2	42.5	25	70	0,521

2010



Male-Female reducing (ISO 8434-6)

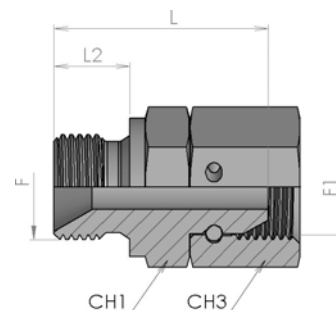
S

Product number	Ø tube		Thread		Dimension			Weight kg/unit
	mm	inch	F	F1	L	L2	CH1	
2010-02-04	6-8	1/4"-5/16"	G 1/4	G 1/8	25	11	19	0.034
2010-04-02	8-6	5/16"-1/4"	G 1/8	G 1/4	29	8	19	0,039
2010-04-06	8-10	5/16"-3/8"	G 3/8	G 1/4	35	12	22	0.066
2010-04-08	8-12	5/16"-1/2"	G 1/2	G 1/4	34	14	27	0.078
2010-06-04	10-8	3/8"-5/16"	G 1/4	G 3/8	36	11	22	0.05
2010-06-08	10-12	3/8"-1/2"	G 1/2	G 3/8	41	14	27	0.111
2010-08-04	12-8	1/2"-5/16"	G 1/4	G 1/2	35	11	27	0.071
2010-08-06	12-10	1/2"-3/8"	G 3/8	G 1/2	38	12	27	0.083
2010-08-12	12-20	1/2"-3/4"	G 3/4	G 1/2	43	16	32	0.162
2010-08-16	12-25	1/2"-1"	G 1	G 1/2	42	19	41	0.26
2010-12-04	20-8	3/4"-5/16"	G 1/4	G 3/4	41	11	32	0.113
2010-12-06	20-10	3/4"-3/8"	G 3/8	G 3/4	42.5	12	32	0.122
2010-12-08	20-12	3/4"-1/2"	G 1/2	G 3/4	53	14	32	0.148
2010-12-16	20-25	3/4"-1"	G 1	G 3/4	49	19	41	0.167
2010-16-08	25-12	1"-1/2"	G 1/2	G 1	45	14	41	0.181
2010-16-12	25-20	1"-3/4"	G 3/4	G 1	47	16	41	0.214
2010-16-20	25-32	1"-1.1/4"	G 1 1/4	G 1	51	20	50	0.254
2010-20-12	32-20	1.1/4"-3/4"	G 3/4	G 1 1/4	51	16	50	0.275
2010-20-16	32-25	1.1/4"-1"	G 1	G 1 1/4	53	19	50	0.298
2010-20-24	32-38	1.1/4"-1.1/2"	G 1 1/2	G 1 1/4	57	22	55	0.341
2010-24-16	38-25	1.1/2"-1"	G 1	G 1 1/2	54	19	55	0.355
2010-24-20	38-32	1.1/2"-1.1/4"	G 1 1/4	G 1 1/2	52	20	55	0.557
2010-32-20	50-32	2"-1.1/4"	G 1 1/4	G 2	66	20	70	0.807
2010-32-24	50-38	2"-1.1/2"	G 1 1/2	G 2	68	22	70	0.852

2350

Reducing Female-Male BSP (ISO 8434-6)

RDSW

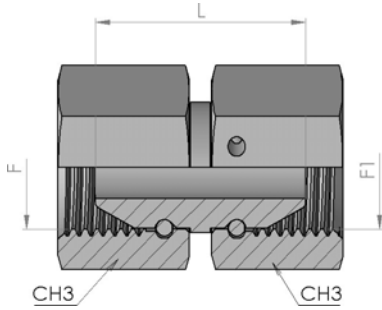


Product number	Ø tube		Thread		Dimension				Weight	Note
	mm	inch	F	F1	L	L2	CH1	CH3	kg/unit	
2350-02-02	6	1/4"	G 1/8	G 1/8	23	8	14	14	0.03	
2350-04-04	8	5/16"	G 1/4	G 1/4	29	11	19	19	0.049	
2350-04-06	8-10	5/16"-3/8"	G 1/4	G 3/8	31.5	11	19	22	0.064	
2350-04-08	8-12	5/16"-1/2"	G 1/4	G 1/2	33.5	11	19	27	0.066	
2350-06-04	10-8	3/8"-5/16"	G 3/8	G 1/4	31.5	12	22	19	0.061	
2350-06-06	10	3/8"	G 3/8	G 3/8	34	12	22	22	0.076	
2350-06-08	10-12	3/8"-1/2"	G 3/8	G 1/2	36	12	22	27	0.105	
2350-06-12	10-20	3/8"-3/4"	G 3/8	G 3/4	39	12	27	32	0.145	
2350-08-06	12-10	1/2"-3/8"	G 1/2	G 3/8	37.5	14	27	22	0.099	
2350-08-08	12	1/2"	G 1/2	G 1/2	39.5	14	27	27	0.128	
2350-08-10	12-16	1/2"-5/8"	G 1/2	G 5/8	37	14	27	30	0.16	
2350-08-12	12-20	1/2"-3/4"	G 1/2	G 3/4	40	14	27	32	0.152	
2350-10-10	16	5/8"	G 5/8	G 5/8	39	16	30	30	0.164	
2350-12-08	20-12	3/4"-1/2"	G 3/4	G 1/2	39	16	32	27	0.161	
2350-12-12	20	3/4"	G 3/4	G 3/4	43.5	16	32	32	0.188	
2350-12-16	20-25	3/4"-1"	G 3/4	G 1	44	16	32	38	0.214	
2350-16-12	25-20	1"-3/4"	G 1	G 3/4	47.5	19	41	32	0.258	
2350-16-16	25	1"	G 1	G 1	48	19	41	41	0.279	
2350-16-20	25-32	1"-1.1/4"	G 1	G 1 1/4	50.5	19	41	50	0.426	*
2350-20-20	32	1.1/4"	G 1 1/4	G 1 1/4	54.5	20	50	50	0.536	*
2350-20-24	32-38	1.1/4"-1.1/2"	G 1 1/4	G 1 1/2	55.5	20	50	55	0.555	*
2350-24-20	38-32	1.1/2"-1.1/4"	G 1 1/2	G 1 1/4	55.5	22	55	50	0.587	*
2350-24-24	38	1.1/2"	G 1 1/2	G 1 1/2	57.5	22	55	55	0.619	*
2350-32-32	50	2"	G 2	G 2	62.5	25	70	70	0.781	*

(*) - BSP O-Ring Female



2450

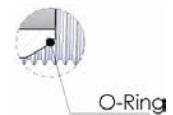


Straight swivel nut union BSP (ISO 8434-6)

S

Product number	Ø tube		Thread		Dimension		Weight	Note
	mm	inch	F	F1	L	CH3	kg/unit	
2450-02-02	6	1/4"	G 1/8	G 1/8	10	14	0.023	
2450-04-04	8	5/16"	G 1/4	G 1/4	22	19	0.061	
2450-06-06	10	3/8"	G 3/8	G 3/8	29	22	0.084	
2450-08-08	12	1/2"	G 1/2	G 1/2	32	27	0.137	
2450-10-10	16	5/8"	G 5/8	G 5/8	29	30	0.177	
2450-12-12	20	3/4"	G 3/4	G 3/4	37.5	32	0.206	
2450-16-16	25	1"	G 1	G 1	42	41	0.2946	
2450-20-20	32	1.1/4"	G 1 1/4	G 1 1/4	50	50	0.618	*
2450-24-24	38	1.1/2"	G 1 1/2	G 1 1/2	53	55	0.714	*
2450-32-32	50	2"	G 2	G 2	50	70	1.135	*

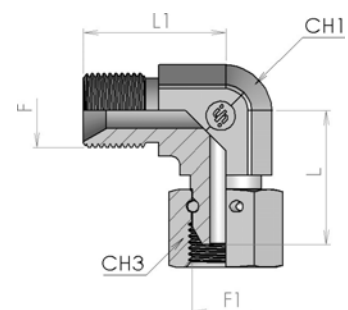
(*) - BSP O-Ring Female



4500

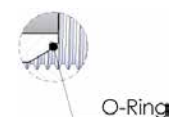
Swivel 90° Elbow (ISO 8434-6)

SWE

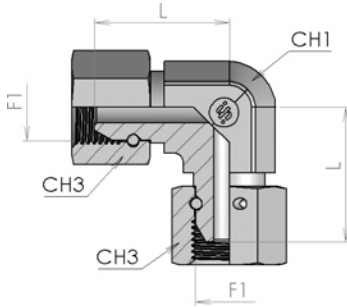


Product number	Ø tube		Thread		Dimension				Weight	Note
	mm	inch	F	F1	L	L1	CH1	CH3	kg/unit	
4500-02	6	1/4"	G 1/8	G 1/8	20	22	12	14	0.026	
4500-04	8	5/16"	G 1/4	G 1/4	25	27	14	19	0.062	
4500-06	10	3/8"	G 3/8	G 3/8	30	32	19	22	0.104	
4500-08	12	1/2"	G 1/2	G 1/2	36	34	22	27	0.159	
4500-10	16	5/8"	G 5/8	G 5/8	36	36	22	30	0.158	
4500-12	20	3/4"	G 3/4	G 3/4	40	42	27	32	0.226	
4500-16	25	1"	G 1	G 1	43	46	33	41	0.377	
4500-20	32	1.1/4"	G 1 1/4	G 1 1/4	49	52	41	50	0.65	*
4500-24	38	1.1/2"	G 1 1/2	G 1 1/2	60	59	50	55	0.999	*

(*) - BSP O-Ring Female



4550

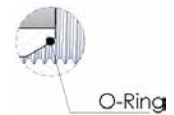


Swivel 90° Elbow BSP (ISO 8434-6)

E

Product number	Ø tube		Thread	Dimension			Weight	Note
	mm	inch	F1	L	CH1	CH3	kg/unit	
4550-04	8	5/16"	G 1/4	25	14	19	0.044	
4550-06	10	3/8"	G 3/8	30	19	22	0.088	
4550-08	12	1/2"	G 1/2	34	22	27	0.134	
4550-12	20	3/4"	G 3/4	40	27	32	0.219	
4550-16	25	1"	G 1	43	33	41	0.339	
4550-20	32	1.1/4"	G 1.1/4	49	41	50	0.576	*
4550-24	38	1.1/2"	G 1.1/2	60	50	55	0.978	*

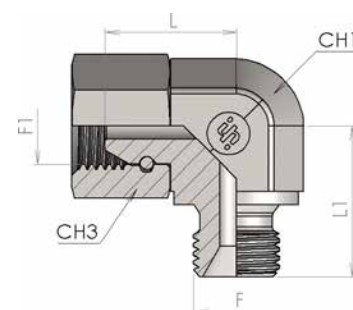
(*) - BSP O-Ring Female



3220 3200

Swivel 90° M/F Compact Elbow (ISO 8434-6)

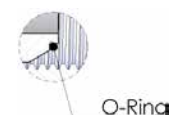
SWE



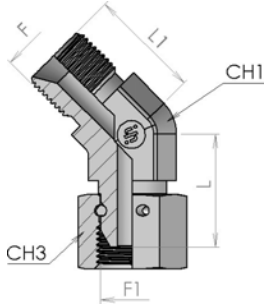
Product number	Ø tube		Thread		Dimension				Weight	Note
	mm	inch	F	F1	L	L1	CH1	CH3	kg/unit	
3220-02-02	6	1/4"	G 1/8	G 1/8	17	17	14	14	0.026	
3220-04-04	8	5/16"	G 1/4	G 1/4	20	23	19	19	0.061	
3220-06-06	10	3/8"	G 3/8	G 3/8	24	25	22	22	0.089	
3220-08-08	12	1/2"	G 1/2	G 1/2	28	31	27	27	0.157	
3220-12-12	20	3/4"	G 3/4	G 3/4	34	35	33	32	0.293	
3220-16-16	25	1"	G 1	G 1	39	43	38	41	0.473	
3220-20-20	32	1.1/4"	G 1 1/4	G 1 1/4	47	50	50	50	0.855	*
3200-24-24	38	1.1/2"	G 1 1/2	G 1 1/2	57	56	60	55	1.17	**
3200-32-32	50	2"	G 2	G 2	60	67	75	70	2.011	**

(*) - BSP O-Ring Female

(**) - BSP O-Ring Welded Female



4510

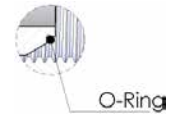


Swivel 45° Elbow (ISO 8434-6)

SWE45

Product number	Ø tube		Thread		Dimension				Weight	Note
	mm	inch	F	F1	L	L1	CH1	CH3	kg/unit	
4510-02	6	1/4"	G 1/8	G 1/8	19	20	12	14	0.026	
4510-04	8	5/16"	G 1/4	G 1/4	23.5	21.5	14	19	0.062	
4510-06	10	3/8"	G 3/8	G 3/8	26	26	19	22	0.104	
4510-08	12	1/2"	G 1/2	G 1/2	32	29	22	27	0.159	
4510-12	20	3/4"	G 3/4	G 3/4	33	32	27	32	0.226	
4510-16	25	1"	G 1	G 1	37	37.5	33	41	0.377	
4510-20	32	1.1/4"	G 1.1/4	G 1.1/4	37	39	41	50	0,411	*
4510-24	38	1.1/2"	G 1.1/2	G 1.1/2	47	46	50	55	0,649	*

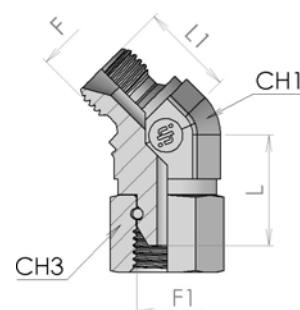
(*) - BSP O-Ring Female



3320

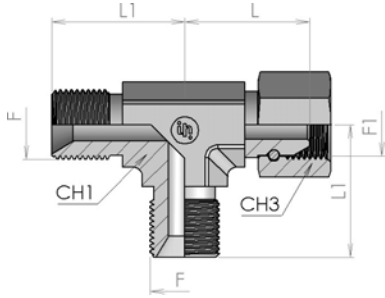
Swivel 45° Compact Elbow (ISO 8434-6)

SWE45



Product number	Ø tube		Thread		Dimension				Weight
	mm	inch	F	F1	L	L1	CH1	CH3	kg/unit
3320-04-04	8	5/16"	G 1/4	G 1/4	22.5	18	19	19	0.054
3320-06-06	10	3/8"	G 3/8	G 3/8	25	21.5	22	22	0.082
3320-08-08	12	1/2"	G 1/2	G 1/2	32	25	27	27	0.141
3320-12-12	20	3/4"	G 3/4	G 3/4	35.5	31.5	32	32	0.248
3320-16-16	25	1"	G 1	G 1	42	36	41	38	0.443

4700

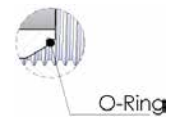


Swivel Run Tee (ISO 8434-6)

SWRT

Product number	Ø tube		Thread		Dimension				Weight kg/unit	Note
	mm	inch	F	F1	L	L1	CH1	CH3		
4700-02	6	1/4"	G 1/8	G 1/8	20	22	12	14	0.057	
4700-04	8	5/16"	G 1/4	G 1/4	25	27	14	19	0.084	
4700-06	10	3/8"	G 3/8	G 3/8	30	32	19	22	0.152	
4700-08	12	1/2"	G 1/2	G 1/2	34	36	22	27	0.231	
4700-12	20	3/4"	G 3/4	G 3/4	40	42	27	32	0.305	
4700-16	25	1"	G 1	G 1	43	46	33	41	0.474	
4700-20	32	1.1/4"	G 1.1/4	G 1.1/4	49	52	41	50	0.935	*
4700-24	38	1.1/2"	G 1.1/2	G 1.1/2	60	59	50	55	1.427	*

(*) - BSP O-Ring Female



4710

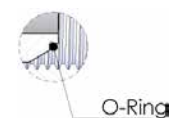
Swivel Branch Tee (ISO 8434-6)

SWBT

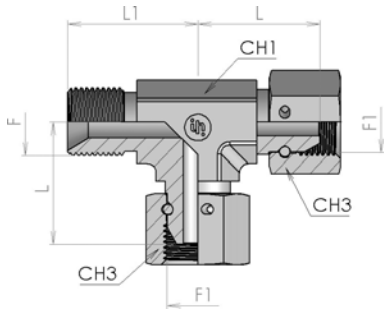


Product number	Ø tube		Thread		Dimension				Weight	Note
	mm	inch	F	F1	L	L1	CH1	CH3	kg/unit	
4710-02	6	1/4"	G 1/8	G 1/8	20	22	12	14	0.057	
4710-04	8	5/16"	G 1/4	G 1/4	25	27	14	19	0.084	
4710-06	10	3/8"	G 3/8	G 3/8	30	32	19	22	0.152	
4710-08	12	1/2"	G 1/2	G 1/2	34	36	22	27	0.231	
4710-12	20	3/4"	G 3/4	G 3/4	40	42	27	32	0.305	
4710-16	25	1"	G 1	G 1	43	46	33	41	0.474	
4710-20	32	1.1/4"	G 1.1/4	G 1.1/4	49	52	41	50	0.935	*
4710-24	38	1.1/2"	G 1.1/2	G 1.1/2	60	59	50	55	1.427	*

(*) - BSP O-Ring Female



4800

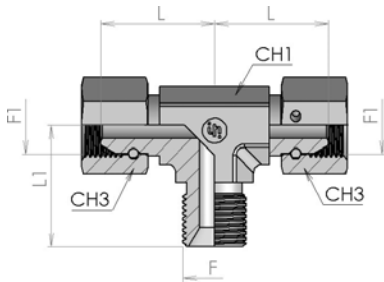


Male Run Tee (ISO 8434-6)

SWRT

Product number	Ø tube		Thread		Dimension				Weight
	mm	inch	F	F1	L	L1	CH1	CH3	kg/unit
4800-04	8	5/16"	G 1/4	G 1/4	25	27	14	19	0.106
4800-06	10	3/8"	G 3/8	G 3/8	30	32	19	22	0.182
4800-08	12	1/2"	G 1/2	G 1/2	34	36	22	27	0.281
4800-12	20	3/4"	G 3/4	G 3/4	40	42	27	32	0.376
4800-16	25	1"	G 1	G 1	43	46	33	41	0.565

4810



Male Branch Tee (ISO 8434-6)

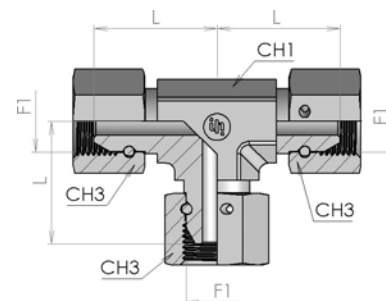
SWBT

Product number	Ø tube		Thread		Dimension				Weight
	mm	inch	F	F1	L	L1	CH1	CH3	kg/unit
4810-04	8	5/16"	G 1/4	G 1/4	25	27	14	19	0.106
4810-06	10	3/8"	G 3/8	G 3/8	30	32	19	22	0.182
4810-08	12	1/2"	G 1/2	G 1/2	34	36	22	27	0.281
4810-12	20	3/4"	G 3/4	G 3/4	40	42	27	32	0.376
4810-16	25	1"	G 1	G 1	43	46	33	41	0.565

4720

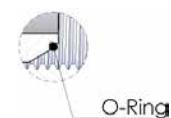
Swivel Female Union Tee BSP (ISO 8434-6)

T



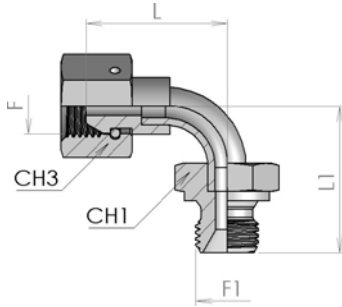
Product number	Ø tube		Thread	Dimension			Weight	Note
	mm	inch	F1	L	CH1	CH3	kg/unit	
4720-02	6	1/4"	G 1/8	22	12	14	0.058	
4720-04	8	5/16"	G 1/4	27	14	19	0.125	
4720-06	10	3/8"	G 3/8	32	19	22	0.296	
4720-08	12	1/2"	G 1/2	36	22	27	0.324	
4720-12	20	3/4"	G 3/4	42	27	32	0.483	
4720-16	25	1"	G 1	46	33	41	0.699	
4720-20	32	1.1/4"	G 1 1/4	52	41	50	1.294	*
4720-24	38	1.1/2"	G 1 1/2	59	50	55	1.832	*

(*) - BSP O-Ring Female



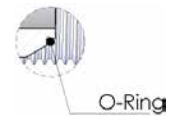
2550

Swivel 90° Elbow (welded)



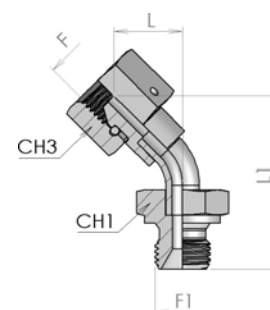
Product number	Ø tube		Thread		Dimension				Weight kg/unit	Note
	mm	inch	F	F1	L	L1	CH1	CH3		
2550-04-04	8	5/16"	G 1/4	G 1/4	30	32	19	19	0.062	
2550-06-06	10	3/8"	G 3/8	G 3/8	37	38	22	22	0.102	
2550-08-08	12	1/2"	G 1/2	G 1/2	44	43	27	27	0.108	
2550-12-12	20	3/4"	G 3/4	G 3/4	59	62	32	32	0.243	
2550-16-16	25	1"	G 1	G 1	66	68	41	41	0.422	
2550-20-20	32	1.1/4"	G 1 1/4	G 1 1/4	71	76	50	50	0.575	*
2550-24-24	38	1.1/2"	G 1 1/2	G 1 1/2	89	93	55	55	0.707	*
2550-32-32	50	2"	G 2	G 2	113	123	70	70	1.626	*

(*) - BSP O-Ring Female



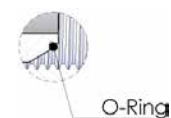
2650

Swivel 45° Elbow (welded)

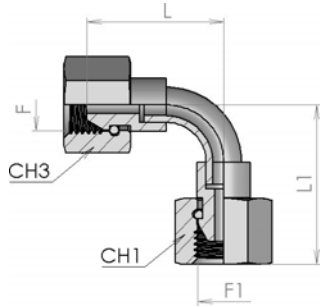


Product number	Ø tube		Thread		Dimension				Weight	Note
	mm	inch	F	F1	L	L1	CH1	CH3	kg/unit	
2650-04-04	8	5/16"	G 1/4	G 1/4	17	44	19	19	0.062	
2650-06-06	10	3/8"	G 3/8	G 3/8	20	52	22	22	0.102	
2650-08-08	12	1/2"	G 1/2	G 1/2	23	53	27	27	0.108	
2650-12-12	20	3/4"	G 3/4	G 3/4	29	73	32	32	0.243	
2650-16-16	25	1"	G 1	G 1	35	85	41	41	0.422	
2650-20-20	32	1.1/4"	G 1 1/4	G 1 1/4	33	84	50	50	0.575	*
2650-24-24	38	1.1/2"	G 1 1/2	G 1 1/2	41	103	55	55	0.707	*
2650-32-32	50	2"	G 2	G 2	53	134	65	70	1.626	*

(*) - BSP O-Ring Female



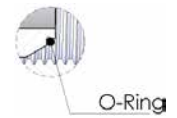
2750



Swivel 90° Elbow (welded)

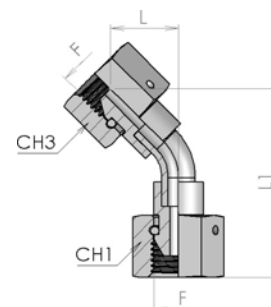
Product number	Ø tube		Thread		Dimension				Weight kg/unit	Note
	mm	inch	F	F1	L	L1	CH1	CH3		
2750-04-04	8	5/16"	G 1/4	G 1/4	30	35	19	19	0.07	
2750-06-06	10	3/8"	G 3/8	G 3/8	37	43	22	22	0.107	
2750-08-08	12	1/2"	G 1/2	G 1/2	44	49	27	27	0.111	
2750-12-12	20	3/4"	G 3/4	G 3/4	59	67	32	32	0.252	
2750-16-16	25	1"	G 1	G 1	66	76	38	41	0.431	
2750-20-20	32	1.1/4"	G 1 1/4	G 1 1/4	71	70	50	50	0.586	*
2750-24-24	38	1.1/2"	G 1 1/2	G 1 1/2	89	98	55	55	0.718	*
2750-32-32	50	2"	G 2	G 2	113	127	70	70	1.711	*

(*) - BSP O-Ring Female



2850

Swivel 45° Elbow (welded)

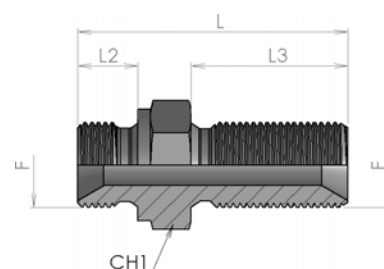


Product number	Ø tube		Thread		Dimension				Weight kg/unit
	mm	inch	F	F1	L	L1	CH1	CH3	
2850-04-04	8	5/16"	G 1/4	G 1/4	17	47	19	19	0.07
2850-06-06	10	3/8"	G 3/8	G 3/8	20	57	22	22	0.107
2850-08-08	12	1/2"	G 1/2	G 1/2	23	59	27	27	0.111
2850-12-12	20	3/4"	G 3/4	G 3/4	29	79	32	32	0.252
2850-16-16	25	1"	G 1	G 1	35	93	38	41	0.431
2850-20-20	32	1.1/4"	G 1 1/4	G 1 1/4	33	87	50	50	0.586
2850-24-24	38	1.1/2"	G 1 1/2	G 1 1/2	41	108	55	55	0.718
2850-32-32	50	2"	G 2	G 2	53	139	70	70	1.711

A108

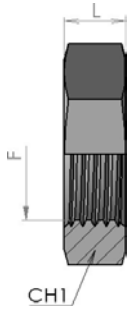
Bulkhead Union (ISO 8434-6)

BHS



Product number	Ø tube		Thread	Dimension				Weight kg/unit
	mm	inch	F	L	L2	L3	CH1	
A108-02Z	6	1/4"	G 1/8	39.5	8	25	14	0.021
A108-04Z	8	5/16"	G 1/4	47	11	29	19	0.043
A108-06Z	10	3/8"	G 3/8	53.5	12	32	22	0.074
A108-08Z	12	1/2"	G 1/2	60	14	34	27	0.117
A108-10Z	16	5/8"	G 5/8	65	16	37	30	0.146
A108-12Z	20	3/4"	G 3/4	66	16	37	32	0.209
A108-16Z	25	1"	G 1	73	19	41	41	0.328
A108-20Z	32	1.1/4"	G 1 1/4	79	20	45	50	0.468

A107

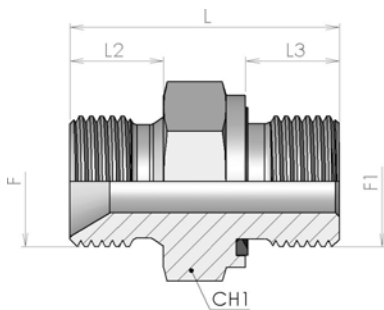


Bulkhead locknut

LN

Product number	Ø tube		Thread	Dimension		Weight
	mm	inch	F	L	CH1	kg/unit
A107-02	6	1/4"	G 1/8	5	14	0.004
A107-04	8	5/16"	G 1/4	6	19	0.009
A107-06	10	3/8"	G 3/8	7	22	0.013
A107-08	12	1/2"	G 1/2	8	27	0.021
A107-10	16	5/8"	G 5/8	9	30	0.027
A107-12	20	3/4"	G 3/4	9	32	0.029
A107-16	25	1"	G 1	10	41	0.055
A107-20	32	1.1/4"	G 1 1/4	13	50	0.089

1700E



Male stud connector BSP-BSPP (Form E ISO 1179-2)

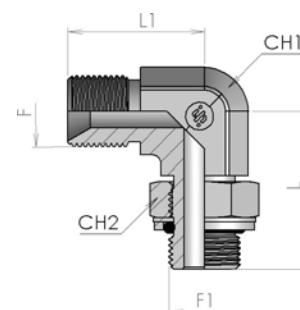
SDS

Product number	Ø tube		Thread		Dimension			Weight	
	mm	inch	F	F1	L	L2	L3	CH1	kg/unit
1700E04-04	8	5/16"	G 1/4	G 1/4	32	11	12	19	0.035
1700E06-06	10	3/8"	G 3/8	G 3/8	34.5	12	12	22	0.053
1700E08-08	12	1/2"	G 1/2	G 1/2	41	14	14	27	0.083
1700E12-12	20	3/4"	G 3/4	G 3/4	47	16	16	32	0.141
1700E16-16	25	1"	G 1	G 1	54	19	18	41	0.243

3900

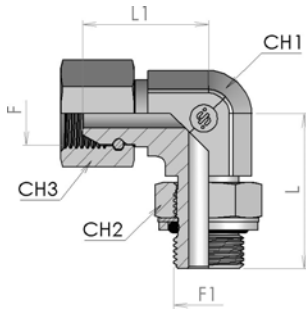
90° Adjustable stud elbow BSP-BSP (ISO 1179)

SDE



Product number	Ø tube		Thread		Dimension				Weight kg/unit
	mm	inch	F	F1	L	L1	CH1	CH2	
3900-02-02	6	1/4"	G 1/8	G 1/8	27	22	12	14	0.028
3900-04-02	8-6	5/16"-1/4"	G 1/8	G 1/4	33	24.5	14	19	0.045
3900-04-04	8	5/16"	G 1/4	G 1/4	33	27	14	19	0.05
3900-04-06	8-10	5/16"-3/8"	G 3/8	G 1/4	35	32	19	19	0.084
3900-06-04	10-8	3/8"-5/16"	G 1/4	G 3/8	37	29.5	19	22	0.091
3900-06-06	10	3/8"	G 3/8	G 3/8	37	32	19	22	0.094
3900-06-08	10-12	3/8"-1/2"	G 1/2	G 3/8	40	36	22	22	0.14
3900-08-06	12-10	1/2"-3/8"	G 3/8	G 1/2	43	34	22	27	0.142
3900-08-08	12	1/2"	G 1/2	G 1/2	43	36	22	27	0.147
3900-08-12	12-20	1/2"-3/4"	G 3/4	G 1/2	46.5	42	27	27	0.224
3900-12-08	20-12	3/4"-1/2"	G 1/2	G 3/4	50	39	27	36	0.239
3900-12-12	20	3/4"	G 3/4	G 3/4	50	42	27	36	0.248
3900-12-16	20-25	3/4"-1"	G 1	G 3/4	50	44	33	36	0.31
3900-16-12	25-20	1"-3/4"	G 3/4	G 1	53	44	33	41	0.37
3900-16-16	25	1"	G 1	G 1	53	46	33	41	0.374
3900-16-20	25-32	1"-1.1/4"	G 1 1/4	G 1	55.5	52	41	41	0.469
3900-20-16	32-25	1.1/4"-1"	G 1	G 1 1/4	58	49	41	50	0.564
3900-20-20	32	1.1/4"	G 1 1/4	G 1 1/4	58	52	41	50	0.658
3900-24-24	38	1.1/2"	G 1 1/2	G 1 1/2	63	59	50	55	0.97

3255

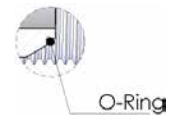


Adjustable 90° elbow Swivel female BSP-BSP (ISO 1179)

SWSDE

Product number	Ø tube		Thread		Dimension					Weight	Note
	mm	inch	F	F1	L	L1	CH1	CH2	CH3	kg/unit	
3255-02-02	6	1/4"	G 1/8	G 1/8	27	20	12	14	14	0.021	
3255-04-04	8	5/16"	G 1/4	G 1/4	33	25	14	19	19	0.049	
3255-06-06	10	3/8"	G 3/8	G 3/8	37	30	19	22	22	0.091	
3255-08-08	12	1/2"	G 1/2	G 1/2	43	34	22	27	27	0.143	
3255-12-12	20	3/4"	G 3/4	G 3/4	50	40	27	36	32	0.245	
3255-16-16	25	1"	G 1	G 1	53	43	33	41	41	0.368	
3255-20-20	32	1.1/4"	G 1 1/4	G 1 1/4	58	49	41	50	50	0.621	*
3255-24-24	38	1.1/2"	G 1 1/2	G 1 1/2	63	60	50	55	55	0.955	*

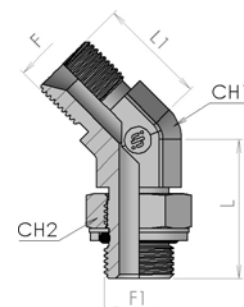
(*) - BSP O-Ring Female



3950

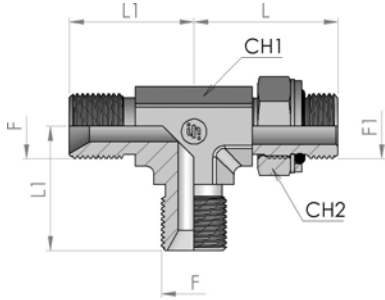
45° Adjustable stud elbow BSP-BSP (ISO 1179)

SDE45



Product number	Ø tube		Thread		Dimension				Weight
	mm	inch	F	F1	L	L1	CH1	CH2	kg/unit
3950-02-02	6	1/4"	G 1/8	G 1/8	27	20	12	14	0,028
3950-04-02	8-6	5/16"-1/4"	G 1/8	G 1/4	28.5	21.5	14	19	0,045
3950-04-04	8	5/16"	G 1/4	G 1/4	30	21.5	14	19	0,05
3950-06-06	10	3/8"	G 3/8	G 3/8	33.5	26	19	22	0,094
3950-08-08	12	1/2"	G 1/2	G 1/2	39	29	22	27	0,147
3950-12-12	20	3/4"	G 3/4	G 3/4	44	33	27	36	0,248
3950-16-16	25	1"	G 1	G 1	47	37.5	33	41	0,374
3950-20-20	32	1.1/4"	G 1 1/4	G 1 1/4	52	38	41	50	0,658
3950-24-24	38	1.1/2"	G 1 1/2	G 1 1/2	55	46	50	55	0,878

3600



Adjustable stud Run Tee BSP-BSP (ISO 1179)

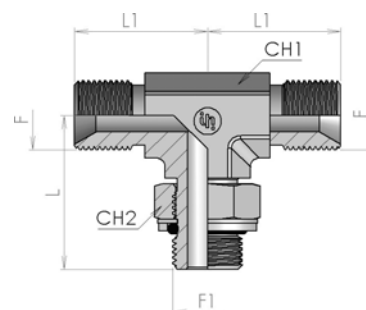
SDRT

Product number	Ø tube		Thread		Dimension				Weight kg/unit
	mm	inch	F	F1	L	L1	CH1	CH2	
3600-02-02	6	1/4"	G 1/8	G 1/8	27	22	12	14	0.0378
3600-04-04	8	5/16"	G 1/4	G 1/4	33	27	14	19	0.0675
3600-04-06	8-10	5/16"-3/8"	G 3/8	G 1/4	35	32	19	19	0.1134
3600-06-04	10-8	3/8"-5/16"	G 1/4	G 3/8	37	29.5	19	22	0.1229
3600-06-06	10	3/8"	G 3/8	G 3/8	37	32	19	22	0.1269
3600-06-08	10-12	3/8"-1/2"	G 1/2	G 3/8	40	36	22	22	0.189
3600-08-06	12-10	1/2"-3/8"	G 3/8	G 1/2	43	34	22	27	0.1917
3600-08-08	12	1/2"	G 1/2	G 1/2	43	36	22	27	0.1985
3600-08-12	12-20	1/2"-3/4"	G 3/4	G 1/2	46.5	42	27	27	0.3024
3600-12-08	20-12	3/4"-1/2"	G 1/2	G 3/4	50	39	27	36	0.3226
3600-12-12	20	3/4"	G 3/4	G 3/4	50	42	27	36	0.3348
3600-16-16	25	1"	G 1	G 1	53	46	33	41	0.5049
3600-20-20	32	1.1/4"	G 1 1/4	G 1 1/4	58	52	41	50	0.8883
3600-24-24	38	1.1/2"	G 1 1/2	G 1 1/2	63	59	50	55	1.3095

3605

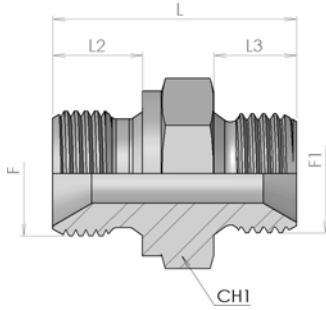
Adjustable stud Branch Tee BSP-BSP (ISO 1179)

SDBT



Product number	Ø tube		Thread		Dimension				Weight
	mm	inch	F	F1	L	L1	CH1	CH2	kg/unit
3605-02-02	6	1/4"	G 1/8	G 1/8	27	22	12	14	0,038
3605-04-04	8	5/16"	G 1/4	G 1/4	33	27	14	19	0,067
3605-04-06	8-10	5/16"-3/8"	G 3/8	G 1/4	35	32	19	19	0,113
3605-06-04	10-8	3/8"-5/16"	G 1/4	G 3/8	37	29.5	19	22	0,123
3605-06-06	10	3/8"	G 3/8	G 3/8	37	32	19	22	0,127
3605-06-08	10-12	3/8"-1/2"	G 1/2	G 3/8	40	36	22	22	0,189
3605-08-06	12-10	1/2"-3/8"	G 3/8	G 1/2	43	34	22	27	0,192
3605-08-08	12	1/2"	G 1/2	G 1/2	43	36	22	27	0,198
3605-08-12	12-20	1/2"-3/4"	G 3/4	G 1/2	46.5	42	27	27	0,302
3605-12-08	20-12	3/4"-1/2"	G 1/2	G 3/4	50	39	27	36	0,322
3605-12-12	20	3/4"	G 3/4	G 3/4	50	42	27	36	0,334
3605-16-16	25	1"	G 1	G 1	53	46	33	41	0,505
3605-20-20	32	1.1/4"	G 1 1/4	G 1 1/4	58	52	41	50	0,888
3605-24-24	38	1.1/2"	G 1 1/2	G 1 1/2	63	59	50	55	1,309

1805



Male stud connector BSP-Metric

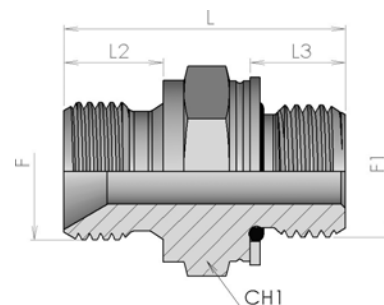
SDS

Product number	Ø tube		Thread		Dimension				Weight
	mm	inch	F	F1	L	L2	L3	CH1	kg/unit
1805-02-10	6	1/4"	G 1/8	M 10x1	22.5	8	8	14	0.013
1805-04-10	8	5/16"	G 1/4	M 10x1	27	11	8	19	0.031
1805-04-12	8	5/16"	G 1/4	M 12x1,5	31	11	10	19	0.033
1805-04-14	8	5/16"	G 1/4	M 14x1,5	31	11	12	19	0.03
1805-04-16	8	5/16"	G 1/4	M 16x1,5	31	11	11	22	0.039
1805-04-18	8	5/16"	G 1/4	M 18x1,5	34	11	12	24	0.049
1805-04-22	8	5/16"	G 1/4	M 22x1,5	36	11	14	27	0.061
1805-06-12	10	3/8"	G 3/8	M 12x1,5	33.5	12	12	22	0.043
1805-06-14	10	3/8"	G 3/8	M 14x1,5	31.5	12	10	22	0.044
1805-06-16	10	3/8"	G 3/8	M 16x1,5	32.5	12	11	22	0.046
1805-06-18	10	3/8"	G 3/8	M 18x1,5	34.5	12	11	24	0.055
1805-06-20	10	3/8"	G 3/8	M 20x1,5	36.5	12	14	27	0.061
1805-06-22	10	3/8"	G 3/8	M 22x1,5	36.5	12	12	27	0.068
1805-08-14	12	1/2"	G 1/2	M 14x1,5	37	14	12	27	0.058
1805-08-16	12	1/2"	G 1/2	M 16x1,5	37	14	12	27	0.06
1805-08-18	12	1/2"	G 1/2	M 18x1,5	37	14	12	27	0.066
1805-08-20	12	1/2"	G 1/2	M 20x1,5	39	14	14	27	0.069
1805-08-22	12	1/2"	G 1/2	M 22x1,5	39	14	14	27	0.07
1805-08-24	12	1/2"	G 1/2	M 24x1,5	39	14	14	30	0.086
1805-12-18	20	3/4"	G 3/4	M 18x1,5	39	16	11	32	0.111
1805-12-20	20	3/4"	G 3/4	M 20x1,5	41	16	14	32	0.115
1805-12-22	20	3/4"	G 3/4	M 22x1,5	41	16	12	32	0.119
1805-12-26	20	3/4"	G 3/4	M 26x1,5	43	16	12	32	0.124
1805-12-30	20	3/4"	G 3/4	M 30x1,5	44	16	14	36	0.166
1805-16-26	25	1"	G 1	M 26x1,5	46	19	16	41	0.204
1805-16-38	25	1"	G 1	M 38 x1,5	46	19	14	46	0.243

3510

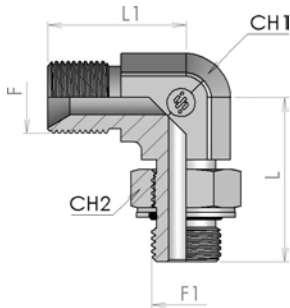
Male stud connector BSP-Metric with O'ring and retaining ring

SDS



Product number	Ø tube		Thread		Dimension				Weight
	mm	inch	F	F1	L	L2	L3	CH1	kg/unit
3510-10-02	6	1/4"	G 1/8	M 10x1	24	8	8.5	14	0.018
3510-12-02	6	1/4"	G 1/8	M 12x1,5	27	8	11	17	0.026
3510-14-04	8	5/16"	G 1/4	M 14x1,5	31.5	11	11	19	0.037
3510-16-06	10	3/8"	G 3/8	M 16x1,5	34	12	11.5	22	0.051
3510-18-06	10	3/8"	G 3/8	M 18x1,5	36	12	12.5	24	0.06
3510-22-08	12	1/2"	G 1/2	M 22x1,5	39.5	14	13	27	0.104
3510-27-12	20	3/4"	G 3/4	M 27x2	44.5	16	16	36	0.159
3510-33-16	25	1"	G 1	M 33x2	52	19	16	41	0.269
3510-42-20	32	1.1/4"	G 1 1/4	M 42x2	55	20	16	50	0.427
3510-48-24	38	1.1/2"	G 1 1/2	M 48x2	59.5	22	17.5	55	0.534

3910

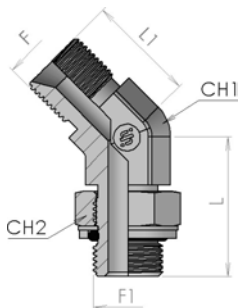


90° Adjustable stud elbow BSP-Metric with O'ring and retaining ring

SWSDE

Product number	Ø tube		Thread		Dimension				Weight
	mm	inch	F	F1	L	L1	CH1	CH2	kg/unit
3910-10-02	6	1/4"	G 1/8	M 10x1	29	22	12	14	0.029
3910-14-04	8	5/16"	G 1/4	M 14x1,5	34	27	14	19	0.049
3910-16-06	10	3/8"	G 3/8	M 16x1,5	38	32	19	22	0.094
3910-18-06	10	3/8"	G 3/8	M 18x1,5	41	34	19	24	0.135
3910-22-08	12	1/2"	G 1/2	M 22x1,5	43	36	22	27	0.147
3910-27-12	20	3/4"	G 3/4	M 27x2	52	42	27	32	0.249
3910-33-16	25	1"	G 1	M 33x2	54	46	33	41	0.367
3910-42-20	32	1.1/4"	G 1 1/4	M 42x2	60	52	41	50	0.645
3910-48-24	38	1.1/2"	G 1 1/2	M 48x2	67	59	50	55	1.012

3410



45° Adjustable stud elbow BSP-Metric with O'ring and retaining ring

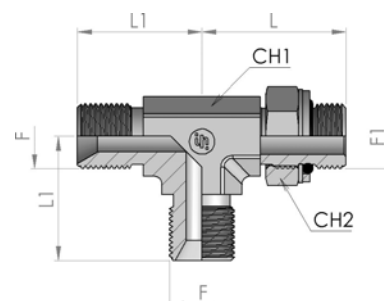
SDE45

Product number	Ø tube		Thread		Dimension				Weight
	mm	inch	F	F1	L	L1	CH1	CH2	kg/unit
3410-10-02	6	1/4"	G 1/8	M 10x1	27	20	12	14	0.029
3410-14-04	8	5/16"	G 1/4	M 14x1,5	32	21.5	14	19	0.049
3410-16-06	10	3/8"	G 3/8	M 16x1,5	34	26	19	22	0.094
3410-18-06	10	3/8"	G 3/8	M 18x1,5	35	26	19	24	0.135
3410-22-08	12	1/2"	G 1/2	M 22x1,5	38	29	22	27	0.147
3410-27-12	20	3/4"	G 3/4	M 27x2	45	33	27	32	0.249
3410-33-16	25	1"	G 1	M 33x2	48	37.5	33	41	0.367
3410-42-20	32	1.1/4"	G 1 1/4	M 42x2	53.5	38	41	50	0.645
3410-48-24	38	1.1/2"	G 1 1/2	M 48x2	58	43	50	55	1.012

3610

Adjustable stud Run Tee BSP-Metric with O'ring and retaining ring

SDRT

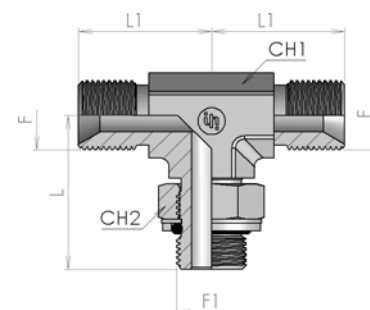


Product number	Ø tube		Thread		Dimension				Weight
	mm	inch	F	F1	L	L1	CH1	CH2	kg/unit
3610-10-02	6	1/4"	G 1/8	M 10x1	29	22	12	14	0.039
3610-14-04	8	5/16"	G 1/4	M 14x1,5	34	27	14	19	0.065
3610-16-06	10	3/8"	G 3/8	M 16x1,5	38	32	19	22	0.125
3610-18-06	10	3/8"	G 3/8	M 18x1,5	41	34	19	24	0.18
3610-22-08	12	1/2"	G 1/2	M 22x1,5	43	36	22	27	0.196
3610-27-12	20	3/4"	G 3/4	M 27x2	52	42	27	32	0.332
3610-33-16	25	1"	G 1	M 33x2	54	46	33	41	0.489
3610-42-20	32	1.1/4"	G 1 1/4	M 42x2	60	52	41	50	0.86
3610-48-24	38	1.1/2"	G 1 1/2	M 48x2	67	59	50	55	1.349

3615

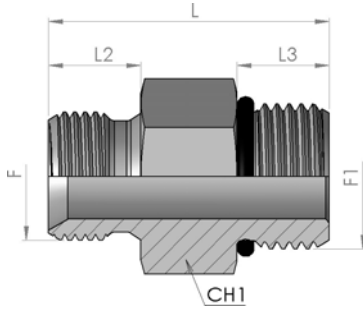
Adjustable stud Branch Tee BSP-Metric with O'ring and retaining ring

SDBT



Product number	Ø tube		Thread		Dimension				Weight
	mm	inch	F	F1	L	L1	CH1	CH2	kg/unit
3615-10-02	6	1/4"	G 1/8	M 10x1	29	22	12	14	0.039
3615-14-04	8	5/16"	G 1/4	M 14x1,5	34	27	14	19	0.065
3615-16-06	10	3/8"	G 3/8	M 16x1,5	38	32	19	22	0.125
3615-18-06	10	3/8"	G 3/8	M 18x1,5	41	34	19	24	0.18
3615-22-08	12	1/2"	G 1/2	M 22x1,5	43	36	22	27	0.196
3615-27-12	20	3/4"	G 3/4	M 27x2	52	42	27	32	0.332
3615-33-16	25	1"	G 1	M 33x2	54	46	33	41	0.489
3615-42-20	32	1.1/4"	G 1 1/4	M 42x2	60	52	41	50	0.86
3615-48-24	38	1.1/2"	G 1 1/2	M 48x2	67	59	50	55	1.349

3520



Male stud connector BSP-UNF (ISO 11926)

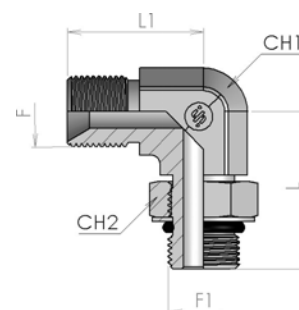
SDS

Product number	Ø tube		Thread		Dimension				Weight
	mm	inch	F	F1	L	L2	L3	CH1	kg/unit
3520-04-02	6	1/4"	G 1/8	7/16-20 UNF	26	8	9	14	0,021
3520-06-04	10-8	3/8"-5/16"	G 1/4	9/16-18 UNF	30	11	10	17	0,029
3520-06-06	10-10	3/8"-3/8"	G 3/8	9/16-18 UNF	31	12	10	19	0,038
3520-08-04	12-8	1/2"-5/16"	G 1/4	3/4-16 UNF	31.5	11	11	22	0,051
3520-08-06	12-10	1/2"-3/8"	G 3/8	3/4-16 UNF	33	12	11	22	0,053
3520-08-08	12	1/2"	G 1/2	3/4-16 UNF	36.5	14	11	22	0,063
3520-10-06	16-10	5/8"-3/8"	G 3/8	7/8-14 UNF	35.5	12	12.5	27	0,079
3520-10-08	16-12	5/8"-1/2"	G 1/2	7/8-14 UNF	38	14	12.5	27	0,101
3520-10-12	16-20	5/8"-3/4"	G 3/4	7/8-14 UNF	41	16	12.5	32	0,122
3520-12-08	20-12	3/4"-1/2"	G 1/2	1 1/16-12 UN	41.5	16	15	32	0,131
3520-12-12	20	3/4"	G 3/4	1 1/16-12 UN	43.5	16	15	32	0,135
3520-16-12	25-20	1"-3/4"	G 3/4	1 5/16-12 UN	44.5	16	15	41	0,191
3520-16-16	25	1"	G 1	1 5/16-12 UN	47.5	19	15	41	0,204
3520-20-20	32	1.1/4"	G 1 1/4	1 5/8 UN	50.5	20	15	50	0,359
3520-24-24	38	1.1/2"	G 1 1/2	1 7/8-12 UN	54.5	22	15	55	0,464

3920

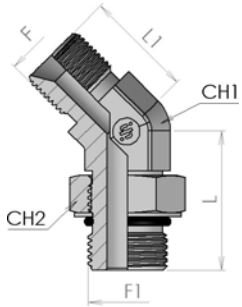
90° Adjustable stud elbow BSP-UNF (ISO 11926)

SDE



Product number	Ø tube		Thread		Dimension				Weight kg/unit
	mm	inch	F	F1	L	L1	CH1	CH2	
3920-04-02	6	1/4"	G 1/8	7/16-20 UNF	27	22	12	14	0.031
3920-04-04	6-8	1/4"-5/16"	G 1/4	7/16-20 UNF	29	27	14	14	0,045
3920-05-02	8-6	5/16"-1/4"	G 1/8	1/2-20 UNF	30	25	14	17	0.041
3920-06-04	10-8	3/8"-5/16"	G 1/4	9/16-18 UNF	33	27	14	19	0.053
3920-08-06	12-10	1/2"-3/8"	G 3/8	3/4-16 UNF	37	32	19	24	0.105
3920-08-08	12	1/2"	G 1/2	3/4-16 UNF	37	36	22	24	0.118
3920-10-06	16-10	5/8"-3/8"	G 3/8	7/8-14 UNF	43	34	22	27	0.135
3920-10-08	16-12	5/8"-1/2"	G 1/2	7/8-14 UNF	43	36	22	27	0.159
3920-12-12	20	3/4"	G 3/4	1 1/16-12 UN	50	42	27	36	0.258
3920-16-16	25	1"	G 1	1 5/16-12 UN	53	46	33	41	0.367
3920-20-20	32	1.1/4"	G 1 1/4	1 5/8 UN	58	52	41	50	0.615
3920-24-24	38	1.1/2"	G 1 1/2	1 7/8-12 UN	63	59	50	55	0.994

3420



45° Adjustable stud elbow BSP-UNF (ISO 11926)

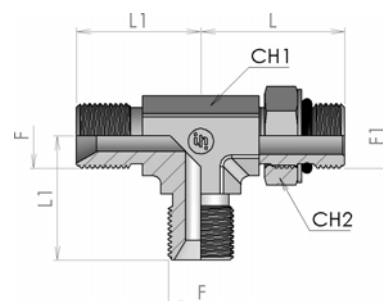
SDE45

Product number	Ø tube		Thread		Dimension				Weight
	mm	inch	F	F1	L	L1	CH1	CH2	kg/unit
3420-04-02	6	1/4"	G 1/8	7/16-20 UNF	27	20	12	14	0.031
3420-05-02	8-6	5/16"-1/4"	G 1/8	1/2-20 UNF	28	21	14	17	0.041
3420-06-04	10-8	3/8"-5/16"	G 1/4	9/16-18 UNF	30	21.5	14	19	0.053
3420-08-06	12-10	1/2"-3/8"	G 3/8	3/4-16 UNF	33.5	26	19	24	0.105
3420-08-08	12	1/2"	G 1/2	3/4-16 UNF	36	29	22	24	0.118
3420-10-08	16-12	5/8"-1/2"	G 1/2	7/8-14 UNF	39	29	22	27	0.159
3420-12-12	20	3/4"	G 3/4	1 1/16-12 UN	44	33	27	36	0.258
3420-16-16	25	1"	G 1	1 5/16-12 UN	47	35	33	41	0.367
3420-20-20	32	1.1/4"	G 1 1/4	1 5/8 UN	52	38	41	50	0.615
3420-24-24	38	1.1/2"	G 1 1/2	1 7/8-12 UN	55	41	50	55	0.994

3620

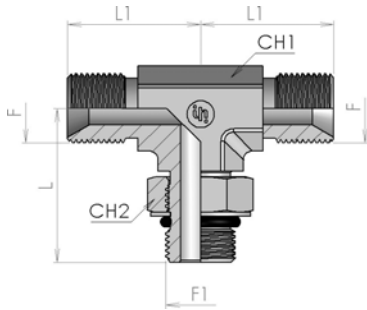
Adjustable stud Run Tee BSP-UNF (ISO 11926)

SDRT



Product number	Ø tube		Thread		Dimension				Weight kg/unit
	mm	inch	F	F1	L	L1	CH1	CH2	
3620-04-02	6	1/4"	G 1/8	7/16-20 UNF	27	22	12	14	0.0413
3620-05-02	8-6	5/16"-1/4"	G 1/8	1/2-20 UNF	30	25	14	17	0.0547
3620-06-04	10-8	3/8"-5/16"	G 1/4	9/16-18 UNF	33	27	14	19	0.0707
3620-08-06	12-10	1/2"-3/8"	G 3/8	3/4-16 UNF	37	32	19	24	0.14
3620-08-08	12	1/2"	G 1/2	3/4-16 UNF	37	36	22	24	0.1573
3620-10-08	16-12	5/8"-1/2"	G 1/2	7/8-14 UNF	43	36	22	27	0.212
3620-12-12	20	3/4"	G 3/4	1 1/16-12 UN	50	42	27	36	0.344
3620-16-16	25	1"	G 1	1 5/16-12 UN	53	46	33	41	0.4893
3620-20-20	32	1.1/4"	G 1 1/4	1 5/8 UN	58	52	41	50	0.82
3620-24-24	38	1.1/2"	G 1 1/2	1 7/8-12 UN	63	59	50	55	1.3253

3625



Adjustable stud Branch Tee BSP-UNF (ISO 11926)

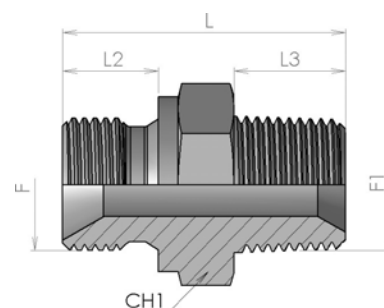
SDRT

Product number	Ø tube		Thread		Dimension				Weight kg/unit
	mm	inch	F	F1	L	L1	CH1	CH2	
3625-04-02	6	1/4"	G 1/8	7/16-20 UNF	27	22	12	14	0.041
3625-05-02	8-6	5/16"-1/4"	G 1/8	1/2-20 UNF	30	25	14	17	0.055
3625-06-04	10-8	3/8"-5/16"	G 1/4	9/16-18 UNF	33	27	14	19	0.071
3625-08-06	12-10	1/2"-3/8"	G 3/8	3/4-16 UNF	37	32	19	24	0.14
3625-08-08	12	1/2"	G 1/2	3/4-16 UNF	37	36	22	24	0.157
3625-10-08	16-12	5/8"-1/2"	G 1/2	7/8-14 UNF	43	36	22	27	0.212
3625-12-12	20	3/4"	G 3/4	1 1/16-12 UN	50	42	27	36	0.344
3625-16-16	25	1"	G 1	1 5/16-12 UN	53	46	33	41	0.489
3625-20-20	32	1.1/4"	G 1 1/4	1 5/8 UN	58	52	41	50	0.82
3625-24-24	38	1.1/2"	G 1 1/2	1 7/8-12 UN	63	59	50	55	1.325

1865

Male stud connector BSP-BSPT

SDS

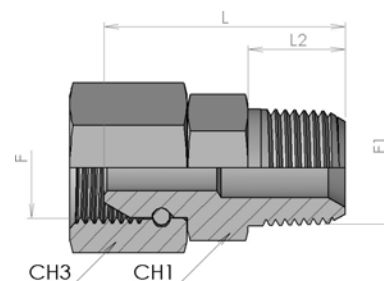


Product number	Ø tube		Thread		Dimension				Weight kg/unit
	mm	inch	F	F1	L	L2	L3	CH1	
1865-02-02	6	1/4"	G 1/8	R 1/8 K	23.5	8	9	14	0.014
1865-04-04	8	5/16"	G 1/4	R 1/4 K	33	11	14	19	0.034
1865-06-04	8	3/8"-5/16"	G 3/8	R 1/4 K	35.5	12	14	22	0.048
1865-06-06	10	3/8"	G 3/8	R 3/8 K	35.5	12	14	22	0.049
1865-08-08	12	1/2"	G 1/2	R 1/2 K	41	14	18	27	0.082
1865-08-12	12-20	1/2"-3/4"	G 1/2	R 3/4 K	45.5	14	19	27	0.109
1865-12-08	20-12	3/4"-1/2"	G 3/4	R 1/2 K	45	16	18	32	0.121
1865-12-12	20	3/4"	G 3/4	R 3/4 K	46	16	19	32	0.136
1865-16-16	25	1"	G 1	R 1 K	54	19	24	41	0.224
1865-20-20	32	1.1/4"	G 1 1/4	R 1 1/4 K	59	20	24.5	50	0.361
1865-24-24	38	1.1/2"	G 1 1/2	R 1 1/2 K	60.5	22	25.5	55	0.448
1865-32-32	50	2"	G 2	R 2 K	72.5	25	30	70	0.816

2360

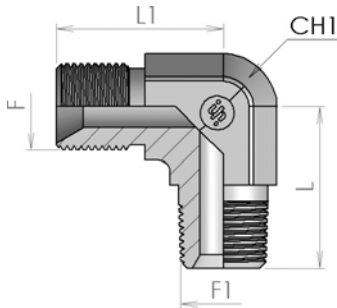
Swivel Connector Female BSP/Male BSPT

SWS



Product number	Ø tube		Thread		Dimension				Weight kg/unit
	mm	inch	F	F1	L	L2	CH1	CH3	
2360-04-04	8	5/16"	G 1/4	R 1/4 K	33	14.5	14	19	0.049
2360-06-06	10	3/8"	G 3/8	R 3/8 K	36	14.5	19	22	0.076
2360-08-08	12	1/2"	G 1/2	R 1/2 K	45	19	22	27	0.128
2360-12-12	20	3/4"	G 3/4	R 3/4 K	47	19.5	27	32	0.188
2360-16-16	25	1"	G 1	R 1 K	60	24	36	41	0.279

4620

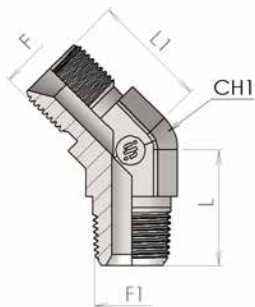


90° Male stud Elbow BSP-BSPT

SDE

Product number	Ø tube		Thread		Dimension			Weight
	mm	inch	F	F1	L	L1	CH1	kg/unit
4620-02	6	1/4"	G 1/8	R 1/8 K	19.5	22	12	0.015
4620-04	8	5/16"	G 1/4	R 1/4 K	27.5	27	14	0.042
4620-06	10	3/8"	G 3/8	R 3/8 K	31	32	19	0.093
4620-08	12	1/2"	G 1/2	R 1/2 K	36	36	22	0.142
4620-12	20	3/4"	G 3/4	R 3/4 K	40.5	42	27	0.231
4620-16	25	1"	G 1	R 1 K	50	46	33	0.372
4620-20	32	1.1/4"	G 1 1/4	R 1 1/4 K	60.5	52	41	0.593
4620-24	38	1.1/2"	G 1 1/2	R 1 1/2 K	67	59	50	0.835

4630



45° Male stud elbows BSP-BSPT

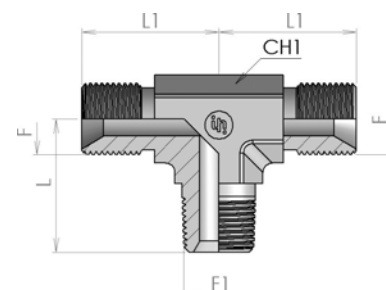
SDE45

Product number	Ø tube		Thread		Dimension			Weight
	mm	inch	F	F1	L	L1	CH1	kg/unit
4630-02	6	1/4"	G 1/8	R 1/8 K	18.5	20	12	0.015
4630-04	8	5/16"	G 1/4	R 1/4 K	23	21.5	14	0.042
4630-06	10	3/8"	G 3/8	R 3/8 K	26	26	19	0.093
4630-08	12	1/2"	G 1/2	R 1/2 K	31	29	22	0.142
4630-12	20	3/4"	G 3/4	R 3/4 K	33.5	33	27	0.231
4630-16	25	1"	G 1	R 1 K	39	37.5	33	0.372

4860

BSPT Branch Tee

SDEBT

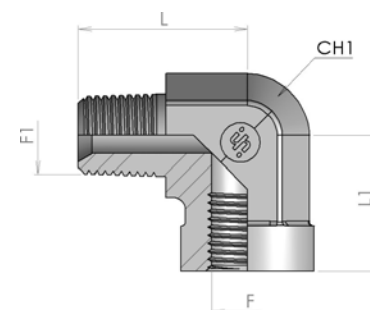


Product number	Ø tube		Thread		Dimension			Weight
	mm	inch	F	F1	L	L1	CH1	kg/unit
4860-02	6	1/4"	G 1/8	R 1/8 K	19.5	22	12	0.031
4860-04	8	5/16"	G 1/4	R 1/4 K	27.5	27	14	0.066
4860-06	10	3/8"	G 3/8	R 3/8 K	31	32	19	0.124
4860-08	12	1/2"	G 1/2	R 1/2 K	36	36	22	0.187
4860-12	20	3/4"	G 3/4	R 3/4 K	40.5	42	27	0.3
4860-16	25	1"	G 1	R 1 K	50	46	33	0.442
4860-20	32	1.1/4"	G 1 1/4	R 1 1/4 K	60.5	52	41	0.783

4625

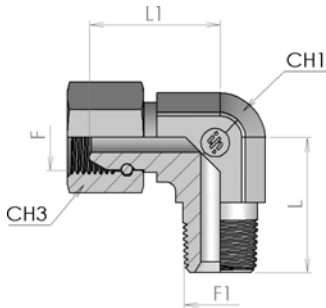
90° Male BSPT/Female BSP Elbow

E



Product number	Ø tube		Thread		Dimension			Weight
	mm	inch	F	F1	L	L1	CH1	kg/unit
4625-02	6	1/4"	G 1/8	R 1/8 K	23.5	17	14	0.048
4625-04	8	5/16"	G 1/4	R 1/4 K	29	22.5	19	0.0648
4625-06	10	3/8"	G 3/8	R 3/8 K	33.5	26	22	0.008
4625-08	12	1/2"	G 1/2	R 1/2 K	38	31	27	0.1472
4625-12	20	3/4"	G 3/4	R 3/4 K	45	34.5	33	0.2104
4625-16	25	1"	G 1	R 1 K	55	41	41	0.4016

4600

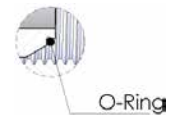


Swivel 90° Elbow BSP-BSPT

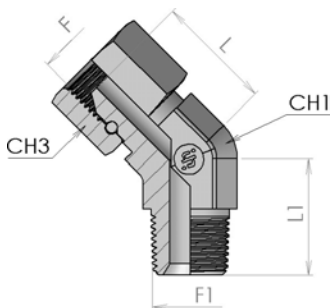
SWE

Product number	Ø tube		Thread		Dimension				Weight	Note
	mm	inch	F	F1	L	L1	CH1	CH3	kg/unit	
4600-02	6	1/4"	G 1/8	R 1/8 K	19.5	20	12	14	0.017	
4600-04	8	5/16"	G 1/4	R 1/4 K	27.5	25	14	19	0.046	
4600-06	10	3/8"	G 3/8	R 3/8 K	31	30	19	22	0.09	
4600-08	12	1/2"	G 1/2	R 1/2 K	36	34	22	27	0.139	
4600-12	20	3/4"	G 3/4	R 3/4 K	40.5	40	27	32	0.232	
4600-16	25	1"	G 1	R 1 K	50	43	33	41	0.261	
4600-20	32	1.1/4"	G 1 1/4	R 1 1/4 K	60.5	49	41	50	0.484	*
4600-24	38	1.1/2"	G 1 1/2	R 1 1/2 K	67	60	50	55	0.831	*

(*) - BSP O-Ring Female



4610



Swivel 45° Elbow BSP-BSPT

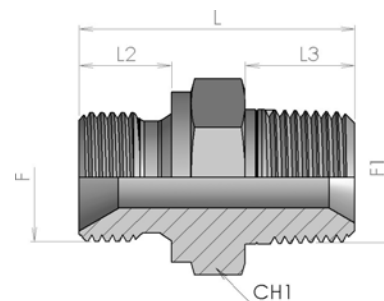
SWE45

Product number	Ø tube		Thread		Dimension				Weight
	mm	inch	F	F1	L	L1	CH1	CH3	kg/unit
4610-04	8	5/16"	G 1/4	R 1/4 K	21	26	14	19	0.045
4610-06	10	3/8"	G 3/8	R 3/8 K	25.5	25.5	19	22	0.072
4610-08	12	1/2"	G 1/2	R 1/2 K	25	29	22	27	0.099
4610-12	20	3/4"	G 3/4	R 3/4 K	33	31	27	32	0.172
4610-16	25	1"	G 1	R 1 K	45	33.5	33	41	0.304

1875

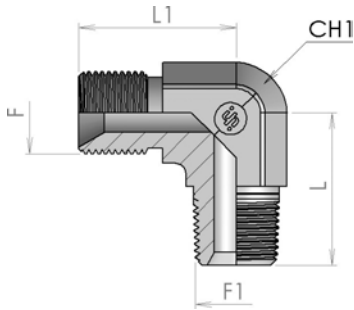
Male stud connector BSP-NPTF

SDS



Product number	Ø tube		Thread		Dimension				Weight kg/unit
	mm	inch	F	F1	L	L2	L3	CH1	
1875-02-02	6	1/4"	G 1/8	1/8 NPTF	24.5	8	10	14	0.015
1875-04-04	8	5/16"	G 1/4	1/4 NPTF	33	11	14.5	19	0.032
1875-04-06	8-10	5/16"-3/8"	G 1/4	3/8 NPTF	34	11	14.5	19	0.04
1875-06-04	10-8	3/8"-5/16"	G 3/8	1/4 NPTF	35.5	12	14.5	22	0.047
1875-06-06	10	3/8"	G 3/8	3/8 NPTF	35.5	12	14.5	22	0.051
1875-06-08	10-12	3/8"-1/2"	G 3/8	1/2 NPTF	40.5	12	19	22	0.061
1875-08-06	12-10	1/2"-3/8"	G 1/2	3/8 NPTF	39.5	14	14.5	27	0.068
1875-08-08	12	1/2"	G 1/2	1/2 NPTF	44	14	19	27	0.083
1875-08-12	12-20	1/2"-3/4"	G 1/2	3/4 NPTF	45.5	14	19	27	0.101
1875-12-08	20-12	3/4"-1/2"	G 3/4	1/2 NPTF	45.5	16	19	32	0.116
1875-12-12	20	3/4"	G 3/4	3/4 NPTF	46	16	19.5	32	0.119
1875-12-16	20-25	3/4"-1"	G 3/4	1 NPTF	53	16	24	36	0.203
1875-16-12	25-20	1"-3/4"	G 1	3/4 NPTF	49	19	19	41	0.199
1875-16-16	25	1"	G 1	1 NPTF	54	19	24	41	0.222
1875-16-20	25-32	1"-1.1/4"	G 1	1 1/4 NPTF	57	19	24.5	46	0.264
1875-20-20	32	1.1/4"	G 1 1/4	1 1/4 NPTF	58.5	20	24.5	50	0.306
1875-24-24	38	1.1/2"	G 1 1/2	1 1/2 NPTF	60.5	22	25.5	55	0.431
1875-32-32	50	2"	G 2	2 NPTF	68.5	25	26	70	0.755

4670

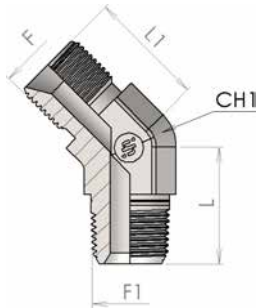


90° Male stud Elbow BSP-NPTF

SDE

Product number	Ø tube		Thread		Dimension			Weight kg/unit
	mm	inch	F	F1	L	L1	CH1	
4670-02	6	1/4"	G 1/8	1/8 NPTF	19.5	22	12	0.015
4670-04	8	5/16"	G 1/4	1/4 NPTF	27.5	27	14	0.042
4670-06	10	3/8"	G 3/8	3/8 NPTF	31	32	19	0.093
4670-08	12	1/2"	G 1/2	1/2 NPTF	36	36	22	0.142
4670-12	20	3/4"	G 3/4	3/4 NPTF	40.5	42	27	0.231
4670-16	25	1"	G 1	1 NPTF	50	46	33	0.372
4670-20	32	1.1/4"	G 1 1/4	1 1/4 NPTF	60.5	52	41	0.593

4680



45° Male stud Elbow BSP-NPTF

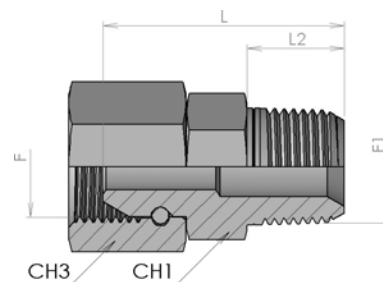
SDE45

Product number	Ø tube		Thread		Dimension			Weight kg/unit
	mm	inch	F	F1	L	L1	CH1	
4680-02	6	1/4"	G 1/8	1/8 NPTF	18.5	20	12	0.015
4680-04	8	5/16"	G 1/4	1/4 NPTF	23	21.5	14	0.042
4680-06	10	3/8"	G 3/8	3/8 NPTF	26	26	19	0.093
4680-08	12	1/2"	G 1/2	1/2 NPTF	31	29	22	0.142
4680-12	20	3/4"	G 3/4	3/4 NPTF	33.5	33	27	0.231
4680-16	25	1"	G 1	1 NPTF	39	37.5	33	0.372

2365

Swivel Connector Female BSP/Male NPTF

SWS

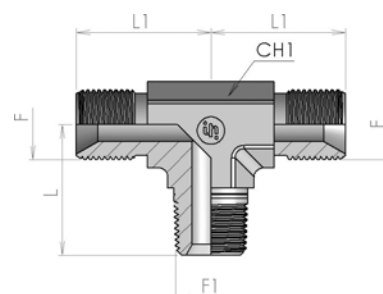


Product number	Ø tube		Thread		Dimension				Weight
	mm	inch	F	F1	L	L2	CH1	CH3	kg/unit
2365-04-04	8	5/16"	G 1/4	1/4 NPTF	33	14	14	19	0.049
2365-06-06	10	3/8"	G 3/8	3/8 NPTF	36	14.5	19	22	0.076
2365-08-08	12	1/2"	G 1/2	1/2 NPTF	43.5	19	22	27	0.128
2365-12-12	20	3/4"	G 3/4	3/4 NPTF	46	19.5	27	32	0.188
2365-16-16	25	1"	G 1	1 NPTF	60	24	36	41	0.279

4870

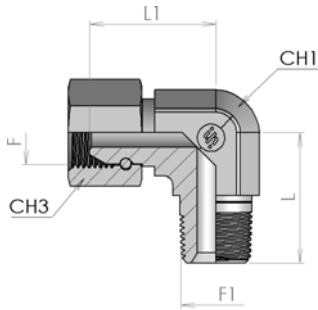
NPTF Branch Tee

SDEBT



Product number	Ø tube		Thread		Dimension			Weight
	mm	inch	F	F1	L	L1	CH1	kg/unit
4870-02	6	1/4"	G 1/8	1/8 NPTF	19.5	22	12	0.031
4870-04	8	5/16"	G 1/4	1/4 NPTF	27.5	27	14	0.066
4870-06	10	3/8"	G 3/8	3/8 NPTF	31	32	19	0.124
4870-08	12	1/2"	G 1/2	1/2 NPTF	36	36	22	0.187
4870-12	20	3/4"	G 3/4	3/4 NPTF	40.5	42	27	0.3
4870-16	25	1"	G 1	1 NPTF	50	46	33	0.442

4650

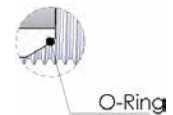


Swivel 90° Elbow BSP-NPTF

SWE

Product number	Ø tube		Thread		Dimension				Weight	Note
	mm	inch	F	F1	L	L1	CH1	CH3	kg/unit	
4650-02	6	1/4"	G 1/8	1/8 NPTF	19.5	20	12	14	0.017	
4650-04	8	5/16"	G 1/4	1/4 NPTF	27.5	25	14	19	0.046	
4650-06	10	3/8"	G 3/8	3/8 NPTF	31	30	19	22	0.09	
4650-08	12	1/2"	G 1/2	1/2 NPTF	36	34	22	27	0.139	
4650-12	20	3/4"	G 3/4	3/4 NPTF	40.5	40	27	32	0.232	
4650-16	25	1"	G 1	1 NPTF	50	43	33	41	0.261	
4650-20	32	1.1/4"	G 1 1/4	1 1/4 NPTF	60.5	49	41	50	0.484	*
4650-24	38	1.1/2"	G 1 1/2	1 1/2 NPTF	67	60	50	55	0.831	*

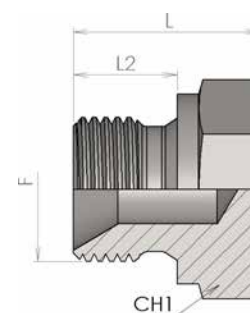
(*) - BSP O-Ring Female



A605

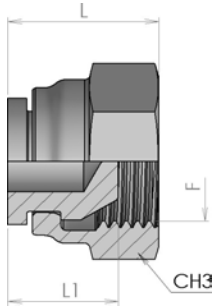
Male plug BSP (ISO 8434-6)

PL



Product number	Ø tube		Thread	Dimension			Weight
	mm	inch	F	L	L2	CH1	kg/unit
A605-02	6	1/4"	G 1/8	14.5	8	14	0.011
A605-04	8	5/16"	G 1/4	19	11	19	0.024
A605-06	10	3/8"	G 3/8	21.5	12	22	0.039
A605-08	12	1/2"	G 1/2	25	14	27	0.067
A605-10	16	5/8"	G 5/8	27	16	30	0.088
A605-12	20	3/4"	G 3/4	27	16	32	0.098
A605-16	25	1"	G 1	31	19	41	0.168
A605-20	32	1.1/4"	G 1 1/4	34	20	50	0.317
A605-24	38	1.1/2"	G 1 1/2	39	22	55	0.434
A605-32	50	2"	G 2	42.5	25	70	0.76

A608

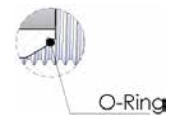


Female plug BSP (ISO 8434-6)

BRNP

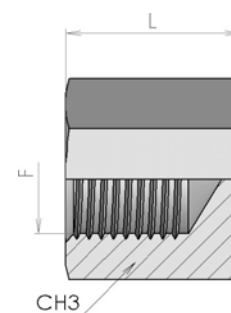
Product number	Ø tube		Thread	Dimension			Weight	Note
	mm	inch	F	L	L1	CH3	kg/unit	
A608-02	6	1/4"	G 1/8	14	10.5	14	0.003	
A608-04	8	5/16"	G 1/4	16	12	19	0.008	
A608-06	10	3/8"	G 3/8	20	15	22	0.014	
A608-08	12	1/2"	G 1/2	24	17	27	0.024	
A608-10	16	5/8"	G 5/8	24	15	30	0.27	
A608-12	20	3/4"	G 3/4	27	19	32	0.044	
A608-16	25	1"	G 1	31	21	41	0.076	
A608-20	32	1.1/4"	G 1 1/4	31	23.5	50	0.144	*
A608-24	38	1.1/2"	G 1 1/2	31	25.5	55	0.195	*
A608-32	50	2"	G 2	36	23	70	0.286	*

(*) - BSP O-Ring Female



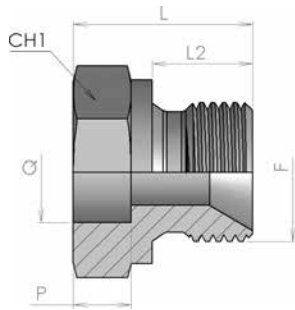
A604

Female BSP plug (ISO 8434-6)



Product number	Ø tube		Thread	Dimension		Weight
	mm	inch	F	L	CH3	kg/unit
A604-02	6	1/4"	G 1/8	15.5	14	0.017
A604-04	8	5/16"	G 1/4	19	19	0.032
A604-06	10	3/8"	G 3/8	17	22	0.05
A604-08	12	1/2"	G 1/2	23	27	0.07
A604-10	16	5/8"	G 5/8	19	30	0.093
A604-12	20	3/4"	G 3/4	22	32	0.109
A604-16	25	1"	G 1	31	41	0.202
A604-20	32	1.1/4"	G 1 1/4	36	50	0.371
A604-24	38	1.1/2"	G 1 1/2	41	55	0.494
A604-32	50	2"	G 2	45.5	70	0.881

MG



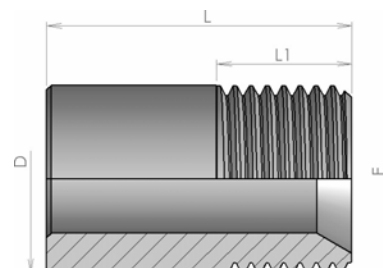
Braze-on straight connector

BRS

Product number	Ø tube		Thread	Dimension					Weight
	mm	inch	F	P	Q	L	L2	CH1	kg/unit
MG-04-08	8	5/16"	G 1/4	6	8	19	11	19	0.023
MG-06-12	10	3/8"	G 3/8	7	12	21.5	12	22	0.034
MG-08-14	12	1/2"	G 1/2	8	14	25	14	27	0.057
MG-08-16	12	1/2"	G 1/2	8	16	25	14	27	0.055
MG-08-18	12	1/2"	G 1/2	8	18	25	14	27	0.053
MG-08-20	12	1/2"	G 1/2	5	20	24	14	27	0.051
MG-12-20	20	3/4"	G 3/4	9	20	27	16	32	0.083
MG-12-22	20	3/4"	G 3/4	8	22	27	16	32	0.08
MG-12-25	20	3/4"	G 3/4	9	25	27	16	32	0.07
MG-16-25	25	1"	G 1	9	25	30	19	41	0.147
MG-16-30	25	1"	G 1	9	30	32	19	41	0.134
MG-20-32	32	1.1/4"	G 1 1/4	9	32	34	20	50	0.25
MG-24-38	38	1.1/2"	G 1 1/2	10	38	35	22	55	0.281
MG-32-50	50	2"	G 2	10	50	42.5	25	70	0.481

220C

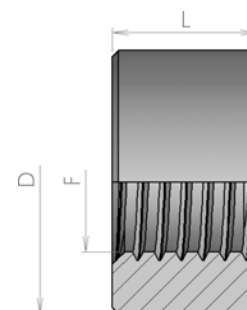
Braze-on straight connector



Product number	Ø tube		Thread F	Dimension			Weight kg/unit
	mm	inch		D	L	L1	
220C-02	6	1/4"	G 1/8	10	22	9	0.01
220C-04	8	5/16"	G 1/4	14	30	12	0.024
220C-06	10	3/8"	G 3/8	17	32	14	0.036
220C-08	12	1/2"	G 1/2	21	34	15	0.056
220C-12	20	3/4"	G 3/4	28	40	16	0.12
220C-16	25	1"	G 1	34	41	19	0.167
220C-20	32	1.1/4"	G 1 1/4	48	45	23	0.355

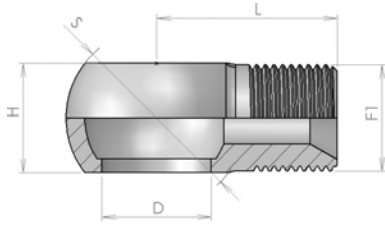
2200

Braze-on stud



Product number	Ø tube		Thread F	Dimension		Weight kg/unit
	mm	inch		D	L	
2200-02	6	1/4"	G 1/8	20	13	0.025
2200-04	8	5/16"	G 1/4	22	16	0.033
2200-06	10	3/8"	G 3/8	26	17	0.045
2200-08	12	1/2"	G 1/2	30	18	0.056
2200-12	20	3/4"	G 3/4	38	20	0.098
2200-16	25	1"	G 1	45	25	0.155
2200-20	32	1.1/4"	G 1 1/4	55	25	0.212
2200-24	38	1.1/2"	G 1 1/2	62	30	0.31
2200-32	50	2"	G 2	70	30	0.272

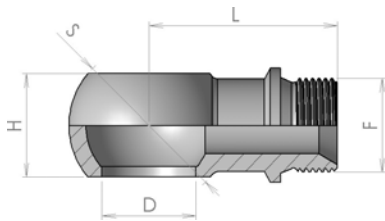
1550



BSP threaded Banjo Eye

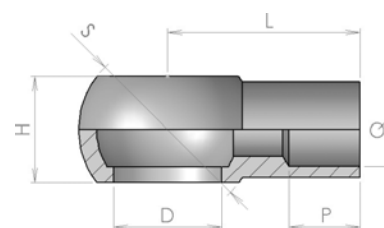
Product number	Thread	Dimension				Weight
	F1	S	H	D	L	kg/unit
1550-04-04	G 1/4	24	14.5	G 1/4	22	0.03
1550-06-06	G 3/8	28	17	G 3/8	28	0.045
1550-08-06	G 3/8	36	22	G 1/2	32.5	0.086
1550-08-08	G 1/2	36	22	G 1/2	32	0.092
1550-12-12	G 3/4	45	29	G 3/4	40	0.166
1550-16-16	G 1	58	35	G 1	46	0.366

1560



BSP threaded Banjo Eye with guide

Product number	Thread	Dimension				Weight
	F	S	H	D	L	kg/unit
1560-12-12	G 3/4	45	29	26.5	53	0.216

1450**Weldable BSP Banjo Eye**

Product number	Dimension					Weight
	S	H	Q	D	L	kg/unit
1450-04-08	24	14	8	G 1/4	24	0.034
1450-04-10	24	14	10	G 1/4	24	0.03
1450-06-12	28	17	12	G 3/8	28	0.039
1450-08-16	36	22	16	G 1/2	32	0.073

Adapters ORFS





6010



ORFS nut (ISO 8434-3)

69



6015



Metric sleeve (ISO 8434-3)

70



6000



Male union (ISO 8434-3)

71

6300



90° Union Elbow (ISO 8434-3)

72

6350



ORFS Union Tee (ISO 8434-3)

72

6550

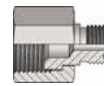


ORFS Union Cross (ISO 8434-3)

73



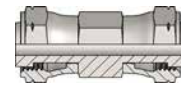
6056



ORFS Reducing male-female (ISO 8434-3)

74

6060



ORFS Straight swivel nut union (ISO 8434-3)

75

6205



90° Swivel Elbow (ISO 8434-3)

75

6255



45° Swivel Elbow (ISO 8434-3)

76

6620



Swivel Run Tee (ISO 8434-3)

76

6630



Swivel Branch Tee (ISO 8434-3)

77



6050



Bulkhead union (ISO 8434-3)

77

6510



90° Bulkhead union (ISO 8434-3)

78

6150



Bulkhead unions ORFS/UNF (ISO 11926)

78

0107



Bulkhead locknut

79



6800



Male stud connector ORFS-BSPP (ISO 1179)

80

6805



Male stud connector ORFS-BSPP (Form E ISO 1179-2)

81

6215



90° Adjustable stud elbow ORFS-BSP (ISO 1179)

82

6260



45° Adjustable stud elbow ORFS-BSP (ISO 1179)

83

6460



Adjustable stud Run Tee ORFS-BSP (ISO 1179)

84

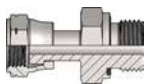
6410



Adjustable stud Branch Tee ORFS-BSP (ISO 1179)

85

6036



ORFS Swivel female - Male BSPP (Form E ISO 1179-2)

86



6100



Male stud connector ORFS-UNF (ISO 11926)

87

6925



Straight long stud connector (ISO 11926)

88

6200



Adjustable stud elbow
ORFS-UNF (ISO 11926)

89

6250



Adjustable stud elbow
ORFS-UNF (ISO 11926)

90

6400



Adjustable stud Branch
Tee ORFS-UNF (ISO
11926)

91

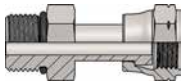
6450



Adjustable stud Run Tee
ORFS-UNF (ISO 11926)

91

6120



ORFS Swivel female -
Male UN/UNF (ISO 11926)

92



6840



Male stud connector
ORFS-METRIC (ISO 6149)

93

6870



90° Adjustable stud
elbow ORFS-METRIC (ISO
6149)

94

6860



45° Adjustable stud
elbow ORFS-METRIC (ISO
6149)

95

6880



Adjustable stud Run Tee
ORFS-METRIC (ISO 6149)

96

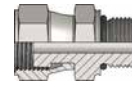
6890



Adjustable stud Branch
Tee ORFS-METRIC (ISO
6149)

96

6850



ORFS Swivel female -
Male Metric (ISO 6149)

97

6905



Male stud connector
ORFS-METRIC (Form E
ISO 9974-2)

98

6900



Male stud connector
ORFS-METRIC

99

6320



90° Adjustable stud
elbow ORFS-METRIC

100

6270



45° Adjustable stud
elbow ORFS-METRIC

101

6470



Adjustable stud Run Tee
ORFS-METRIC

102

6420



Adjustable stud Branch
Tee ORFS-METRIC

102



6830



Male stud connector
ORFS-NPTF

103

6230



90° Male stud elbows
ORFS-NPTF

104



6600



ORFS Male plug (ISO
8434-3)

104

6610



ORFS Female plug (ISO
8434-3)

105



MO



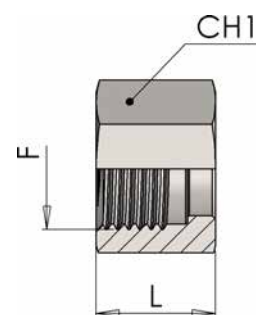
ORFS braze-on straight
connector (ISO 8434-3)

106

6010

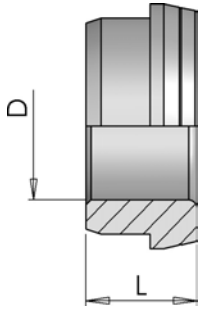
ORFS nut (ISO 8434-3)

NA



Product number	Ø tube		Thread	Dimension		Weight
	mm	inch	F	L	CH1	kg/unit
6010-06	6	1/4"	9/16-18	15	17	0,014
6010-09	8-10	5/16"-3/8"	11/16-16	17	22	0,017
6010-11	12	1/2"	13/16-16	20	24	0,029
6010-13	14-16	5/8"	1-14	24	30	0,046
6010-14	18-20	3/4"	1.3/16-12	26.5	36	0,069
6010-15	22-25	1"	1.7/16-12	27.5	41	0,109
6010-21	28-32	1.1/4"	1.11/16-12	27.5	50	0,126
6010-32	35-38	1.1/2"	2-12	27.5	60	0,195

6015



Metric sleeve (ISO 8434-3)

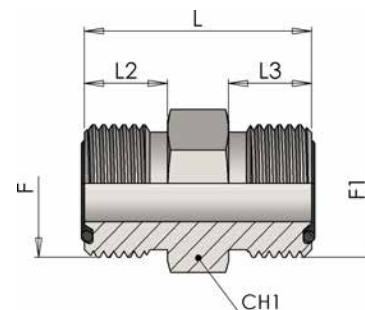
SL

Product number	Ø tube	Dimension		Weight
	mm	D	L	kg/unit
6015-06	06	06	8.5	0,004
6015-08	08	08	9.5	0,004
6015-10	10	10	9.5	0,005
6015-12	12	12	11.5	0,006
6015-14	14	14	11.5	0,01
6015-15	15	15	11.5	0,009
6015-16	16	16	11.5	0,008
6015-18	18	18	13	0,014
6015-20	20	20	13	0,015
6015-22	22	22	14.5	0,02
6015-25	25	25	14.5	0,023
6015-28	28	28	14	0,024
6015-30	30	30	14	0,025
6015-32	32	32	14	0,026
6015-35	35	35	13.5	0,036
6015-38	38	38	13.5	0,044

6000

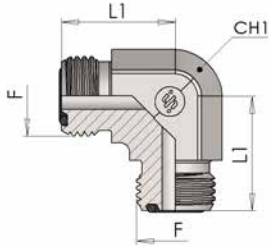
Male union (ISO 8434-3)

S



Product number	Ø tube		Thread		Dimension				Weight
	mm	inch	F	F1	L	L2	L3	CH1	kg/unit
6000-06	6	1/4"	9/16-18	9/16-18	27.5	10	10	17	0,028
6000-09	8-10	5/16"-3/8"	11/16-16	11/16-16	31	11	11	19	0,049
6000-11	12	1/2"	13/16-16	13/16-16	35.5	13	13	22	0,077
6000-11-09	8-12	5/16"-1/2"	13/16-16	11/16-16	33.5	13	11	22	0,067
6000-13	14-16	5/8"	1-14	1-14	42.5	15.5	15.5	27	0,129
6000-13-11	12-16	5/8"-1/2"	1-14	13/16-16	40	15.5	13	27	0,112
6000-14	18-20	3/4"	1.3/16-12	1.3/16-12	47	17	17	32	0,204
6000-14-13	14-20	5/8"-3/4"	1.3/16-12	1-14	45.5	17	15.5	32	0,186
6000-15	22-25	1"	1.7/16-12	1.7/16-12	49.5	17.5	17.5	41	0,291
6000-15-14	18-25	3/4"-1"	1.7/16-12	1.3/16-12	49	17.5	17	41	0,285
6000-21	28-32	1.1/4"	1.11/16-12	1.11/16-12	51.5	17.5	17.5	46	0,299
6000-21-15	25-32	1.1/4"	1.11/16-12	1.7/16-12	51.5	17.5	17.5	46	0,28
6000-32	35-38	1.1/2"	2-12	2-12	53	17.5	17.5	55	0,552

6300

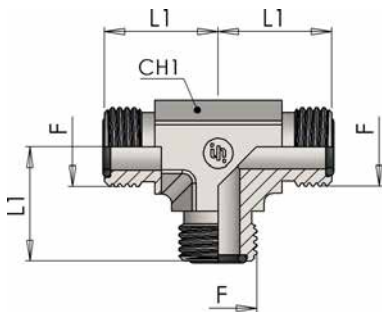


90° Union Elbow (ISO 8434-3)

E

Product number	Ø tube		Thread F	Dimension		Weight kg/unit
	mm	inch		L1	CH1	
6300-06	6	1/4"	9/16-18	21	14	0,047
6300-09	8-10	5/16"-3/8"	11/16-16	25	19	0,109
6300-11	12	1/2"	13/16-16	28	19	0,123
6300-13	14-16	5/8"	1-14	33.5	27	0,183
6300-14	18-20	3/4"	1.3/16-12	37.5	27	0,18
6300-15	22-25	1"	1.7/16-12	41.5	36	0,45
6300-21	28-32	1.1/4"	1.11/16-12	44.5	41	0,53
6300-32	35-38	1.1/2"	2-12	49	50	0,7

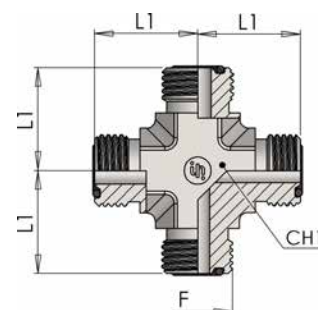
6350



ORFS Union Tee (ISO 8434-3)

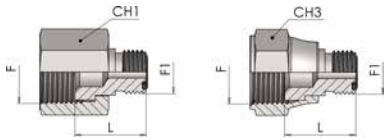
T

Product number	Ø tube		Thread F	Dimension		Weight kg/unit
	mm	inch		L1	CH1	
6350-06	6	1/4"	9/16-18	21	14	0,066
6350-09	8-10	5/16"-3/8"	11/16-16	25	19	0,114
6350-11	12	1/2"	13/16-16	28	19	0,199
6350-13	14-16	5/8"	1-14	33.5	27	0,239
6350-14	18-20	3/4"	1.3/16-12	37.5	27	0,321
6350-15	22-25	1"	1.7/16-12	41.5	36	0,488
6350-21	28-32	1.1/4"	1.11/16-12	44.5	41	0,768
6350-32	35-38	1.1/2"	2-12	49	50	0,866

6550**ORFS Union Cross (ISO 8434-3)****K**

Product number	Ø tube		Thread F	Dimension		Weight kg/unit
	mm	inch		L1	CH1	
6550-06	6	1/4"	9/16-18	21	14	0,072
6550-09	8-10	5/16"-3/8"	11/16-16	25	19	0,14
6550-11	12	1/2"	13/16-16	28	19	0,225
6550-13	14-16	5/8"	1-14	33.5	27	0,288
6550-14	18-20	3/4"	1.3/16-12	37.5	27	0,32

6056



ORFS Reducing male-female (ISO 8434-3)

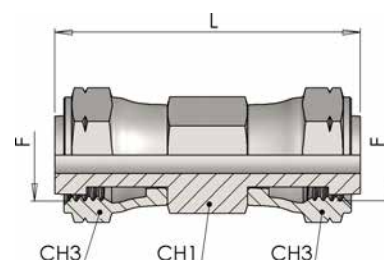
SRDS

Product number	Ø tube		Thread		Dimension			Weight kg/unit
	mm	inch	F	F1	L	CH1	CH3	
6056-09-06	10-06	3/8"-1/4"	11/16-16	9/16-18	19.5		22	0,021
6056-11-06	12-06	1/2"-1/4"	13/16-16	9/16-18	22	24		0,03
6056-11-09	12-10	1/2"-3/8"	13/16-16	11/16-16	22.5		24	0,033
6056-13-06	16-06	5/8"-1/4"	1-14	9/16-18	23	30		0,071
6056-13-09	16-10	5/8"-3/8"	1-14	11/16-16	24	30		0,073
6056-13-11	16-12	5/8"-1/2"	1-14	13/16-16	25.5	30		0,078
6056-14-06	20-06	3/4"-1/4"	1.3/16-12	9/16-18	25	36		0,085
6056-14-09	20-10	3/4"-3/8"	1.3/16-12	11/16-16	26	36		0,098
6056-14-11	20-12	3/4"-1/2"	1.3/16-12	13/16-16	27.5	36		0,105
6056-14-13	20-16	3/4"-5/8"	1.3/16-12	1-14	29.5		36	0,085
6056-15-11	25-12	1"-1/2"	1.7/16-12	13/16-16	29	41		0,135
6056-15-13	25-16	1"-5/8"	1.7/16-12	1-14	32	41		0,14
6056-15-14	25-20	1"-3/4"	1.7/16-12	1.3/16-12	33		41	0,133
6056-21-14	30-20	1.1/4"-3/4"	1.11/16-12	1.3/16-12	33.5	50		0,15
6056-21-15	30-25	1.1/4"-1"	1.11/16-12	1.7/16-12	38.5		50	0,2
6056-32-15	38-25	1.1/2"-1"	2-12	1.7/16-12	34	60		0,42
6056-32-21	38-30	1.1/2"-1.1/4"	2-12	1.11/16-12	34	60		0,42

6060

ORFS Straight swivel nut union (ISO 8434-3)

SWS

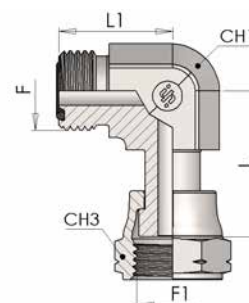


Product number	Ø tube		Thread F	Dimension			Weight kg/unit
	mm	inch		L	CH1	CH3	
6060-06-06	6	1/4"	9/16-18	40.4	17	17	0,053
6060-09-09	8-10	5/16"-3/8"	11/16-16	45	19	22	0,066
6060-11-11	12	1/2"	13/16-16	53.8	22	24	0,11
6060-13-13	14-16	5/8"	1-14	61.5	27	30	0,17
6060-14-14	18-20	3/4"	1.3/16-12	69.6	32	36	0,275

6205

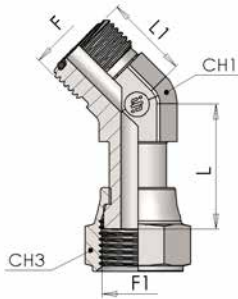
90° Swivel Elbow (ISO 8434-3)

SWE



Product number	Ø tube		Thread		Dimension				Weight kg/unit
	mm	inch	F	F1	L	L1	CH1	CH3	
6205-06	6	1/4"	9/16-18	9/16-18	27.5	21	14	17	0,045
6205-09	8-10	5/16"-3/8"	11/16-16	11/16-16	31	25	19	22	0,084
6205-11	12	1/2"	13/16-16	13/16-16	38	28	19	24	0,126
6205-13	14-16	5/8"	1-14	1-14	43	33.5	27	30	0,221
6205-14	18-20	3/4"	1.3/16-12	1.3/16-12	47.5	37.5	27	36	0,275
6205-15	22-25	1"	1.7/16-12	1.7/16-12	54	41.5	36	41	0,541
6205-21	28-32	1.1/4"	1.11/16-12	1.11/16-12	59	44.5	41	50	0,557
6205-32	35-38	1.1/2"	2-12	2-12	62	49	50	60	0,75

6255

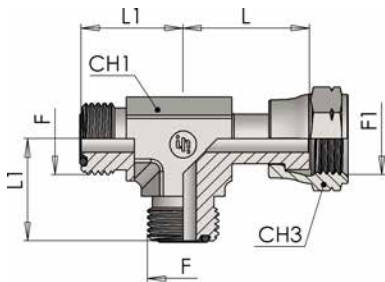


45° Swivel Elbow (ISO 8434-3)

SWE45

Product number	Ø tube		Thread		Dimension				Weight
	mm	inch	F	F1	L	L1	CH1	CH3	kg/unit
6255-06	6	1/4"	9/16-18	9/16-18	26	18	14	17	0,044
6255-09	8-10	5/16"-3/8"	11/16-16	11/16-16	28	20	19	22	0,082
6255-11	12	1/2"	13/16-16	13/16-16	33	22	19	24	0,11
6255-13	14-16	5/8"	1-14	1-14	36.5	23.5	27	30	0,19
6255-14	18-20	3/4"	1.3/16-12	1.3/16-12	41.5	26	27	36	0,215
6255-15	22-25	1"	1.7/16-12	1.7/16-12	46.5	32	36	41	0,3
6255-21	28-32	1.1/4"	1.11/16-12	1.11/16-12	50	33.5	41	50	0,5
6255-32	35-38	1.1/2"	2-12	2-12	52	37	50	60	0,745

6620



Swivel Run Tee (ISO 8434-3)

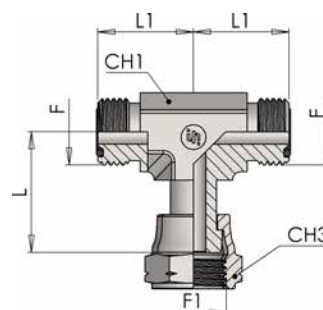
SWRT

Product number	Ø tube		Thread		Dimension				Weight
	mm	inch	F	F1	L	L1	CH1	CH3	kg/unit
6620-06	6	1/4"	9/16-18	9/16-18	27.5	21	14	17	0,066
6620-09	8-10	5/16"-3/8"	11/16-16	11/16-16	31	25	19	22	0,125
6620-11	12	1/2"	13/16-16	13/16-16	38	28	19	24	0,15
6620-13	14-16	5/8"	1-14	1-14	43	33.5	27	30	0,233
6620-14	18-20	3/4"	1.3/16-12	1.3/16-12	47.5	37.5	27	36	0,28
6620-15	22-25	1"	1.7/16-12	1.7/16-12	54	41.5	36	41	0,505
6620-21	28-32	1.1/4"	1.11/16-12	1.11/16-12	59	44.5	41	50	0,775
6620-32	35-38	1.1/2"	2-12	2-12	62	49	50	60	0,965

6630

Swivel Branch Tee (ISO 8434-3)

SWBT

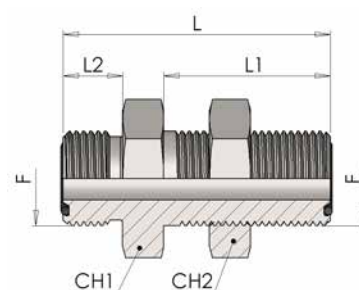


Product number	Ø tube		Thread		Dimension				Weight kg/unit
	mm	inch	F	F1	L	L1	CH1	CH3	
6630-06	6	1/4"	9/16-18	9/16-18	27.5	21	14	17	0,066
6630-09	8-10	5/16"-3/8"	11/16-16	11/16-16	32	25	19	22	0,125
6630-11	12	1/2"	13/16-16	13/16-16	38	28	19	24	0,15
6630-13	14-16	5/8"	1-14	1-14	43	34	27	30	0,233
6630-14	18-20	3/4"	1.3/16-12	1.3/16-12	47.5	37.5	27	36	0,28
6630-15	22-25	1"	1.7/16-12	1.7/16-12	54	41.5	36	41	0,505
6630-21	28-32	1.1/4"	1.11/16-12	1.11/16-12	59	44.5	41	50	0,775
6630-32	35-38	1.1/2"	2-12	2-12	62	49	50	60	0,965

6050

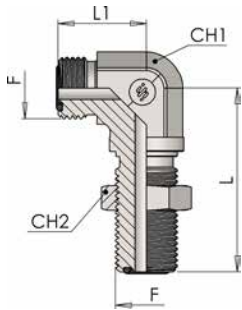
Bulkhead union (ISO 8434-3)

BHS



Product number	Ø tube		Thread	Dimension					Weight kg/unit
	mm	inch	F	L	L1	L2	CH1	CH2	
6050-06	6	1/4"	9/16-18	48	31.5	10	22	22	0,08
6050-09	8-10	5/16"-3/8"	11/16-16	53	34	11	27	27	0,14
6050-11	12	1/2"	13/16-16	58.5	36.5	13	30	30	0,155
6050-13	14-16	5/8"	1-14	66.5	40.5	15.5	36	36	0,31
6050-14	18-20	3/4"	1.3/16-12	69	41.5	17	41	41	0,34
6050-15	22-25	1"	1.7/16-12	70	42	17.5	46	46	0,436
6050-21	28-32	1.1/4"	1.11/16-12	70	42	17.5	50	50	0,51
6050-32	35-38	1.1/2"	2-12	70	42	17.5	60	60	0,674

6510

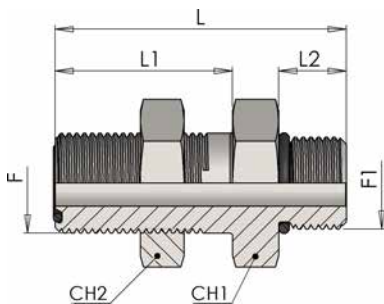


90° Bulkhead union (ISO 8434-3)

BHE

Product number	Ø tube		Thread	Dimension				Weight
	mm	inch	F	L	L1	CH1	CH2	kg/unit
6510-06	6	1/4"	9/16-18	47	21	14	22	0,078
6510-09	8-10	5/16"-3/8"	11/16-16	52	25	19	27	0,146
6510-11	12	1/2"	13/16-16	55	28	19	30	0,252
6510-13	14-16	5/8"	1-14	63	35	27	36	0,287
6510-14	18-20	3/4"	1.3/16-12	67	38	27	41	0,31
6510-15	22-25	1"	1.7/16-12	71	41.5	36	46	0,64

6150



Bulkhead unions ORFS/UNF (ISO 11926)

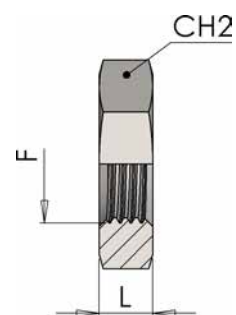
BHS

Product number	Ø tube		Thread		Dimension					Weight
	mm	inch	F	F1	L	L1	L2	CH1	CH2	kg/unit
6150-04-06	6	1/4"	9/16-18	7/16-20	54	31.5	11	22	22	0,075
6150-06-09	8-10	5/16"-3/8"	11/16-16	9/16-18	58	34	12	27	27	0,112
6150-08-11	12	1/2"	13/16-16	3/4-16	65	36.5	14	30	30	0,147
6150-10-13	14-16	5/8"	1-14	7/8-14	67	40.5	16	36	36	0,295
6150-12-14	18-20	3/4"	1.3/16-12	1.1/16-12	71	41.5	18.5	41	41	0,33

0107

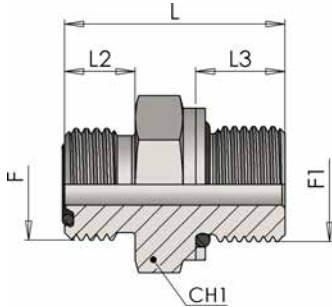
Bulkhead locknut

BHLN



Product number	Thread	Dimension		Weight
	F	L	CH2	kg/unit
0107-06	9/16-18	7	22	0,011
0107-09	11/16-16	8	27	0,025
0107-11	13/16-16	9	30	0,031
0107-13	1-14	11	36	0,053
0107-14	1.3/16-12	11	41	0,064
0107-15	1.7/16-12	11	46	0,068
0107-21	1.11/16-12	11	50	0,070
0107-32	2-12	11	60	0,100

6800



Male stud connector ORFS-BSP (ISO 1179)

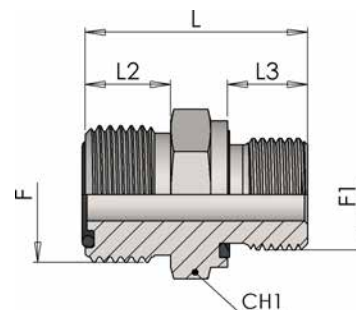
SDS

Product number	Ø tube		Thread		Dimension				Weight
	mm	inch	F	F1	L	L2	L3	CH1	kg/unit
6800-02-06	6	1/4"	9/16-18	G 1/8	25	10	8	17	0,029
6800-04-06	6	1/4"	9/16-18	G 1/4	30.5	10	12	19	0,042
6800-04-09	8-10	5/16"-3/8"	11/16-16	G 1/4	30.5	11	11	19	0,045
6800-04-11	12	1/2"	13/16-16	G 1/4	33	13	11	22	0,04
6800-06-06	6	1/4"	9/16-18	G 3/8	30	10	11	22	0,061
6800-06-09	8-10	5/16"-3/8"	11-16-16	G 3/8	31.5	11	11	22	0,063
6800-06-11	12	1/2"	13/16-16	G 3/8	35.5	13	11	22	0,06
6800-06-13	14-16	5/8"	1-14	G 3/8	36.5	15.5	11	27	0,093
6800-08-09	8-10	5/16"-3/8"	11/16-16	G 1/2	35.5	11	14.5	27	0,052
6800-08-11	12	1/2"	13/16-16	G 1/2	37.5	13	14.5	27	0,09
6800-08-13	14-16	5/8"	1-14	G 1/2	40	15.5	14.5	27	0,11
6800-08-14	18-20	3/4"	1.3/16-12	G 1/2	41.5	17	14.5	32	0,147
6800-12-11	12	1/2"	13/16-16	G 3/4	41	13	14.5	36	0,178
6800-12-13	14-16	5/8"	1-14	G 3/4	43.5	15.5	14.5	36	0,154
6800-12-14	18-20	3/4"	1.3/16-12	G 3/4	43.5	17	14.5	36	0,164
6800-12-15	22-25	1"	1.7/16-12	G 3/4	45.5	17.5	16	41	0,236
6800-16-14	18-20	3/4"	1.3/16-12	G 1	47.5	17	18.5	41	0,271
6800-16-15	22-25	1"	1.7/16-12	G 1	48	17.5	18.5	41	0,276
6800-16-21	28-32	1.1/4"	1.11/16-12	G 1	49.5	17.5	18.5	46	0,37
6800-20-15	22-25	1"	1.7/16-12	G 1.1/4	51.5	17.5	18.5	50	0,505
6800-20-21	28-32	1.1/4"	1.11/16-12	G 1.1/4	51.5	17.5	18.5	50	0,487
6800-24-32	35-38	1.1/2"	2-12	G 1.1/2	55.5	17.5	18.5	55	0,585

6805

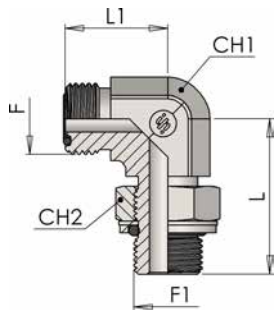
Male stud connector ORFS-BSPB (Form E ISO 1179-2)

SDS



Product number	Ø tube		Thread		Dimension				Weight
	mm	inch	F	F1	L	L2	L3	CH1	kg/unit
6805-02-06	6	1/4"	9/16-18	G 1/8	25	10	8	17	0,029
6805-04-06	6	1/4"	9/16-18	G 1/4	30.5	10	12	19	0,042
6805-04-09	8-10	5/16"-3/8"	11/16-16	G 1/4	31.5	11	12	19	0,045
6805-04-11	12	1/2"	13/16-16	G 1/4	33	13	12	22	0,040
6805-06-06	6	1/4"	9/16-18	G 3/8	30.5	10	12	22	0,061
6805-06-09	8-10	5/16"-3/8"	11/16-16	G 3/8	31.5	11	12	22	0,063
6805-06-11	12	1/2"	13/16-16	G 3/8	33.5	13	12	22	0,06
6805-06-13	14-16	5/8"	1-14	G 3/8	37	15.5	12	27	0,093
6805-08-06	6	1/4"	9/16-18	G 1/2	36	10	14	27	0,078
6805-08-09	8-10	5/16"-3/8"	11/16-16	G 1/2	35	11	14	27	0,052
6805-08-11	12	1/2"	13/16-16	G 1/2	37	13	14	27	0,090
6805-08-13	14-16	5/8"	1-14	G 1/2	39.5	15.5	14	27	0,110
6805-08-14	18-20	3/4"	1.3/16-12	G 1/2	43	17	14	32	0,147
6805-12-06	6	1/4"	9/16-18	G 3/4	39	10	16	32	0,117
6805-12-11	12	1/2"	13/16-16	G 3/4	41	13	16	32	0,151
6805-12-13	14-16	5/8"	1-14	G 3/4	43.5	15.5	16	32	0,154
6805-12-14	18-20	3/4"	1.3/16-12	G 3/4	45	17	16	32	0,164
6805-12-15	22-25	1"	1.7/16-12	G 3/4	49.5	17.5	16	41	0,236
6805-16-13	14-16	5/8"	1-14	G 1	46	15.5	18	41	0,271
6805-16-14	18-20	3/4"	1.3/16-12	G 1	47.5	17	18	41	0,276
6805-16-15	22-25	1"	1.7/16-12	G 1	49.5	17.5	18	41	0,37
6805-16-21	28-32	1.1/4"	1.11/16-12	G 1	53.5	17.5	18	46	0,505
6805-20-15	22-25	1"	1.7/16-12	G 1.1/4	54.5	17.5	20	50	0,487
6805-20-21	28-32	1.1/4"	1.11/16-12	G 1.1/4	51.5	17.5	20	50	0,532
6805-24-32	35-38	1.1/2"	2-12	G 1.1/2	55.5	17.5	22	55	0,585

6215



90° Adjustable stud elbow ORFS-BSP (ISO 1179)

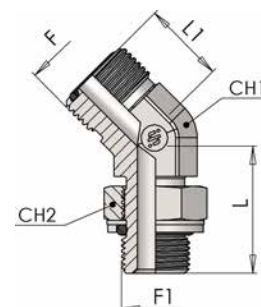
SDE

Product number	Ø tube		Thread		Dimension				Weight
	mm	inch	F	F1	L	L1	CH1	CH2	kg/unit
6215-02-06	6	1/4"	9/16-18	G 1/8	30	21	14	14	0,049
6215-04-06	6	1/4"	9/16-18	G 1/4	37	23	19	19	0,093
6215-04-09	8-10	5/16"-3/8"	11/16-16	G 1/4	37	25	19	19	0,097
6215-04-11	12	1/2"	13/16-16	G 1/4	37	28	19	19	0,108
6215-06-06	6	1/4"	9/16-18	G 3/8	38	23	19	22	0,099
6215-06-09	8-10	5/16"-3/8"	11/16-16	G 3/8	38	25	19	22	0,106
6215-06-11	12	1/2"	13/16-16	G 3/8	38	28	19	22	0,108
6215-06-13	14-16	5/8"	1-14	G 3/8	43	33.5	27	22	0,235
6215-08-09	8-10	5/16"-3/8"	11/16-16	G 1/2	48	29.5	27	27	0,12
6215-08-11	12	1/2"	13/16-16	G 1/2	48	30.5	27	27	0,239
6215-08-13	14-16	5/8"	1-14	G 1/2	48	33.5	27	27	0,274
6215-08-14	18-20	3/4"	1.3/16-12	G 1/2	48	37.5	27	27	0,297
6215-12-11	12	1/2"	13/16-16	G 3/4	51.5	32	27	36	0,258
6215-12-13	14-16	5/8"	1-14	G 3/4	51.5	33.5	27	36	0,352
6215-12-14	18-20	3/4"	1.3/16-12	G 3/4	51.5	37.5	27	36	0,355
6215-12-15	22-25	1"	1.7/16-12	G 3/4	54.5	41.5	36	36	0,533
6215-16-14	18-20	3/4"	1.3/16-12	G 1	59	39.5	36	41	0,362
6215-16-15	22-25	1"	1.7/16-12	G 1	59	41.5	36	41	0,551
6215-16-21	28-32	1.1/4"	1.11/16-12	G 1	60.5	44.5	41	41	0,712
6215-20-15	22-25	1"	1.7/16-12	G 1.1/4	62	43	41	50	0,758
6215-20-21	28-32	1.1/4"	1.11/16-12	G 1.1/4	62	44.5	41	50	0,752
6215-24-21	28-32	1.1/4"	1.11/16-12	G 1.1/2	65	46.5	50	55	0.821
6215-24-32	35-38	1.1/2"	2-12	G 1.1/2	65	49	50	55	0,953

6260

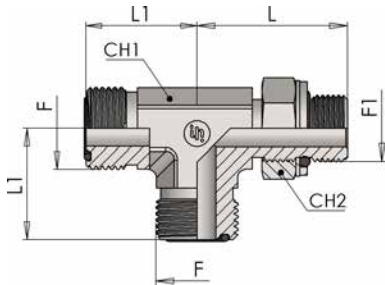
45° Adjustable stud elbow ORFS-BSP (ISO 1179)

SDE45



Product number	Ø tube		Thread		Dimension				Weight kg/unit
	mm	inch	F	F1	L	L1	CH1	CH2	
6260-02-06	6	1/4"	9/16-18	G 1/8	28	18	14	14	0,038
6260-04-06	6	1/4"	9/16-18	G 1/4	32.5	18.5	19	19	0,055
6260-04-09	8-10	5/16"-3/8"	11/16-16	G 1/4	32.5	19.5	19	19	0,085
6260-06-09	8-10	5/16"-3/8"	11/16-16	G 3/8	33.5	19.5	19	22	0,095
6260-06-11	12	1/2"	13/16-16	G 3/8	33.5	22	19	22	0,117
6260-08-09	8-10	5/16"-3/8"	11/16-16	G 1/2	42	22.5	27	27	0,107
6260-08-13	14-16	5/8"	1-14	G 1/2	42	26	27	27	0,191
6260-12-13	14-16	5/8"	1-14	G 3/4	46	26	27	36	0,205
6260-12-14	18-20	3/4"	1.3/16-12	G 3/4	46	27	27	36	0,245
6260-16-14	18-20	3/4"	1.3/16-12	G 1	51	29.5	36	41	0,325
6260-16-15	22-25	1"	1.7/16-12	G 1	51	30	36	41	0,394
6260-20-21	28-32	1.1/4"	1.11/16-12	G 1.1/4	52	32	41	50	0,430
6260-24-32	38	1.1/2"	2-12	G 1.1/2	55	37	50	55	0,872

6460



Adjustable stud Run Tee ORFS-BSP (ISO 1179)

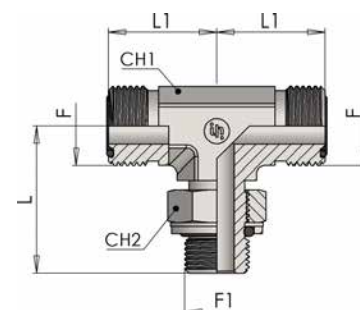
SDRT

Product number	Ø tube		Thread		Dimension				Weight kg/unit
	mm	inch	F	F1	L	L1	CH1	CH2	
6460-02-06	6	1/4"	9/16-18	G 1/8	30	21	14	14	0,069
6460-04-06	6	1/4"	9/16-18	G 1/4	37	23	19	19	0,097
6460-04-09	8-10	5/16"-3/8"	11/16-16	G 1/4	37	25	19	19	0,127
6460-06-06	6	1/4"	9/16-18	G 3/8	38	23	19	22	0,11
6460-06-09	8-10	5/16"-3/8"	11/16-16	G 3/8	38	25	19	22	0,126
6460-06-11	12	1/2"	13/16-16	G 3/8	38	28	19	22	0,146
6460-08-11	12	1/2"	13/16-16	G 1/2	48	30.5	27	27	0,174
6460-08-13	14-16	5/8"	1-14	G 1/2	48	33.5	27	27	0,288
6460-12-13	14-16	5/8"	1-14	G 3/4	51.5	33.5	27	36	0,31
6460-12-14	18-20	3/4"	1.3/16-12	G 3/4	51.5	37.5	27	36	0,49
6460-16-15	22-25	1"	1.7/16-12	G 1	59	41.5	36	41	0,55
6460-20-21	28-32	1.1/4"	1.11/16-12	G 1.1/4	62	44.5	41	50	0,825
6460-24-32	35-38	1.1/2"	2-12	G 1.1/2	65	49	50	55	0,95

6410

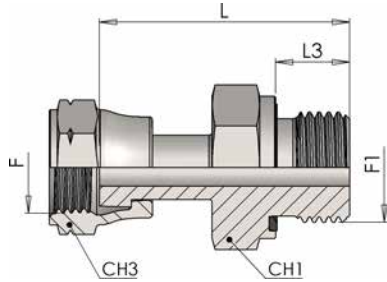
Adjustable stud Branch Tee ORFS- BSP (ISO 1179)

SDBT



Product number	Ø tube		Thread		Dimension				Weight kg/unit
	mm	inch	F	F1	L	L1	CH1	CH2	
6410-02-06	6	1/4"	9/16-18	G 1/8	30	21	14	14	0,069
6410-04-06	6	1/4"	9/16-18	G 1/4	37	23	19	19	0,097
6410-04-09	8-10	5/16"-3/8"	11/16-16	G 1/4	37	25	19	19	0,127
6410-06-06	6	1/4"	9/16-18	G 3/8	38	23	19	22	0,11
6410-06-09	8-10	5/16"-3/8"	11/16-16	G 3/8	38	25	19	22	0,126
6410-06-11	12	1/2"	13/16-16	G 3/8	38	28	19	22	0,146
6410-08-11	12	1/2"	13/16-16	G 1/2	48	30.5	27	27	0,174
6410-08-13	14-16	5/8"	1-14	G 1/2	48	33.5	27	27	0,288
6410-12-13	14-16	5/8"	1-14	G 3/4	51.5	33.5	27	36	0,31
6410-12-14	18-20	3/4"	1.3/16-12	G 3/4	51.5	37.5	27	36	0,49
6410-16-15	22-25	1"	1.7/16-12	G 1	59	41.5	36	41	0,55
6410-20-21	28-32	1.1/4"	1.11/16-12	G 1.1/4	62	44.5	41	50	0,825
6410-24-32	35-38	1.1/2"	2-12	G 1.1/2	65	49	50	55	0,95

6036



ORFS Swivel female - Male BSPP (Form E ISO 1179-2)

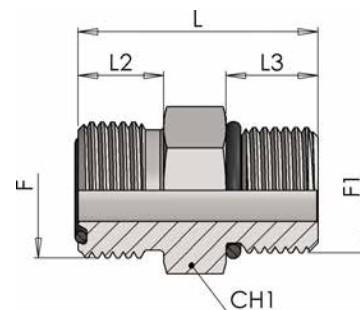
SWS

Product number	Ø tube		Thread		Dimension				Weight
	mm	inch	F	F1	L	L3	CH1	CH3	kg/unit
6036-02-06	6	1/4"	9/16-18	G 1/8	34	8	17	17	0,043
6036-04-06	6	1/4"	9/16-18	G 1/4	38	12	19	17	0,059
6036-04-09	8-10	5/16"-3/8"	11/16-16	G 1/4	40	12	19	22	0,072
6036-04-11	12	1/2"	13/16-16	G 1/4	47	12	22	24	0,098
6036-06-09	8-10	5/16"-3/8"	11/16-16	G 3/8	40	12	22	22	0,086
6036-06-11	12	1/2"	13/16-16	G 3/8	47	12	22	24	0,104
6036-08-09	8-10	5/16"-3/8"	11/16-16	G 1/2	42	14	27	22	0,092
6036-08-11	12	1/2"	13/16-16	G 1/2	49	14	27	24	0,142
6036-08-13	14-16	5/8"	1-14	G 1/2	52	14	27	30	0,165
6036-12-13	14-16	5/8"	1-14	G 3/4	54	16	32	30	0,185
6036-12-14	18-20	3/4"	1.3/16-12	G 3/4	57	16	32	36	0,266
6036-16-15	22-25	1"	1.7/16-12	G 1	67	18	41	41	0,414
6036-20-21	28-32	1.1/4"	1.11/16-12	G 1 1/4	69	20	50	50	0,623
6036-24-32	35-38	1.1/2"	2-12	G 1 1/2	72	22	55	60	0,885

6100

Male stud connector ORFS-UNF (ISO 11926)

SDS

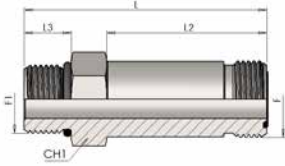


Product number	Ø tube		Thread		Dimension			Weight	
	mm	inch	F	F1	L	L2	L3	CH1	kg/unit
6100-04-06	6	1/4"	9/16-18	7/16-20	29	10	11	17	0,029
6100-04-09	8-10	5/16"-3/8"	11/16-16	7/16-20	34	11	11	19	0,047
6100-06-06	6	1/4"	9/16-18	9/16-18	31	10	12	19	0,036
6100-06-09	8-10	5/16"-3/8"	11/16-16	9/16-18	32	11	12	19	0,045
6100-06-11	12	1/2"	13/16-16	9/16-18	37	13	12	22	0,066
6100-08-06	6	1/4"	9/16-18	3/4-16	34	10	14	22	0,057
6100-08-09	8-10	5/16"-3/8"	11/16-16	3/4-16	35	11	14	22	0,062
6100-08-11	12	1/2"	13/16-16	3/4-16	38	13	14	22	0,073
6100-10-09	8-10	5/16"-3/8"	11/16-16	7/8-14	39	11	16	27	0,089
6100-10-11	12	1/2"	13/16-12	7/8-14	40	13	16	27	0,096
6100-10-13	14-16	5/8"	1-14	7/8-14	43.5	15.5	16	27	0,109
6100-10-14	18-20	3/4"	1.3/16-12	7/8-14	51	17	16	32	0,177
6100-12-11	12	1/2"	13/16-12	1.1/16-12	44	13	18.5	32	0,143
6100-12-13	14-16	5/8"	1-14	1.1/16-12	47	15.5	18.5	32	0,153
6100-12-14	18-20	3/4"	1.3/16-12	1.1/16-12	48.5	17	18.5	32	0,182
6100-12-15	22-25	1"	1.7/16-12	1.1/16-12	55	17.5	18.5	41	0,311
6100-16-14	18-20	3/4"	1.3/16-12	1.5/16-12	50	17	18.5	41	0,254
6100-16-15	22-25	1"	1.7/16-12	1.5/16-12	50	17.5	18.5	41	0,278
6100-20-15	22-25	1"	1.7/16-12	1.5/8-12	52.5	17.5	18.5	46	0,348
6100-20-21	28-32	1.1/4"	1.11/16-12	1.5/8-12	52.5	17.5	18.5	46	0,361
6100-24-21	28-32	1.1/4"	1.11/16-12	1.7/8-12	54	17.5	18.5	55	0,489
6100-24-32	35-38	1.1/2"	2-12	1.7/8-12	54	17.5	18.5	55	0,512

6925

Straight long stud connector (ISO 11926)

SDSL



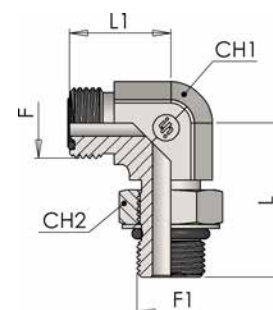
Product number	Ø tube		Thread		Dimension				Weight kg/unit
	mm	inch	F	F1	L	L2	L3	CH1	
6925-04-06	6	1/4"	9/16-18	7/16-20	53	34	11	17	0,051
6925-06-09	8-10	5/16"-3/8"	11/16-16	9/16-18	58	37	12	19	0,079
6925-08-11*	12	1/2"	13/16-16	3/4-16	68	45	14	22	0,125
6925-10-13*	14-16	5/8"	1-14	7/8-14	80	53	16	27	0,212
6925-12-14	18-20	3/4"	1.3/16-12	1.1/16-12	96	64	18.5	32	0,309
6925-16-15*	22-25	1"	1.7/16-12	1.5/16-12	105	73	18.5	41	0,435
6925-20-21*	28-32	1.1/4"	1.11/16-12	1.5/8-12	121	86	18.5	46	0,818
6925-24-32*	35-38	1.1/2"	2-12	1.7/8-12	134	97	18.5	55	1,430

*Minimum order quantity

6200

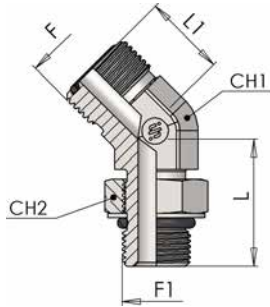
Adjustable stud elbow ORFS-UNF (ISO 11926)

SDE



Product number	Ø tube		Thread		Dimension				Weight kg/unit
	mm	inch	F	F1	L	L1	CH1	CH2	
6200-04-06	6	1/4"	9/16-18	7/16-20	32	21	14	17	0,053
6200-06-06	6	1/4"	9/16-18	9/16-18	37	23	19	19	0,066
6200-06-09	8-10	5/16"- 3/8"	11/16-16	9/16-18	37	25	19	19	0,068
6200-08-09	8-10	5/16"- 3/8"	11/16-16	3/4-16	41	25	19	24	0,111
6200-08-11	12	1/2"	13/16-16	3/4-16	41	28	19	24	0,164
6200-08-14	18-20	3/4"	1.3/16-12	3/4-16	47.5	38	27	24	0,26
6200-10-13	14-16	5/8"	1-14	7/8-14	50	33.5	27	27	0,214
6200-10-14	18-20	3/4"	1.3/16-16	7/8-14	52.5	38	27	27	0,275
6200-12-11	12	1/2"	13/16-16	1.1/16-12	55	33.5	27	36	0,364
6200-12-13	14-16	5/8"	1-14	1.1/16-12	55	36	27	36	0,304
6200-12-14	18-20	3/4"	1.3/16-12	1.1/16-12	55	37.5	27	36	0,350
6200-16-15	22-25	1"	1.7/16-12	1.5/16-12	59	41.5	36	41	0,490
6200-20-21	28-32	1.1/4"	1.11/16-12	1.5/8-12	62	44.5	41	50	0,695
6200-24-32	35-38	1.1/2"	2-12	1.7/8-12	67	49	50	55	0,775

6250



Adjustable stud elbow ORFS-UNF (ISO 11926)

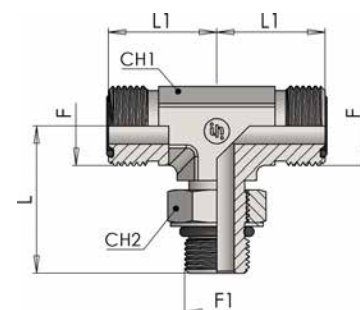
SDE45

Product number	Ø tube		Thread		Dimension				Weight
	mm	inch	F	F1	L	L1	CH1	CH2	kg/unit
6250-04-06	6	1/4"	9/16-18	7/16-20	30	18	14	17	0,045
6250-04-09	8-10	5/16"-3/8"	11/16-16	7/16-20	31.5	20	19	17	0.064
6250-06-09	8-10	5/16"-3/8"	11/16-16	9/16-18	33	20	19	19	0,083
6250-08-09	8-10	5/16"-3/8"	11/16-16	3/4-16	37	20	19	24	0.096
6250-08-11	12	1/2"	13/16-16	3/4-16	37	22	19	24	0,117
6250-08-13	14-16	5/8"	1-14	3/4-16	40.5	26	27	24	0.192
6250-10-13	14-16	5/8"	1-14	7/8-14	44	26	27	27	0,194
6250-12-14	18-20	3/4"	1.3/16-12	1.1/16-12	50	27	27	36	0,294
6250-16-15	22-25	1"	1.7/16-12	1.5/16-12	52.5	30	36	41	0,394
6250-20-21	28-32	1.1/4"	1.11/16-12	1.5/8-12	53.5	32	41	50	0,447
6250-24-32	38	1.1/2"	2-12	1.7/2-12	53.5	37	50	55	0,865

6400

Adjustable stud Branch Tee ORFS-UNF (ISO 11926)

SDBT

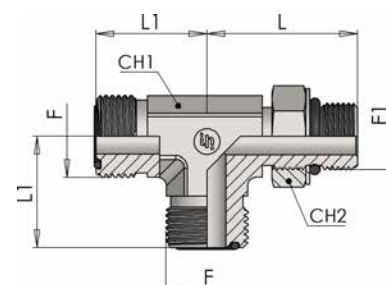


Product number	Ø tube		Thread		Dimension				Weight kg/unit
	mm	inch	F	F1	L	L1	CH1	CH2	
6400-04-06	6	1/4"	9/16-18	7/16-20	32	21	14	17	0,067
6400-06-09	8-10	5/16"-3/8"	11/16-16	9/16-18	37	25	19	19	0,131
6400-08-11	12	1/2"	13/16-16	3/4-16	41	28	19	24	0,187
6400-10-13	14-16	5/8"	1-14	7/8-16	50	33.5	27	27	0,279
6400-12-14	18-20	3/4"	1.3/16-12	1.1/16-12	55	37.5	27	36	0,441
6400-16-15	22-25	1"	1.7/16-12	1.5/16-12	59	41.5	36	41	0,539
6400-20-21	28-32	1.1/4"	1.11/16-12	1.5/8-12	62	44.5	41	50	0,851
6400-24-32	35-38	1.1/2"	2-12	1.7/8-12	67	49	50	55	0,942

6450

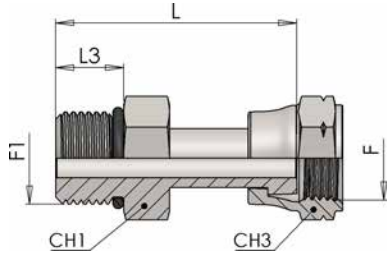
Adjustable stud Run Tee ORFS-UNF (ISO 11926)

SDRT



Product number	Ø tube		Thread		Dimension				Weight kg/unit
	mm	inch	F	F1	L	L1	CH1	CH2	
6450-04-06	6	1/4"	9/16-18	7/16-20	32	21	14	17	0,067
6450-06-09	8-10	5/16"-3/8"	11/16-16	9/16-18	37	25	19	19	0,131
6450-08-11	12	1/2"	13/16-16	3/4-16	41	28	19	24	0,187
6450-10-13	14-16	5/8"	1-14	7/8-16	50	33.5	27	27	0,279
6450-12-14	18-20	3/4"	1.3/16-12	1.1/16-12	55	37.5	27	36	0,441
6450-16-15	22-25	1"	1.7/16-12	1.5/16-12	59	41.5	36	41	0,539
6450-20-21	28-32	1.1/4"	1.11/16-12	1.5/8-12	62	44.5	41	50	0,851
6450-24-32	35-38	1.1/2"	2-12	1.7/8-12	67	49	50	55	0,942

6120



ORFS Swivel female - Male UN/UNF (ISO 11926)

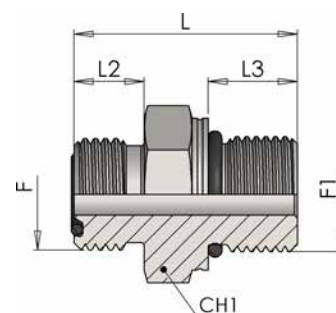
SDSWS

Product number	Ø tube		Thread		Dimension				Weight kg/unit
	mm	inch	F	F1	L	L3	CH1	CH3	
6120-04-06	6	1/4"	9/16-18	7/16-20	37	11	17	17	0,053
6120-06-09	8-10	5/16"-3/8"	11/16-16	9/16-18	40	12	19	22	0,066
6120-08-11	12	1/2"	13/16-16	3/4-16	50	14	22	24	0,11
6120-10-13	14-16	5/8"	1-14	7/8-14	54	16	27	30	0,173
6120-12-14	18-20	3/4"	1.3/16-12	1.1/16-12	59	18.5	32	36	0,275
6120-16-15	22-25	1"	1.7/16-12	1.5/16-12	68	18.5	41	41	0,462
6120-20-21	28-32	1.1/4"	1.11/16-12	1.5/8-12	68	18.5	46	50	0,622

6840

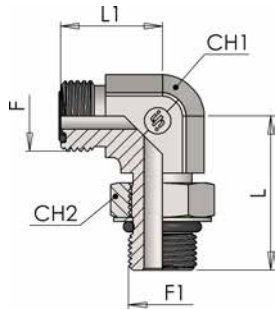
Male stud connector ORFS-METRIC (ISO 6149)

SDS



Product number	Ø tube		Thread		Dimension				Weight kg/unit
	mm	inch	F	F1	L	L2	L3	CH1	
6840-10-06	6	1/4"	9/16-18	M10x1	27	10	9.5	17	0,02
6840-12-06	6	1/4"	9/16-18	M12x1.5	28.5	10	11	17	0,024
6840-12-09	8-10	5/16"-3/8"	11/16-16	M12x1.5	32	11	11	19	0,04
6840-14-06	6	1/4"	9/16-18	M14x1,5	29.5	10	11	19	0,03
6840-14-09	8-10	5/16"-3/8"	11/16-16	M14x1,5	30.5	11	11	19	0,043
6840-14-11	12	1/2"	13/16-16	M14x1,5	33.5	13	11	22	0,04
6840-16-09	8-10	5/16"-3/8"	11/16-16	M16x1,5	33.5	11	12.5	22	0,043
6840-16-11	12	1/2"	13/16-16	M16x1,5	36.5	13	12.5	22	0,058
6840-18-09	8-10	5/16"-3/8"	11/16-16	M18x1,5	34	11	14	24	0,045
6840-18-11	12	1/2"	13/16-16	M18x1,5	38	13	14	24	0,055
6840-18-13	14-16	5/8"	1-14	M18x1,5	41	15.5	14	27	0,12
6840-22-09	8-10	5/16"-3/8"	11/16-16	M22x1,5	37.5	11	15	27	0,052
6840-22-11	12	1/2"	13/16-16	M22x1,5	39.5	13	15	27	0,06
6840-22-13	14-16	5/8"	1-14	M22x1,5	42	15.5	15	27	0,127
6840-22-14	18-20	3/4"	1.3/16-12	M22x1,5	45	17	15	32	0,17
6840-27-11	12	1/2"	13/16-16	M27x2	44.5	13	18.5	32	0,07
6840-27-14	18-20	3/4"	1.3/16-12	M27x2	48.5	17	18.5	32	0,187
6840-27-15	22-25	1"	1.7/16-12	M27x2	52	17.5	18.5	41	0,23
6840-33-14	18-20	3/4"	1.3/16-12	M33x2	51.5	17	18.5	41	0,2
6840-33-15	22-25	1"	1.7/16-12	M33x2	52	17.5	18.5	41	0,27
6840-33-21	28-32	1.1/4"	1.11/16-12	M33x2	54	17.5	18.5	46	0,37
6840-42-21	28-32	1.1/4"	1.11/16-12	M42x2	54.5	17.5	19	50	0,39
6840-42-32	35-38	1.1/2"	2-12	M42x2	54.5	17.5	19	55	0,4
6840-48-32	35-38	1.1/2"	2-12	M48x2	57	17.5	21.5	55	0,412

6870



90° Adjustable stud elbow ORFS-METRIC (ISO 6149)

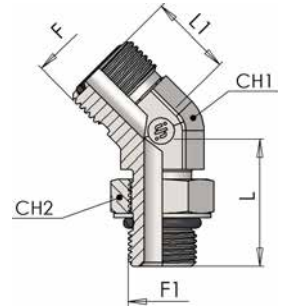
SDE

Product number	Ø tube		Thread		Dimension				Weight
	mm	inch	F	F1	L	L1	CH1	CH2	kg/unit
6870-10-06	6	1/4"	9/16-18	M10x1	30	21	14	14	0,050
6870-12-06	6	1/4"	9/16-18	M12x1.5	33	21	14	17	0,052
6870-12-09	8-10	5/16"-3/8"	11/16-16	M12x1.5	35	25	19	17	0,085
6870-14-09	8-10	5/16"-3/8"	11/16-16	M14x1.5	36	25	19	19	0,069
6870-16-09	8-10	5/16"-3/8"	11/16-16	M16x1.5	38	25	19	22	0,079
6870-18-09	8-10	5/16"-3/8"	11/16-16	M18x1.5	41	25	19	24	0,115
6870-18-11	12	1/2"	13/16-16	M18x1.5	41	28	19	24	0,123
6870-18-13	14-16	5/8"	1-14	M18x1.5	45.5	33.5	27	24	0,190
6870-22-13	14-16	5/8"	1-14	M22x1.5	50	33.5	27	27	0,215
6870-27-14	18-20	3/4"	1.3/16-12	M27x2	55	37.5	27	32	0,420
6870-33-15	22-25	1"	1.7/16-12	M33x2	59	41.5	36	41	0,500
6870-42-21	28-32	1.1/4"	1.11/16-12	M42x2	62	44.5	41	50	0,560
6870-48-32	35-38	1.1/2"	2-12	M48x2	68	49	50	55	0,685

6860

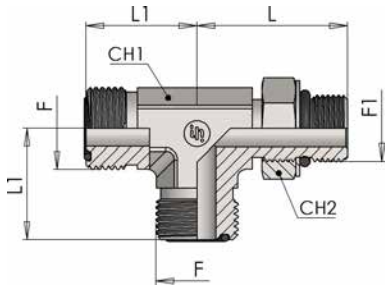
45° Adjustable stud elbow ORFS-METRIC (ISO 6149)

SDE45



Product number	Ø tube		Thread		Dimension				Weight
	mm	inch	F	F1	L	L1	CH1	CH2	kg/unit
6860-12-06	6	1/4"	9/16-18	M12x1.5	30	18	14	17	0,045
6860-14-09	8-10	5/16"-3/8"	11/16-16	M14x1.5	32	19.5	19	19	0,075
6860-16-09	8-10	5/16"-3/8"	11/16-16	M16x1.5	34	19.5	19	22	0,080
6860-18-11	12	1/2"	13/16-16	M18x1.5	37	22	19	24	0,110
6860-18-13	14-16	5/8"	1-14	M18x1.5	40	26	27	24	0,170
6860-22-13	14-16	5/8"	1-14	M22x1.5	44	26	27	27	0,190
6860-27-14	18-20	3/4"	1.3/16-12	M27x2	50	27	27	32	0,250
6860-33-15	22-25	1"	1.7/16-12	M33x2	52.5	30	36	41	0,300
6860-42-21	28-32	1.1/4"	1.11/16-12	M42x2	54	32	41	50	0,445
6860-48-32	35-38	1.1/2"	2-12	M48X2	56.5	37	50	55	0,889

6880

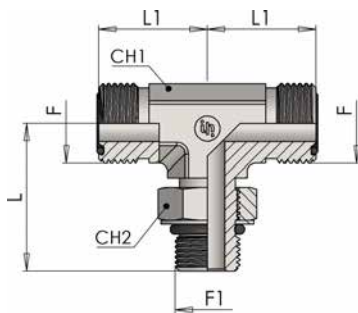


Adjustable stud Run Tee ORFS-METRIC (ISO 6149)

SDRT

Product number	Ø tube		Thread		Dimension				Weight kg/unit
	mm	inch	F	F1	L	L1	CH1	CH2	
6880-12-06	6	1/4"	9/16-18	M12x1.5	33	21	14	17	0.066
6880-14-09	8-10	5/16"-3/8"	11/16-16	M14x1.5	36	25	19	19	0.080
6880-16-09	8-10	5/16"-3/8"	11/16-16	M16x1.5	38	25	19	22	0.085
6880-18-11	12	1/2"	13/16-16	M18x1.5	41	28	19	24	0.200
6880-22-13	14-16	5/8"	1-14	M22x1.5	50	33.5	27	27	0.280
6880-27-14	18-20	3/4"	1.3/16-12	M27x2	55	37.5	27	32	0.530
6880-33-15	22-25	1"	1.7/16-12	M33x2	59	41.5	36	41	0.650
6880-42-21	28-32	1.1/4"	1.11/16-12	M42x2	62	44.5	41	50	0.730
6880-48-32	35-38	1.1/2"	2-12	M48x2	68	49	50	55	0.890

6890



Adjustable stud Branch Tee ORFS-METRIC (ISO 6149)

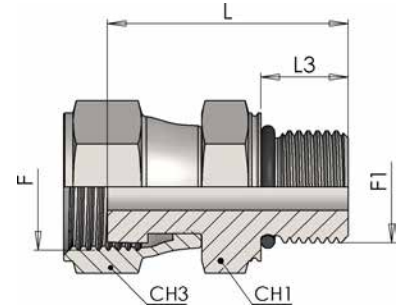
SDBT

Product number	Ø tube		Thread		Dimension				Weight kg/unit
	mm	inch	F	F1	L	L1	CH1	CH2	
6890-12-06	6	1/4"	9/16-18	M12x1.5	33	21	14	17	0.066
6890-14-09	8-10	5/16"-3/8"	11/16-16	M14x1.5	36	25	19	19	0.080
6890-16-09	8-10	5/16"-3/8"	11/16-16	M16x1.5	38	25	19	22	0.085
6890-18-11	12	1/2"	13/16-16	M18x1.5	41	28	19	24	0.200
6890-22-13	14-16	5/8"	1-14	M22x1.5	50	33.5	27	27	0.280
6890-27-14	18-20	3/4"	1.3/16-12	M27x2	55	37.5	27	32	0.530
6890-33-15	22-25	1"	1.7/16-12	M33x2	59	41.5	36	41	0.650
6890-42-21	28-32	1.1/4"	1.11/16-12	M42x2	62	44.5	41	50	0.730
6890-48-32	35-38	1.1/2"	2-12	M48x2	68	49	50	55	0.890

6850

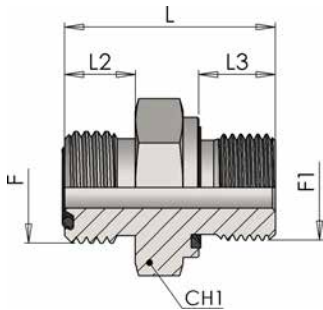
ORFS Swivel female - Male Metric (ISO 6149)

SDSWS



Product number	Ø tube		Thread		Dimension				Weight
	mm	inch	F	F1	L	L3	CH1	CH3	kg/unit
6850-12-06	6	1/4"	9/16-18	M12x1,5	37	11	17	17	0,053
6850-16-09	8-10	5/16"-3/8"	11/16-16	M16x1,5	40.5	12.5	22	22	0,072
6850-18-11	12	1/2"	13/16-16	M18x1,5	49.5	14	24	24	0,11
6850-22-13	14-16	5/8"	1-14	M22x1,5	53	15	27	30	0,173
6850-27-14	18-20	3/4"	1.3/16-12	M27x2	59.5	18.5	32	36	0,275
6850-33-15	22-25	1"	1.7/16-12	M33x2	67.5	18.5	41	41	0,462
6850-42-21	28-32	1.1/4"	1.11/16-12	M42x2	68	19	50	50	0,622
6850-48-32	35-38	1.1/2"	2-12	M48x2	70.5	21.5	55	60	0,885

6905



Male stud connector ORFS-METRICO (Form E ISO 9974-2)

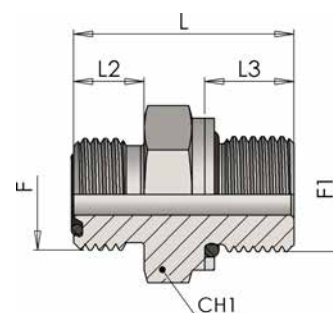
SDS

Product number	Ø tube		Thread		Dimension				Weight kg/unit
	mm	inch	F	F1	L	L2	L3	CH1	
6905-10-06	6	1/4"	9/16-18	M10x1	25	10	8	17	0,020
6905-12-06	6	1/4"	9/16-18	M12x1.5	29	10	12	17	0,024
6905-12-09	8-10	5/16"-3/8"	11/16-16	M12x1.5	31.5	11	12	19	0,040
6905-14-06	6	1/4"	9/16-18	M14x1.5	30.5	10	12	19	0,030
6905-14-09	8-10	5/16"-3/8"	11/16-16	M14x1.5	31.5	11	12	19	0,043
6905-16-09	8-10	5/16"-3/8"	11/16-16	M16x1.5	31.5	11	12	22	0,043
6905-16-11	12	1/2"	13/16-16	M16x1.5	33.5	13	12	22	0,058
6905-18-06	6	1/4"	9/16-18	M18x1.5	31.5	10	12	24	0,054
6905-18-11	12	1/2"	13/16-16	M18x1.5	36	13	12	24	0,050
6905-18-13	14-16	5/8"	1-14	M18x1.5	37.5	15.5	12	27	0,120
6905-22-13	14-16	5/8"	1-14	M22x1.5	39.5	15.5	14	27	0,127
6905-27-14	18-20	3/4"	1.3/16-12	M27x2	45	17	16	32	0,187
6905-33-15	22-25	1"	1.7/16-12	M33x2	48	17.5	18	41	0,270
6905-33-21	28-32	1.1/4"	1.11/16-12	M33x2	50	17.5	18	46	0,338
6905-42-21	28-32	1.1/4"	1.11/16-12	M42x2	51.5	17.5	20	50	0,390
6905-48-32	35-38	1.1/2"	2-12	M48x2	55.5	17.5	22	55	0,412

6900

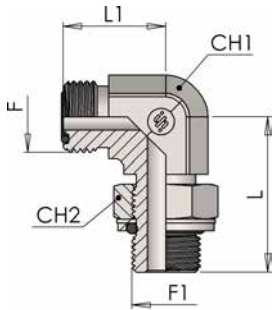
Male stud connector ORFS-METRIC with O-ring and retaining ring

SDS



Product number	Ø tube		Thread		Dimension				Weight
	mm	inch	F	F1	L	L2	L3	CH1	kg/unit
6900-10-06	6	1/4"	9/16-18	M10x1	26	10	9.5	17	0,021
6900-12-06	6	1/4"	9/16-18	M12x1,5	28.5	10	11	17	0,024
6900-14-09	8-10	5/16"-3/8"	11/16-16	M14x1,5	30.5	11	11	19	0,043
6900-16-09	8-10	5/16"-3/8"	11/16-16	M16x1,5	33	11	12.5	22	0,052
6900-18-11	12	1/2"	13/16-16	M18x1,5	38	13	14	24	0,079
6900-22-13	14-16	5/8"	1-14	M22x1,5	40.5	15.5	15	27	0,127
6900-27-14	18-20	3/4"	1.3/16-12	M27x2	48	17	18.5	32	0,175
6900-33-15	22-25	1"	1.7/16-12	M33x2	50	17.5	18.5	41	0,271
6900-42-21	28-32	1.1/4"	1.11/16-12	M42x2	51.5	17.5	19	50	0,411
6900-48-32	35-38	1.1/2"	2-12	M48x2	55	17.5	21.5	55	0,523

6320



90° Adjustable stud elbow ORFS-METRIC with O-ring and retaining ring

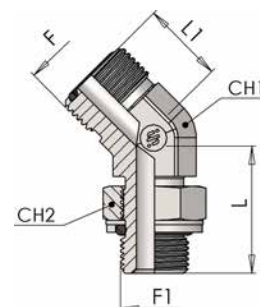
SDE

Product number	Ø tube		Thread		Dimension				Weight
	mm	inch	F	F1	L	L1	CH1	CH2	kg/unit
6320-10-06	6	1/4"	9/16-18	M10X1	30	21	14	14	0,054
6320-12-06	6	1/4"	9/16-18	M12X1.5	33	21	14	17	0,064
6320-12-09	8-10	5/16"-3/8"	11/16-16	M12X1.5	35	25	19	17	0,096
6320-14-09	8-10	5/16"-3/8"	11/16-16	M14X1.5	36	25	19	19	0,101
6320-16-09	8-10	5/16"-3/8"	11/16-16	M16X1.5	38	25	19	22	0,119
6320-16-11	12	1/2"	13/16-16	M16X1.5	38	28	19	22	0,129
6320-18-09	8-10	5/16"-3/8"	11/16-16	M18x1.5	41	25	19	24	0,115
6320-18-11	12	1/2"	13/16-16	M18X1.5	41	28	19	24	0,123
6320-18-13	14-16	5/8"	1-14	M18X1.5	45.5	33.5	27	24	0,160
6320-22-13	14-16	5/8"	1-14	M22X1.5	50	33.5	27	27	0,190
6320-22-14	18-20	3/4"	1.3/16-12	M22X1.5	50	37.5	27	27	0,205
6320-27-14	18-20	3/4"	1.3/16-12	M27X2	55	37.5	27	32	0,235
6320-27-15	22-25	1"	1.7/16-12	M27X2	57	41.5	36	32	0,270
6320-33-15	22-25	1"	1.7/16-12	M33X2	59	41.5	36	41	0,300
6320-42-21	28-32	1.1/4"	1.11/16-12	M42X2	62	44.5	41	50	0,445
6320-48-32	35-38	1.1/2"	2-12	M48X2	68	49	50	55	0,570

6270

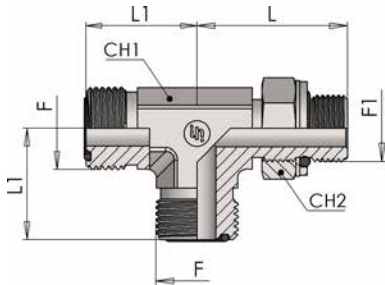
45° Adjustable stud elbow ORFS-METRIC with O-ring and retaining ring

SDE45



Product number	Ø tube		Thread		Dimension				Weight
	mm	inch	F	F1	L	L1	CH1	CH2	kg/unit
6270-10-06	6	1/4"	9/16-18	M10X1	28	18	14	14	0,038
6270-12-06	6	1/4"	9/16-18	M12X1.5	30	18	14	17	0,044
6270-14-09	8-10	5/16"-3/8"	11/16-16	M14X1.5	32	19.5	19	19	0,075
6270-16-09	8-10	5/16"-3/8"	11/16-16	M16X1.5	34	19.5	19	22	0,082
6270-18-11	12	1/2"	13/16-16	M18X1.5	37	22	19	24	0,110
6270-18-13	14-16	5/8"	1-14	M18X1.5	40	26	27	24	0,160
6270-22-13	14-16	5/8"	1-14	M22X1.5	44	26	27	27	0,190
6270-27-14	18-20	3/4"	1.3/16-12	M27X2	50	27	27	32	0,235
6270-33-15	22-25	1"	1.7/16-12	M33X2	52.5	30	36	41	0,300
6270-42-21	28-32	1.1/4"	1.11/16-12	M42X2	54	32	41	50	0,445
6270-48-32	38	1.1/2"	2-12	M48x2	56.5	37	50	55	0,889

6470

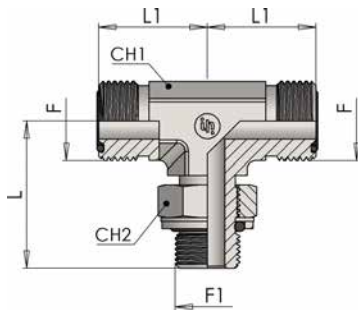


Adjustable stud Run Tee ORFS-METRIC with O-ring and retaining ring

SDRT

Product number	Ø tube		Thread		Dimension				Weight kg/unit
	mm	inch	F	F1	L	L1	CH1	CH2	
6470-12-06	6	1/4"	9/16-18	M12X1.5	33	21	14	17	0,066
6470-14-09	8-10	5/16"-3/8"	11/16-16	M14X1.5	36	25	19	19	0,097
6470-16-09	8-10	5/16"-3/8"	11/16-16	M16X1.5	38	25	19	22	0,131
6470-18-11	12	1/2"	13/16-16	M18X1.5	41	28	19	24	0,2
6470-22-13	14-16	5/8"	1-14	M22X1.5	50	33.5	27	27	0,283
6470-27-14	18-20	3/4"	1.3/16-12	M27X2	55	37.5	27	32	0,549
6470-33-15	22-25	1"	1.7/16-12	M33X2	59	41.5	36	41	0,652
6470-42-21	28-32	1.1/4"	1.11/16-12	M42X2	62	44.5	41	50	0,824
6470-48-32	35-38	1.1/2"	2-12	M48X2	68	49	50	55	0,94

6420



Adjustable stud Branch Tee ORFS-METRIC with O-ring and retaining ring

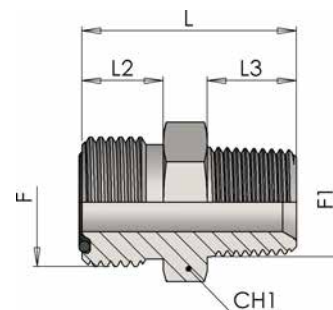
SDBT

Product number	Ø tube		Thread		Dimension				Weight kg/unit
	mm	inch	F	F1	L	L1	CH1	CH2	
6420-12-06	6	1/4"	9/16-18	M12X1.5	33	21	14	17	0,066
6420-14-09	8-10	5/16"-3/8"	11/16-16	M14X1.5	36	25	19	19	0,097
6420-16-09	8-10	5/16"-3/8"	11/16-16	M16X1.5	38	25	19	22	0,131
6420-18-11	12	1/2"	13/16-16	M18X1.5	41	28	19	24	0,187
6420-22-13	14-16	5/8"	1-14	M22X1.5	50	33.5	27	27	0,283
6420-27-14	18-20	3/4"	1.3/16-12	M27X2	55	37.5	27	32	0,549
6420-33-15	22-25	1"	1.7/16-12	M33X2	59	41.5	36	41	0,565
6420-42-21	28-32	1.1/4"	1.11/16-12	M42X2	62	44.5	41	50	0,824
6420-48-32	35-38	1.1/2"	2-12	M48X2	68	49	50	55	0,94

6830

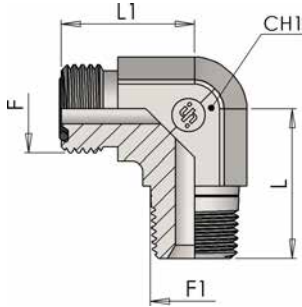
Male stud connector ORFS-NPTF

SDS



Product number	Ø tube		Thread		Dimension				Weight kg/unit
	mm	inch	F	F1	L	L2	L3	CH1	
6830-02-06	6	1/4"	9/16-18	1/8-27 NPTF	27	10	10	17	0,026
6830-04-06	6	1/4"	9/16-18	1/4-18 NPTF	33	10	14.5	17	0,034
6830-04-09	8-10	5/16"-3/8"	11/16-16	1/4-18 NPTF	34	11	14.5	19	0,039
6830-06-06	6	1/4"	9/16-18	3/8-18 NPTF	33	10	14.5	19	0,047
6830-06-09	8-10	5/16"-3/8"	11/16-16	3/8-18 NPTF	34	11	14.5	19	0,052
6830-06-11	12	1/2"	13/16-16	3/8-18 NPTF	37	13	14.5	22	0,083
6830-08-09	8-10	5/16"-3/8"	11/16-16	1/2-14 NPTF	35	11	19	22	0,082
6830-08-11	12	1/2"	13/16-16	1/2-14 NPT	42	13	19	22	0,084
6830-08-13	14-16	5/8"	1-14	1/2-14 NPTF	44.5	15.5	19	27	0,115
6830-08-14	18-20	3/4"	1.3/16-12	1/2-14 NPTF	48	17	19	32	0,165
6830-12-11	8-10	5/16"-3/8"	13/16-16	3/4-14 NPTF	45	13	19	27	0,166
6830-12-13	14-16	5/8"	1-14	3/4-14 NPTF	46.5	15.5	19	27	0,138
6830-12-14	18-20	3/4"	1.3/16-12	3/4-14 NPTF	48	17	19	32	0,179
6830-12-15	22-25	1"	1.7/16-12	3/4-14 NPTF	49	17.5	19	41	0,238
6830-16-14	18-20	3/4"	1.3/16-12	1-11.1/2 NPTF	53.5	17	24	36	0,225
6830-16-15	22-25	1"	1.7/16-12	1-11.1/2 NPTF	54	17.5	24	41	0,271
6830-20-21	28-32	1.1/4"	1.11/16-12	1.1/4-11.1/2 NPTF	56	17.5	24.5	46	0,424
6830-24-32	35-38	1.1/2"	2-12	1.1/2-11.1/2 NPTF	59	17.5	25.5	55	0,534

6230

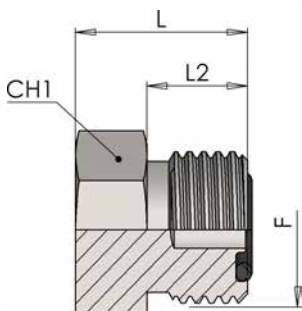


90° Male stud elbows ORFS-NPTF

SDE

Product number	Ø tube		Thread		Dimension			Weight kg/unit
	mm	inch	F	F1	L	L1	CH1	
6230-02-06	6	1/4"	9/16-18	1/8-27 NPTF	21	21	14	0.040
6230-04-06	6	1/4"	9/16-18	1/4-18 NPTF	27.5	21	14	0.050
6230-06-09	8-10	5/16"-3/8"	11/16-16	3/8-18 NPTF	31	25	19	0.080
6230-06-11	12	1/2"	13/16-16	3/8-18 NPTF	31	28	19	0.090
6230-08-11	12	1/2"	13/16-16	1/2-14 NPTF	37	28	22	0.125
6230-08-13	14-16	5/8"	1-14	1/2-14 NPTF	36	33.5	27	0.155
6230-12-14	18-20	3/4"	1.3/16-12	3/4-14 NPTF	40.5	37.5	27	0.205
6230-16-15	22-25	1"	1.7/16-12	1-11.1/2 NPTF	50	41.5	36	0.385
6230-20-21	28-32	1.1/4"	1.11/16-12	1.1/4-1.1/2 NPTF	60.5	44.5	41	0.470
6230-24-32	35-38	1.1/2"	2-12	1.1/2-11.1/2 NPTF	67	49	50	0.605

6600



ORFS Male plug (ISO 8434-3)

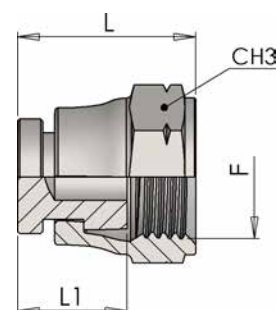
PL

Product number	Ø tube		Thread	Dimension			Weight kg/unit
	mm	inch	F	L	L2	CH1	
6600-06	6	1/4"	9/16-18	16.5	10	17	0,018
6600-09	8-10	5/16"-3/8"	11/16-16	19	11	19	0,034
6600-11	12	1/2"	13/16-16	22	13	22	0,045
6600-13	14-16	5/8"	1-14	26	15.5	27	0,091
6600-14	18-20	3/4"	1.3/16-12	27.5	17	32	0,138
6600-15	22-25	1"	1.7/16-12	28	17.5	41	0,203
6600-21	28-32	1.1/4"	1.11/16-12	28	17.5	46	0,266
6600-32	35-38	1.1/2"	2-12	28	17.5	55	0,369

6610

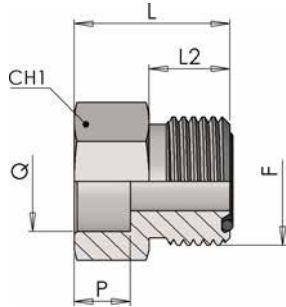
ORFS Female plug (ISO 8434-3)

CP



Product number	Ø tube		Thread F	Dimension			Weight kg/unit
	mm	inch		L	L1	CH3	
6610-06	6	1/4"	9/16-18	17	9	17	0,0275
6610-09	8-10	5/16"-3/8"	11/16-16	19	10.5	22	0,0385
6610-11	12	1/2"	13/16-16	22	12	24	0,0484
6610-13	14-16	5/8"	1-14	26	13.5	30	0,0874
6610-14	18-20	3/4"	1.3/16-12	28.5	15	36	0,1253
6610-15	22-25	1"	1.7/16-12	29.5	16	41	0,1671
6610-21	30-32	1.1/4"	1.11/16-12	29.5	16	50	0,3157
6610-32	35-38	1.1/2"	2-12	29.5	16	60	0,457

MO



ORFS braze-on straight connector (ISO 8434-3)

BRS

Product number	Ø tube		Thread	Dimension						Weight	O'Ring
	mm	inch	F	Q	P	L	L2	CH1	CH3	kg/unit	Part number
MO-06-10	6	9/16-18	9/16-18	10	8.5	22	10	17	0,023	0.023	8-107
MO-09-10	8-10	11/16-16	11/16-16	10	8.5	23	11	19	0,036	0.036	8-110
MO-09-12	8-10	11/16-16	11/16-16	10	8.5	23	11	19	0,03	0.030	8-110
MO-11-12	12	13/16-16	13/16-16	12	8.5	23	13	22	0,044	0.044	8-2050
MO-11-16	12	13/16-16	13/16-16	16	9	24.5	13	22	0,042	0.042	8-2050
MO-13-16	16	1-14	1-14	16	9	28	15.5	27	0,104	0.104	8-2062
MO-14-20	18-20	1.3/16-12	1.3/16-12	20	12.5	33.5	17	32	0,144	0.144	8-2075
MO-14-25	18-20	1.3/16-12	1.3/16-12	20	14	35	17	32	0,22	0.220	8-2075
MO-15-25	25	1.7/16-12	1.7/16-12	25	14	38.5	17.5	41	0,225	0.225	8-2080
MO-15-30	25	1.7/16-12	1.7/16-12	30	14	38.5	17.5	41	0,276	0.276	8-2080
MO-21-32	30-32	1.11/16-12	1.11/16-12	32	14	38.5	17.5	46	0,278	0.278	8-2118
MO-21-38	30-32	1.11/16-12	1.11/16-12	38	14	38.5	17.5	50	0,371	0.371	8-2118

Items supplied WITHOUT o-ring seal

Adapters JIC 37°





5000



Nut (ISO 8434-2)

113



5010

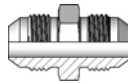


Metric sleeve (ISO 8434-2)

114



1900



Male union (ISO 8434-2)

115

5100



90° Union Elbow (ISO 8434-2)

116

5120



Union Tee (ISO 8434-2)

116

5900

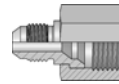


Union Cross (ISO 8434-2)

117



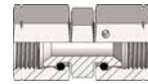
5056



JIC Reducing male-female

118

5045



JIC Straight swivel nut union (ISO 8434-2)

119

5060



90° Swivel Elbow (ISO 8434-2)

119

5070



45° Swivel Elbow (ISO 8434-2)

120

5080



Swivel Run Tee (ISO 8434-2)

120

5090

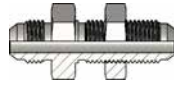


Swivel Branch Tee (ISO 8434-2)

121



5110



Bulkhead union (ISO 8434-2)

121

5130



90° Bulkhead union (ISO 8434-2)

122

J107



Bulkhead locknut

122



1915



Male stud connector JIC-BSPP (ISO 1179)

123

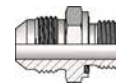
1905



Terminale dritto M/M JIC-BSPP (ISO 8434-6)

124

5805



Male stud connector JIC-BSPP (Form E ISO 1179-2)

125

5185



Male-Female connector JIC-BSP

126

5230



90° Adjustable stud elbow JIC-BSP (ISO 1179)

127

5235



45° Adjustable stud elbow JIC-BSP (ISO 1179)

128

5240



Adjustable stud Run Tee JIC-BSP (ISO 1179)

129

5250



Adjustable stud Branch Tee JIC-BSP (ISO 1179)

130

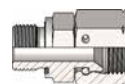
5035



JIC Swivel female - Male BSPP (ISO 1179)

131

5036

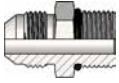


JIC Swivel female - Male BSPP (Form E ISO 1179-2)

132



1907



Male stud connector JIC-UNF (ISO 11926)

133

5190



90° Adjustable stud elbow JIC-UNF (ISO 11926)

134

5200



45° Adjustable stud elbow JIC-UNF (ISO 11926)

135

5210



Adjustable stud Run Tee JIC-UNF (ISO 11926)

135


5220



Adjustable stud Branch Tee JIC-UNF (ISO 11926)

136

5050



JIC Swivel female - Male UNF (ISO 11926)

136



1910



Male stud connector JIC-METRIC (ISO 6149)

137

5038



JIC Swivel female - Male Metric (ISO 6149)

138

5430



90° Adjustable stud elbow JIC-METRIC (ISO 6149)

139

5440



45° Adjustable stud elbow JIC-METRIC (ISO 6149)

140

5450



Adjustable stud Run Tee JIC-METRIC (ISO 6149)

141

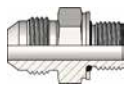
5455



Adjustable stud Branch Tee JIC-METRIC (ISO 6149)

142

1777



Male stud connector JIC-METRIC

143

5400



90° Adjustable stud elbow JIC-METRIC

144

5410



45° Adjustable stud elbow JIC-Metric

145

5420



Adjustable stud Run Tee
JIC-METRIC

146

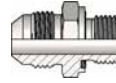
5425



Adjustable stud Branch
Tee JIC-METRIC

147

1775



Male stud connector JIC-
METRIC (Form E ISO
9974-2)

148

5037

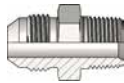


JIC Swivel female - Male
Metric (Form E ISO
9974-2)

149



1906



Male stud connector JIC-
NPTF

150

5140



90° Male stud Elbow JIC-
NPTF

151

5150



45° Male stud Elbow JIC-
NPTF

152

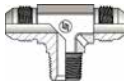
5160



NPTF Run Tee

153

5170



NPT Branch Tee

154

5180



Male JIC -Female NPTF
stud connector

155



1903



Male Connector Jic/BSPT

156

5165



90° Male stud elbows
JIC-BSPT

157

5265



45° Male stud elbows
JIC-BSPT

158

5275



BSPT Run Tee

159

5280



BSPT Branch Tee

159



J605



JIC Male plug (ISO 8434-2)

160

J608



JIC Female swivel plug (ISO 8434-2)

161

5040



UNF male plug (ISO 11926-1)

161



MJ



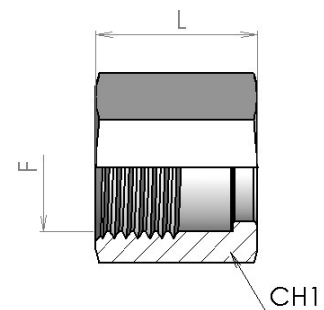
JIC braze-on straight connector (ISO 8434-2)

162

5000

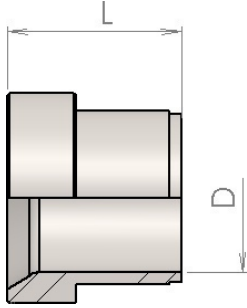
Nut (ISO 8434-2)

N



Product number	Ø tube		Dimension			Weight
	mm	inch	F	L	CH1	kg/unit
5000-04	6	1/4"	7/16" - 20	15.8	14	0,011
5000-05	8	5/16"	1/2" - 20	17.3	17	0,014
5000-06	10	3/8"	9/16" - 18	18.5	19	0,018
5000-08	12	1/2"	3/4" - 16	21.6	22	0,029
5000-10	16	5/8"	7/8" - 14	24.9	27	0,042
5000-12	20	3/4"	1.1/16" - 12	26.2	32	0,070
5000-16	25	1"	1.5/16" - 12	28.7	41	0,105
5000-20	32	1-1/4"	1.5/8" - 12	31.2	50	0,240
5000-24	38	1-1/2"	1.7/8" - 12	36.1	60	0,320

5010



Metric sleeve (ISO 8434-2)

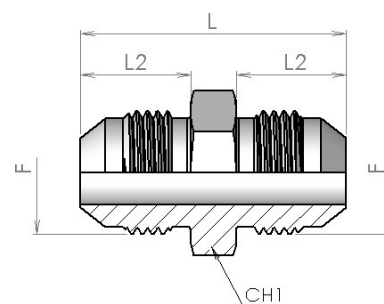
MSL

Product number	Ø tube	Dimension		Weight
	mm	L	D	kg/unit
5010-06	6	10.5	6	0,002
5010-08	8	11.5	8	0,002
5010-10	10	12.5	10	0,002
5010-12	12	14.5	12	0,007
5010-14	14	16.5	14	0,013
5010-16	16	16.5	16	0,015
5010-18	18	17	18	0,016
5010-20	20	17	20	0,012
5010-25	25	19.5	25	0,021
5010-30	30	23	30	0,045
5010-32	32	23	32	0,030
5010-38	38	28.5	38	0,050

1900

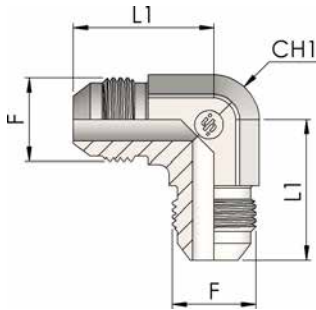
Male union (ISO 8434-2)

S



Product number	Ø tube		Thread	Dimension			Weight
	mm	inch	F	L	L2	CH1	kg/unit
1900-04-04	6	1/4"	7/16-20	35	14	12	0,016
1900-05-05	8	5/16"	1/2-20	35	14	14	0,018
1900-06-06	10	3/8"	9/16-18	36	14	17	0,025
1900-08-08	12	1/2"	3/4-16	41	17	22	0,052
1900-10-10	16	5/8"	7/8-14	48	19	24	0,08
1900-12-12	20	3/4"	1 1/16-12	55	22	30	0,125
1900-16-16	25	1"	1 5/16-12	57	23	36	0,13
1900-20-20	30-32	1.1/4"	1 5/8-12	61.5	24	46	0,27
1900-24-24	38	1.1/2"	1 7/8-12	70	27.5	50	0,385
1900-32-32	50	2"	2 1/2-12	86.5	34	65	0,78

5100

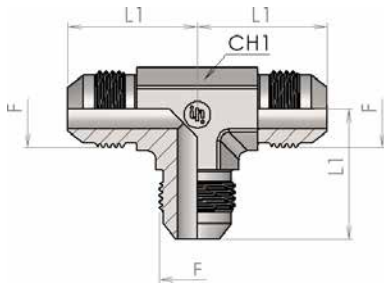


90° Union Elbow (ISO 8434-2)

E

Product number	Ø tube		Thread	Dimension			Weight
	mm	inch	F	L1	CH1	kg/unit	
5100-04	6	1/4"	7/16-20	22.5	12	0,025	
5100-05	8	5/16"	1/2-20	24	14	0,03	
5100-06	10	3/8"	9/16-18	27	14	0,045	
5100-08	12	1/2"	3/4-16	32	19	0,09	
5100-10	16	5/8"	7/8-14	37	22	0,14	
5100-12	20	3/4"	1 1/16-12	42	27	0,26	
5100-16	25	1"	1 5/16-12	46	33	0,33	
5100-20	32	1 1/4"	1 5/8-12	52.5	41	0,585	
5100-24	38	1 1/2"	1 7/8-12	59	50	0,8	

5120



Union Tee (ISO 8434-2)

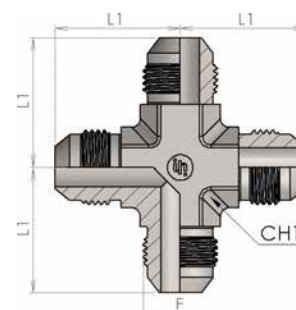
T

Product number	Ø tube		Thread	Dimension			Weight
	mm	inch	F	L	L1	CH1	kg/unit
5120-04	6	1/4"	7/16-20	52	22	12	0,035
5120-05	8	5/16"	1/2-20	48	24	14	0,045
5120-06	10	3/8"	9/16-18	52	27	14	0,055
5120-08	12	1/2"	3/4-16	64	32	19	0,12
5120-10	16	5/8"	7/8-14	64	36	22	0,18
5120-12	20	3/4"	1 1/16-12	84	42	27	0,29
5120-16	25	1"	1 5/16-12	92	46	33	0,415
5120-20	32	1 1/4"	1 5/8-12	104	52	41	0,7
5120-24	38	1 1/2"	1 7/8-12	118	59	50	1

5900

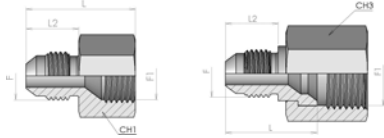
Union Cross (ISO 8434-2)

K



Product number	Ø tube		Thread	Dimension		Weight
	mm	inch	F	L1	CH1	kg/unit
5900-04	6	1/4"	7/16-20	23	14	0,045
5900-05	8	5/16"	1/2-20	24	14	0,05
5900-06	10	3/8"	9/16-18	27	14	0,065
5900-08	12	1/2"	3/4-16	32	19	0,145
5900-10	16	5/8"	7/8-14	37	22	0,22
5900-12	20	3/4"	1 1/16-12	42	27	0,34

5056



JIC Reducing male-female

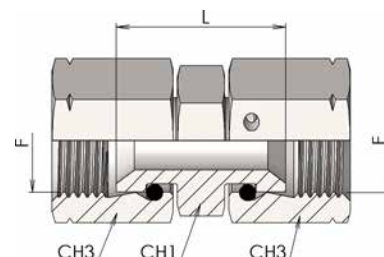
SRDS

Product number	Ø tube		Thread		Dimension				Weight kg/unit
	mm	inch	F	F1	L	L2	CH1	CH3	
5056-06-04	6	1/4"	7/16-20	9/16-18	24.5	14		19	0,032
5056-06-05	8	5/16"	1/2-20	9/16-18	26	14	19		0,03
5056-08-04	6	1/4"	7/16-20	3/4-16	27.5	14		22	0,038
5056-08-05	8	5/16"	1/2-20	3/4-16	27.5	14		22	0,035
5056-08-06	10	3/8"	9/16-18	3/4-16	27.5	14		22	0,032
5056-10-04	6	1/4"	7/16-20	7/8-14	27.5	14		27	0,083
5056-10-06	10	3/8"	9/16-18	7/8-14	27.5	14		27	0,078
5056-10-08	12	1/2"	3/4-16	7/8-14	41	16.7	27		0,081
5056-12-04	6	1/4"	7/16-20	11/16-12	31	14		32	0,12
5056-12-06	10	3/8"	9/16-18	11/16-12	31	14		32	0,115
5056-12-08	12	1/2"	3/4-16	11/16-12	33.5	16.7		32	0,128
5056-12-10	14-16	5/8"	7/8-14	11/16-12	42	19.3	32		0,120
5056-16-10	14-16	5/8"	7/8-14	15/16-12	35	19.3		41	0,240
5056-16-12	18-20	3/4"	11/16-12	15/16-12	35	22		41	0,250
5056-20-12	18-20	3/4"	11/16-12	15/8-12	41	22		50	0,370
5056-20-16	25	1"	15/16-12	15/8-12	42	23		50	0,355
5056-24-16	25	1"	15/16-12	17/8-12	42	23		60	0,610
5056-24-20	30-32	1.1/4"	15/8-12	17/8-12	43	24.5		60	0,615

5045

JIC Straight swivel nut union (ISO 8434-2)

SWS

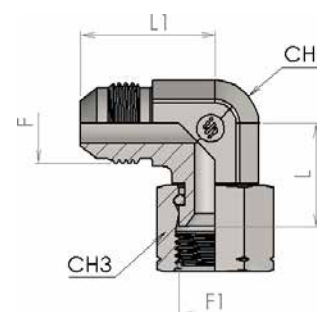


Product number	Ø tube		Thread	Dimension			Weight
	mm	inch	F	L	CH1	CH3	kg/unit
5045-06	10	3/8"	9/16-18	26	19	19	0,04
5045-08	12	1/2"	3/4-16	29.5	22	22	0,07
5045-10	14-16	5/8"	7/8-14	31.5	27	27	0,12
5045-12	18-20	3/4"	1 1/16-12	33.5	32	32	0,19
5045-16	25	1"	1 5/16-12	38	41	41	0,245

5060

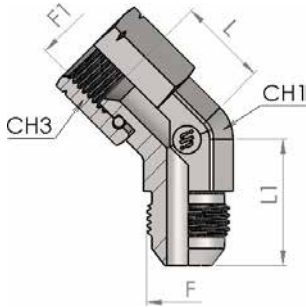
90° Swivel Elbow (ISO 8434-2)

SWE



Product number	Ø tube		Thread		Dimension				Weight
	mm	inch	F	F1	L	L1	CH1	CH3	kg/unit
5060-04	6	1/4"	7/16-20	7/16-20	16.5	22	12	14	0,037
5060-05	8	5/16"	1/2-20	1/2-20	18	24	14	17	0,043
5060-06	10	3/8"	9/16-18	9/16-18	22	27	14	19	0,054
5060-08	12	1/2"	3/4-16	3/4-16	24.5	32	19	22	0,105
5060-10	16	5/8"	7/8-14	7/8-14	28.2	36	22	27	0,162
5060-12	20	3/4"	1 1/16-12	1 1/16-12	32.4	42	27	32	0,26
5060-16	25	1"	1 5/16-12	1 5/16-12	36	46	33	41	0,42
5060-20	30-32	1 1/4"	1 5/8-12	1 5/8-12	44	52	41	50	0,679
5060-24	38	1 1/2"	1 7/8-12	1 7/8-12	48	59	50	60	0,747

5070

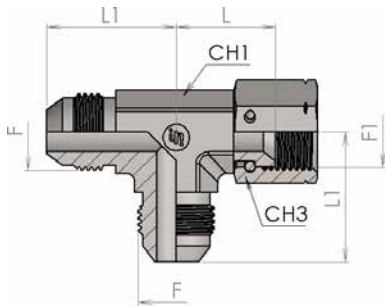


45° Swivel Elbow (ISO 8434-2)

SWE45

Product number	Ø tube		Thread		Dimension				Weight kg/unit
	mm	inch	F	F1	L	L1	CH1	CH3	
5070-04	6	1/4"	7/16-20	7/16-20	15	18.5	12	14	0,03
5070-05	8	5/16"	1/2-20	1/2-20	16	19.5	14	17	0,045
5070-06	10	3/8"	9/16-18	9/16-18	19	21	14	19	0,047
5070-08	12	1/2"	3/4-16	3/4-16	22	25	19	22	0,089
5070-10	16	5/8"	7/8-14	7/8-14	24	28	22	27	0,131
5070-12	20	3/4"	1.1/16-12	1.1/16-12	24	32.5	27	32	0,203
5070-16	25	1"	1.5/16-12	1.5/16-12	29.5	37.5	33	41	0,335
5070-20	30-32	1.1/4"	1.5/8-12	1.5/8-12	35.5	40.5	41	50	0,572
5070-24	38	1.1/2"	1.7/8-12	1.7/8-12	35.5	45.5	50	60	1,013

5080



Swivel Run Tee (ISO 8434-2)

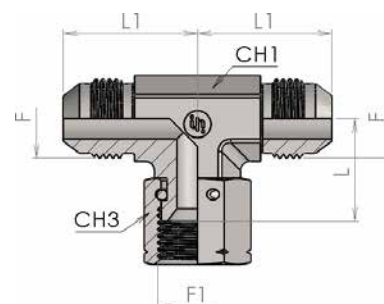
SWRT

Product number	Ø tube		Thread		Dimension				Weight kg/unit
	mm	inch	F	F1	L	L1	CH1	CH3	
5080-04	6	1/4"	7/16-20	7/16-20	16.7	22	12	14	0,044
5080-05	8	5/16"	1/2-20	1/2-20	17.4	24	14	17	0,058
5080-06	10	3/8"	9/16-18	9/16-18	22.3	27	14	19	0,071
5080-08	12	1/2"	3/4-16	3/4-16	24.4	32	19	22	0,133
5080-10	16	5/8"	7/8-14	7/8-14	28.4	36	22	27	0,203
5080-12	20	3/4"	1.1/16-12	1.1/16-12	30.1	42	27	32	0,328
5080-16	25	1"	1.5/16-12	1.5/16-12	35.7	46	33	41	0,483
5080-20	30-32	1.1/4"	1.5/8-12	1.5/8-12	42.8	52	41	50	0,7018
5080-24	38	1.1/2"	1.7/8-12	1.7/8-12	47.2	59	50	60	1,1

5090

Swivel Branch Tee (ISO 8434-2)

SWBT

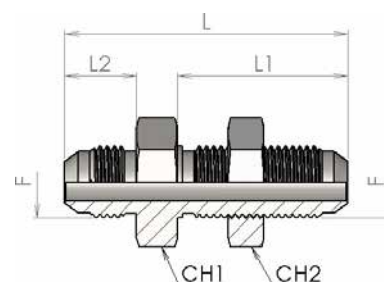


Product number	Ø tube		Thread		Dimension				Weight
	mm	inch	F	F1	L	L1	CH1	CH3	kg/unit
5090-04	6	1/4"	7/16-20	7/16-20	16.7	22	12	14	0,044
5090-05	8	5/16"	1/2-20	1/2-20	17.4	24	14	17	0,058
5090-06	10	3/8"	9/16-18	9/16-18	22.3	27	14	19	0,071
5090-08	12	1/2"	3/4-16	3/4-16	24.4	32	19	22	0,133
5090-10	16	5/8"	7/8-14	7/8-14	28.4	36	22	27	0,203
5090-12	20	3/4"	1.1/16-12	1.1/16-12	30.1	42	27	32	0,328
5090-16	25	1"	1.5/16-12	1.5/16-12	35.7	46	33	41	0,483
5090-20	30-32	1.1/4"	1.5/8-12	1.5/8-12	42.8	52	41	50	0,7018
5090-24	38	1.1/2"	1.7/8-12	1.7/8-12	47.2	59	50	60	1,1

5110

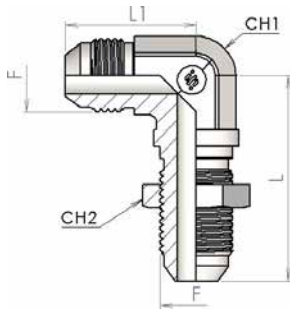
Bulkhead union (ISO 8434-2)

BHS



Product number	Ø tube		Thread	Dimension					Weight
	mm	inch	F	L	L1	L2	CH1	CH2	kg/unit
5110-04	6	1/4"	7/16-20	52.5	30.5	14	17	17	0,04
5110-05	8	5/16"	1/2-20	52.5	30.5	14	19	19	0,048
5110-06	10	3/8"	9/16-18	55.5	32.5	14	22	22	0,065
5110-08	12	1/2"	3/4-16	62	36.5	17	24	24	0,11
5110-10	16	5/8"	7/8-14	69.5	40	19	30	30	0,155
5110-12	20	3/4"	1.1/16-12	78.5	44.5	22	36	36	0,255
5110-16	25	1"	1.5/16-12	80	44.5	23	41	41	0,335
5110-20	32	1.1/4"	1.5/8-12	84	45.5	14	50	50	0,465
5110-24	38	1.1/2"	1.7/8-12	89.5	46	27.5	55	55	0,7

5130

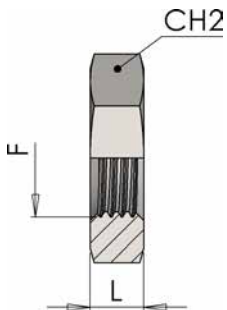


90° Bulkhead union (ISO 8434-2)

BHE

Product number	Ø tube		Thread	Dimension				Weight
	mm	inch	F	L	L1	CH1	CH2	kg/unit
5130-04	6	1/4"	7/16-20	40.5	24.5	14	17	0,05
5130-05	8	5/16"	1/2-20	43.5	27	14	19	0,065
5130-06	10	3/8"	9/16-18	46	27.5	14	22	0,072
5130-08	12	1/2"	3/4-16	53.5	34	19	24	0,15
5130-10	16	5/8"	7/8-14	60	39	22	30	0,21
5130-12	20	3/4"	1 1/16-12	68	45	27	36	0,34
5130-16	25	1"	1 5/16-12	71	49.5	33	41	0,45

J107



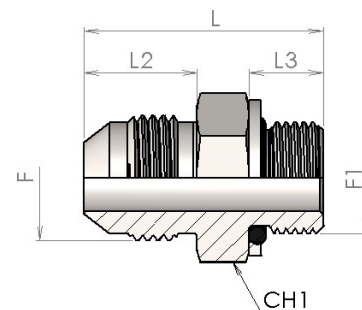
Bulkhead locknut

Product number	Thread	Dimension		Weight
	F	L	CH2	kg/unit
J107-04	7/16-20	7	17	0,008
J107-05	1/2-20	7.5	19	0,007
J107-06	9/16-18	7	22	0,011
J107-08	3/4-16	9	24	0,015
J107-10	7/8-14	10	30	0,031
J107-12	1 1/16-12	12	36	0,054
J107-16	1 5/16-12	12	41	0,057
J107-20	1 5/8-12	13	50	0,087
J107-24	1 7/8-12	13	55	0,088

1915

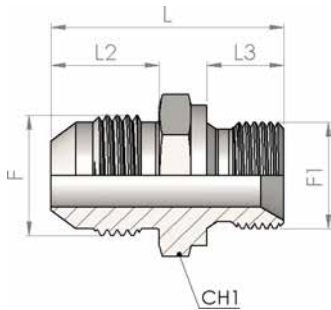
Male stud connector JIC-BSPB (ISO 1179)

SDS



Product number	Ø tube		Thread		Dimension				Weight kg/unit
	mm	inch	F	F1	L	L2	L3	CH1	
1915-02-04	6	1/4"	7/16-20	G 1/8	30	14	8	14	0,015
1915-02-05	8	5/16"	1/2-20	G 1/8	29	14	8	14	0,02
1915-04-04	6	1/4"	7/16-20	G 1/4	34.5	14	11.5	19	0,034
1915-04-05	8	5/16"	1/2-20	G 1/4	34	14	11.5	19	0,03
1915-04-06	10	3/8"	9/16-18	G 1/4	32.5	14	11.5	19	0,028
1915-04-08	12	1/2"	3/4-16	G 1/4	37.5	17	11.5	22	0,045
1915-06-04	6	1/4"	7/16-20	G 3/8	34.5	14	11.5	22	0,047
1915-06-05	8	5/16"	1/2-20	G 3/8	34.5	14	11.5	22	0,047
1915-06-06	10	3/8"	9/16-18	G 3/8	33.5	14	11.5	22	0,04
1915-06-08	12	1/2"	3/4-16	G 3/8	38	17	11.5	22	0,05
1915-06-10	14-16	5/8"	7/8-14	G 3/8	40	19	11.5	24	0,065
1915-08-06	10	3/8"	9/16-18	G 1/2	40	14	14	27	0,02
1915-08-08	12	1/2"	3/4-16	G 1/2	41	17	14	27	0,095
1915-08-10	16	5/8"	7/8-14	G 1/2	44	19	14	27	0,095
1915-08-12	18-20	3/4"	1 1/16-12	G 1/2	47	22	14	30	0,115
1915-12-08	12	1/2"	3/4-16	G 3/4	45	17	16	36	0,1
1915-12-10	14-16	5/8"	7/8-14	G 3/4	47	19	16	36	0,16
1915-12-12	20	3/4"	1 1/16-12	G 3/4	50	22	16	36	0,17
1915-12-16	25	1"	1 5/16-12	G 3/4	51	23	16	36	0,175
1915-16-12	18-20	3/4"	1 1/16-12	G 1	52.5	22	18	41	0,21
1915-16-16	25	1"	1 5/16-12	G 1	53.5	23	18	41	0,22
1915-16-20	30-32	1.1/4"	1 5/8-12	G 1	55.5	24	18	46	0,33
1915-20-16	25	1"	1 5/16-12	G 1.1/4	57	23	20	50	0,385
1915-20-20	30-32	1.1/4"	1 5/8-12	G 1.1/4	58	24	20	50	0,33
1915-20-24	38	1.1/2"	1 7/8-12	G 1.1/2	61	27.5	18	50	0,417
1915-24-24	38	1.1/2"	1 7/8-12	G 1.1/2	65.5	27.5	22	55	0,48

1905



Terminale dritto M/M JIC-BSPP (ISO 8434-6)

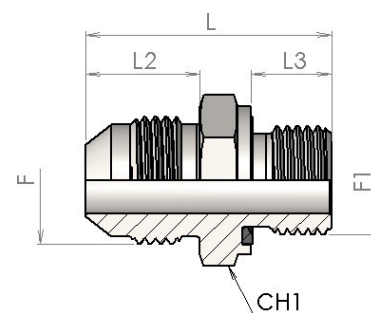
SDS

Product number	Ø tube		Thread		Dimension				Weight
	mm	inch	F	F1	L	L2	L3	CH1	kg/unit
1905-02-04	6	1/4"	7/16-20	G 1/8-28	28.5	14	8	14	0,014
1905-04-04	6	1/4"	7/16-20	G 1/4	33	14	11	19	0,03
1905-04-05	8	5/16"	1/2-20	G 1/4	33	14	11	19	0,03
1905-04-06	10	3/8"	9/16-18	G 1/4	33	14	11	19	0,03
1905-04-08	12	1/2"	3/4-16	G 1/4	38	17	12	22	0,062
1905-06-04	6	1/4"	7/16-20	G 3/8	35.5	14	12	22	0,047
1905-06-05	8	5/16"	1/2-20	G 3/8	35.5	14	12	22	0,047
1905-06-06	10	3/8"	9/16-18	G 3/8	35.5	14	12	22	0,047
1905-06-08	12	1/2"	3/4-16	G 3/8	38	17	12	22	0,062
1905-06-10	16	5/8"	7/8-14	G 3/8	42	19	12	24	0,068
1905-08-06	10	3/8"	9/16-18	G 1/2	39	14	14	27	0,068
1905-08-08	12	1/2"	3/4-16	G 1/2	41.5	17	14	27	0,079
1905-08-10	16	5/8"	7/8-14	G 1/2	44.5	19	14	27	0,085
1905-08-12	20	3/4"	1 1/16-12	G 1/2	47	22	14	27	0,12
1905-12-08	12	1/2"	3/4-16	G 3/4	43.5	17	16	32	0,145
1905-12-10	16	5/8"	7/8-14	G 3/4	46.5	19	16	32	0,155
1905-12-12	20	3/4"	1 1/16-12	G 3/4	49	22	16	32	0,162
1905-12-16	25	1"	1 5/16-12	G 3/4	52	23	16	36	0,175
1905-16-12	20	3/4"	1 1/16-12	G 1	52	22	19	41	0,21
1905-16-16	25	1"	1 5/16-12	G 1	54	23	19	41	0,215
1905-16-20	30	1 1/4"	1 5/8-12	G 1	57	24	19	42	0,29
1905-20-20	30	1 1/4"	1 5/8-12	G 1 1/4	58	24	20	50	0,435
1905-24-24	38	1 1/2"	1 7/8-12	G 1 1/2	62.5	27.5	22	55	0,61

5805

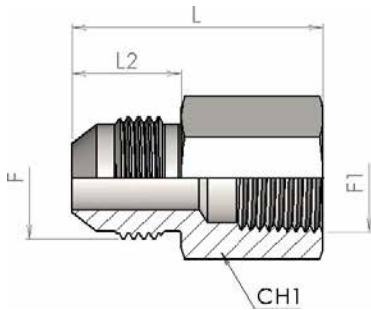
Male stud connector JIC-BSPP (Form E ISO 1179-2)

SDS



Product number	Ø tube		Dimension						Thread		Weight
	mm	inch	L	F	F1	L2	L3	CH1	kg/unit		
5805-02-04	6	1/4"	30	7/16-20	G 1/8	14	8	14	0,02		
5805-04-04	6	1/4"	36.5	7/16-20	G 1/4	14	12	19	0,034		
5805-04-05	8	5/16"	35	1/2-20	G 1/4	14	12	19	0,03		
5805-04-06	10	3/8"	35	9/16-18	G 1/4	14	12	19	0,028		
5805-06-06	10	3/8"	36.5	9/16-18	G 3/8	14	12	22	0,04		
5805-06-08	12	1/2"	38.5	3/4-16	G 3/8	17	12	22	0,05		
5805-08-06	10	3/8"	39	9/16-18	G 1/2	14	14	27	0,095		
5805-08-08	12	1/2"	43	3/4-16	G 1/2	17	14	27	0,1		
5805-08-10	16	5/8"	44.5	7/8-14	G 1/2	19	14	27	0,103		
5805-08-12	18-20	3/4"	49	1 1/16-12	G 1/2	22	14	30	0,118		
5805-12-08	12	1/2"	47	3/4-16	G 3/4	17	16	32	0,1		
5805-12-10	14-16	5/8"	49.5	7/8-14	G 3/4	19	16	32	0,16		
5805-12-12	20	3/4"	51	1 1/16-12	G 3/4	22	16	32	0,165		
5805-16-16	25	1"	55	1 5/16-12	G 1	23	18	41	0,262		
5805-20-20	30-32	1.1/4"	60	1 5/8-12	G 1.1/4	24	20	50	0,375		
5805-24-24	38	1.1/2"	67	1 7/8-12	G 1.1/2	27.5	22	55	0,48		

5185



Male-Female connector JIC-BSP

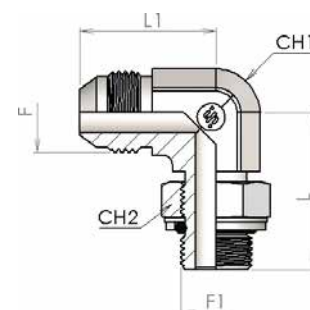
SWS

Product number	Ø tube		Thread		Dimension			Weight
	mm	inch	F	F1	L	L2	CH1	kg/unit
5185-02-04	6	1/4"	7/16-20	G 1/8	30	14	14	0,045
5185-02-05	8	5/16"	1/2-20	G 1/8	30	14	14	0,04
5185-04-04	6	1/4"	7/16-20	G 1/4	35.5	14	19	0,045
5185-04-05	8	5/16"	1/2-20	G 1/4	35.5	14	19	0,045
5185-04-06	10	3/8"	9/16-18	G 1/4	35.5	14	19	0,04
5185-04-08	12	1/2"	3/4-16	G 1/4	38.5	17	22	0,04
5185-06-06	10	3/8"	9/16-18	G 3/8	36.5	14	22	0,065
5185-06-08	12	1/2"	3/4-16	G 3/8	39.5	17	22	0,045
5185-08-06	10	3/8"	9/16-18	G 1/2	43	14	30	0,105
5185-08-08	12	1/2"	3/4-16	G 1/2	45.5	17	30	0,1
5185-08-10	14-16	5/8"	7/8-14	G 1/2	48	19.5	30	0,125
5185-08-12	18-20	3/4"	1.1/16-12	G 1/2	52	22	30	0,125
5185-12-12	18-20	3/4"	1.1/16-12	G 3/4	52.5	22	36	0,19
5185-16-16	25	1"	1.5/16-12	G 1	59.5	23	41	0,28
5185-20-20	30-32	1.1/4"	1.5/8-12	G 1.1/4	63	24.5	50	0,41
5185-24-24	38	1.1/2"	1.7/8-12	G 1.1/2	66.5	27.5	60	0,37

5230

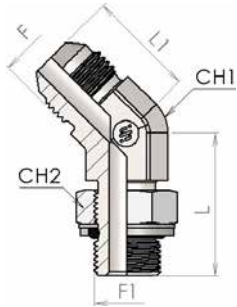
90° Adjustable stud elbow JIC-BSP (ISO 1179)

SDE



Product number	Ø tube		Thread		Dimension				Weight kg/unit
	mm	inch	F	F1	L	L1	CH1	CH2	
5230-02-04	6	1/4"	7/16-20	G 1/8	27	22	12	14	0,037
5230-02-05	8	5/16"	1/2-20	G 1/8	29	24	14	14	0,047
5230-04-04	6	1/4"	7/16-20	G 1/4	33	23	14	19	0,043
5230-04-05	8	5/16"	1/2-20	G 1/4	33	24	14	19	0,055
5230-04-06	10	3/8"	9/16-18	G 1/4	33	27	14	19	0,061
5230-04-08	12	1/2"	3/4-16	G 1/4	35	32	19	19	0,088
5230-06-06	10	3/8"	9/16-18	G 3/8	37	29.5	19	22	0,087
5230-06-08	12	1/2"	3/4-16	G 3/8	37	32	19	22	0,092
5230-06-10	14-16	5/8"	7/8-14	G 3/8	40	37	22	22	0,19
5230-08-04	6	1/4"	7/16-20	G 1/2	43	29	22	27	0,127
5230-08-06	10	3/8"	9/16-18	G 1/2	43	31.5	22	27	0,14
5230-08-08	12	1/2"	3/4-16	G 1/2	43	34	22	27	0,155
5230-08-10	14-16	5/8"	7/8-14	G 1/2	43	36	22	27	0,164
5230-08-12	18-20	3/4"	1.1/16-12	G 1/2	46.5	42	27	27	0,245
5230-12-08	12	1/2"	3/4-16	G 3/4	50	38	27	36	0,205
5230-12-10	14-16	5/8"	7/8-14	G 3/4	50	39	27	36	0,217
5230-12-12	18-20	3/4"	1.1/16-12	G 3/4	50	42	27	36	0,295
5230-12-16	25	1"	1.5/16-12	G 3/4	52	46	33	36	0,405
5230-16-12	18-20	3/4"	1.1/16-12	G 1	53	44	33	41	0,317
5230-16-16	25	1"	1.5/16-12	G 1	53	46	33	41	0,425
5230-16-20	30-32	1.1/4"	1.5/8-12	G 1	57	52	41	41	0,65
5230-20-16	25	1"	1.5/16-12	G 1.1/4-11	58	49	41	50	0,672
5230-20-20	30-32	1.1/4"	1.5/8-12	G 1.1/4-11	58	52	41	50	0,697
5230-20-24	38	1.1/2"	1.7/8-12	G 1.1/4-11	63	59	50	50	0,964
5230-24-24	38	1.1/2"	1.7/8-12	G 1.1/2-11	63	59	50	55	0,953

5235



45° Adjustable stud elbow JIC-BSP (ISO 1179)

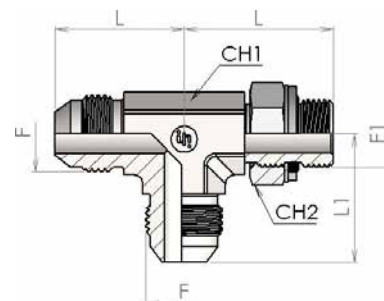
SDE45

Product number	Ø tube		Thread		Dimension				Weight
	mm	inch	F	F1	L	L1	CH1	CH2	kg/unit
5235-02-04	6	1/4"	7/16-20	G 1/8	27	21	12	14	0,035
5235-04-04	6	1/4"	7/16-20	G 1/4	30	21.5	14	19	0,048
5235-04-05	8	5/16"	1/2-20	G 1/4	30	21.5	14	19	0,051
5235-04-06	10	3/8"	9/16-18	G 1/4	30	21.5	14	19	0,055
5235-06-06	10	3/8"	9/16-18	G 3/8	33.5	22	19	22	0,07
5235-06-08	12	1/2"	3/4-16	G 3/8	33.5	26	19	22	0,104
5235-08-06	10	3/8"	9/16-18	G 1/2	39	25.5	22	27	0,092
5235-08-08	12	1/2"	3/4-16	G 1/2	39	27.5	22	27	0,148
5235-08-10	14-16	5/8"	7/8-14	G 1/2	39	29	22	27	0,165
5235-08-12	18-20	3/4"	1.1/16-12	G 1/2	41.5	33	27	27	0,182
5235-12-08	12	1/2"	3/4-16	G 3/4	44	29.5	27	36	0,218
5235-12-10	14-16	5/8"	7/8-14	G 3/4	44	31	27	36	0,235
5235-12-12	18-20	3/4"	1.1/16-12	G 3/4	44	33	27	36	0,27
5235-16-16	25	1"	1.5/16-12	G 1	47	37.5	33	41	0,394
5235-20-20	30-32	1.1/4"	1.5/8-12	G 1.1/4	48.5	40.5	41	50	0,599
5235-24-24	38	1.1/2"	1.7/8-12	G 1.1/2	55	45.5	50	55	0,854

5240

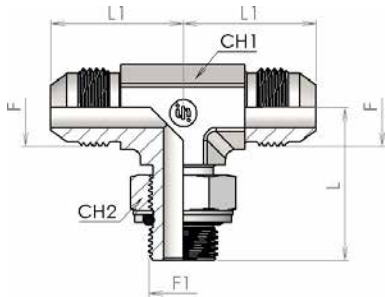
Adjustable stud Run Tee JIC-BSP (ISO 1179)

SDRT



Product number	Ø tube		Thread		Dimension				Weight
	mm	inch	F	F1	L	L1	CH1	CH2	kg/unit
5240-02-04	6	1/4"	7/16-20	G 1/8	27	22	12	14	0,047
5240-04-05	8	5/16"	1/2-20	G 1/4	33	24	14	19	0,072
5240-04-06	10	3/8"	9/16-18	G 1/4	33	27	14	19	0,078
5240-06-06	10	3/8"	9/16-18	G 3/8	37	29.5	19	22	0,148
5240-06-08	12	1/2"	3/4-16	G 3/8	37	32	19	22	0,154
5240-08-08	12	1/2"	3/4-16	G 1/2	43	34	22	27	0,223
5240-08-10	14-16	5/8"	7/8-14	G 1/2	43	36	22	27	0,231
5240-12-12	18-20	3/4"	1.1/16-12	G 3/4	50	42	27	36	0,379
5240-16-16	25	1"	1.5/16-12	G 1	53	46	33	41	0,569
5240-20-20	30-32	1.1/4"	1.5/8-12	G 1.1/4-11	58	52	41	50	1,075
5240-24-24	38	1.1/2"	1.7/8-12	G 1.1/2-11	63	59	50	55	1,3

5250



Adjustable stud Branch Tee JIC-BSP (ISO 1179)

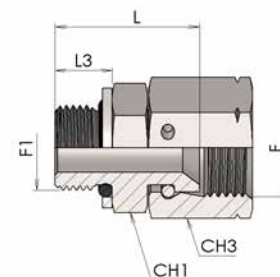
SDBT

Product number	Ø tube		Thread		Dimension				Weight
	mm	inch	F	F1	L	L1	CH1	CH2	kg/unit
5250-02-04	6	1/4"	7/16-20	G 1/8	27	22	12	14	0,047
5250-04-05	8	5/16"	1/2-20	G 1/4	33	24	14	19	0,072
5250-04-06	10	3/8"	9/16-18	G 1/4	33	27	14	19	0,078
5250-06-06	10	3/8"	9/16-18	G 3/8	37	29.5	19	22	0,148
5250-06-08	12	1/2"	3/4-16	G 3/8	37	32	19	22	0,154
5250-08-08	12	1/2"	3/4-16	G 1/2	43	34	22	27	0,223
5250-08-10	14-16	5/8"	7/8-14	G 1/2	43	36	22	27	0,231
5250-12-12	18-20	3/4"	1.1/16-12	G 3/4	50	42	27	36	0,379
5250-16-16	25	1"	1.5/16-12	G 1	53	46	33	41	0,569
5250-20-20	30-32	1.1/4"	1.5/8-12	G 1.1/4-11	58	52	41	50	1,075
5250-24-24	38	1.1/2"	1.7/8-12	G 1.1/2-11	63	59	50	55	1,3

5035

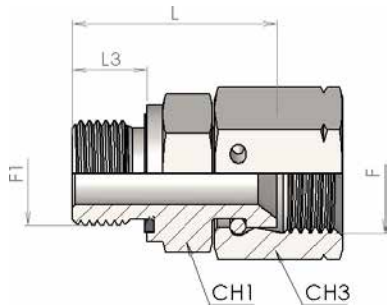
JIC Swivel female - Male BSPP (ISO 1179)

SWS



Product number	Ø tube		Thread		Dimension				Weight kg/unit
	mm	inch	F	F1	L	L3	CH1	CH3	
5035-04-02	6	1/4"	7/16-20	G 1/8	25	8	14	14	0,03
5035-04-04	6	1/4"	7/16-20	G 1/4	30.5	12	19	14	0,039
5035-04-06	6	1/4"	7/16-20	G 3/8	31.5	12	22	14	0,057
5035-05-04	8	5/16"	1/2-20	G 1/4	31.5	12	19	17	0,042
5035-05-06	8	5/16"	1/2-20	G 3/8	31.5	12	22	17	0,057
5035-06-04	10	3/8"	9/16-18	G 1/4	32.5	12	19	19	0,046
5035-06-06	10	3/8"	9/16-18	G 3/8	32.5	12	22	19	0,061
5035-06-08	10	3/8"	9/16-18	G 1/2	34.5	14	27	19	0,089
5035-08-04	12	1/2"	3/4-16	G 1/4	33	12	19	22	0,055
5035-08-06	12	1/2"	3/4-16	G 3/8	33	12	22	22	0,062
5035-08-08	12	1/2"	3/4-16	G 1/2	36.5	14	27	22	0,098
5035-10-06	16	5/8"	7/8-14	G 3/8	30	12	22	27	0,084
5035-10-08	16	5/8"	7/8-14	G 1/2	37	14	27	27	0,127
5035-10-12	16	5/8"	7/8-14	G 3/4	41	16	36	27	0,25
5035-12-08	20	3/4"	1 1/16-12	G 1/2	37	14	27	32	0,15
5035-12-12	20	3/4"	1 1/16-12	G 3/4	41	16	36	32	0,27
5035-12-16	20	3/4"	1 1/16-12	G 1	43.5	18.5	41	41	0,36
5035-16-12	25	1"	1 5/16-12	G 3/4	42.5	16	36	41	0,32
5035-16-16	25	1"	1 5/16-12	G 1	45	18.5	41	41	0,4
5035-20-20	30	1.1/4"	1 5/8-12	G 1.1/4	48	18.5	50	50	0,58
5035-24-24	38	1.1/2"	1 7/8-12	G 1.1/2	51.5	18.5	55	60	0,79

5036



JIC Swivel female - Male BSPP (Form E ISO 1179-2)

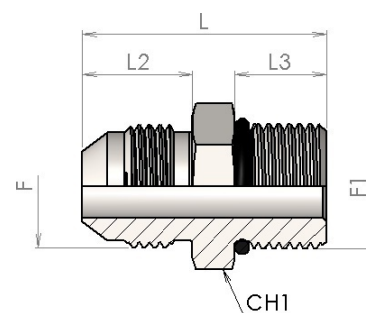
SWS

Product number	Ø tube		Thread		Dimension				Weight
	mm	inch	F	F1	L	L3	CH1	CH3	kg/unit
5036-04-04	6	1/4"	7/16-20	G 1/4	30.5	12	19	14	0,04
5036-04-05	8	5/16"	1/2-20	G 1/4	31.5	12	19	17	0,042
5036-04-06	10	3/8"	9/16-18	G 1/4	32.5	12	19	19	0,045
5036-06-06	10	3/8"	9/16-18	G 3/8	34.5	12	22	19	0,06
5036-06-08	12	1/2"	3/4-16	G 3/8	33	12	22	22	0,065
5036-08-08	12	1/2"	3/4-16	G 1/2	36.5	14	27	22	0,098
5036-08-10	14-16	5/8"	7/8-14	G 1/2	37	14	27	27	0,125
5036-12-12	18-20	3/4"	1 1/16-12	G 3/4	41	16	32	32	0,27
5036-16-16	25	1"	1 5/16-12	G 1	45	18	41	41	0,4
5036-20-20	30-32	1 1/4"	1 5/8-12	G 1 1/4	55	20	50	50	0,58
5036-24-24	38	1 1/2"	1 7/8-12	G 1 1/2	57	22	55	60	0,79

1907

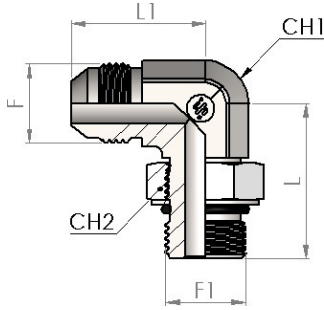
Male stud connector JIC-UNF (ISO 11926)

SDS



Product number	Ø tube		Thread		Dimension				Weight
	mm	inch	F	F1	L	L2	L3	CH1	kg/unit
1907-04-04	6	1/4"	7/16-20	7/16-20	31	14	9	14	0,015
1907-04-05	6	1/4"	7/16-20	1/2-20	31	14	9	17	0,025
1907-04-06	6	1/4"	7/16-20	9/16-18	32.5	14	10	17	0,027
1907-05-05	8	5/16"	1/2-20	1/2-20	31	14	9	17	0,02
1907-05-06	8	5/16"	1/2-20	9/16-18	33	14	10	17	0,03
1907-06-04	10	5/16"	9/16-18	7/16-20	32.5	14	9	17	0,03
1907-06-06	10	3/8"	9/16-18	9/16-18	33	14	10	17	0,025
1907-06-08	10	3/8"	9/16-18	3/4-16	35	14	11	22	0,045
1907-08-06	12	1/2"	3/4-16	9/16-18	36	17	10	22	0,056
1907-08-08	12	1/2"	3/4-16	3/4-16	37.5	17	11	22	0,06
1907-08-10	12	1/2"	3/4-16	7/8-14	40	17	12.5	27	0,075
1907-08-12	12	1/2"	3/4-16	11/16-12	44.5	17	15	32	0,125
1907-10-08	14-16	5/8"	7/8-14	3/4-16	41.5	19	11	24	0,065
1907-10-10	14-16	5/8"	7/8-14	7/8-14	43	19	12.5	27	0,075
1907-10-12	14-16	5/8"	7/8-14	11/16-12	47.5	19	15	32	0,135
1907-12-10	18-20	3/4"	11/16-12	7/8-14	45.5	22	12.5	27	0,11
1907-12-12	18-20	3/4"	11/16-12	11/16-12	47	22	15	32	0,135
1907-12-16	18-20	3/4"	11/16-12	15/16-12	50.5	22	15	38	0,2
1907-16-12	25	1"	15/16-12	11/16-12	50.5	23	15	36	0,2
1907-16-16	25	1"	15/16-12	15/16-12	52	23	15	41	0,205
1907-20-20	30-32	1.1/4"	15/8-12	15/8-12	55	24	15	50	0,364
1907-24-24	38	1.1/2"	17/8-12	17/8-12	60	27.5	15	55	0,487

5190



90° Adjustable stud elbow JIC-UNF (ISO 11926)

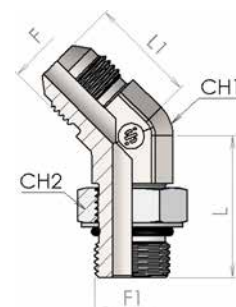
SDE

Product number	Ø tube		Thread		Dimension				Weight
	mm	inch	F	F1	L	L1	CH1	CH2	kg/unit
5190-04	6	1/4"	7/16-20	7/16-20	27	22	12	14	0,037
5190-05	8	5/16"	1/2-20	1/2-20	30	24	14	17	0,047
5190-06-05	8	5/16"	1/2-20	9/16-18	33	24	14	19	0,060
5190-06	10	3/8"	9/16-18	9/16-18	33	27	14	19	0,063
5190-06-08	12	1/2"	3/4-16	9/16-18	35	32	19	19	0,13
5190-08	12	1/2"	3/4-16	3/4-16	37	32	19	24	0,16
5190-08-10	16	5/8"	7/8-14	3/4-16	40	36	22	24	0,18
5190-10	16	5/8"	7/8-14	7/8-14	43	36	22	27	0,186
5190-10-12	20	3/4"	1.1/16-12	7/8-14	46.5	42	27	27	0,297
5190-12-08	12	1/2"	3/4-16	1.1/16-12	50	36	27	19	0,290
5190-12-10	16	5/8"	7/8-14	1.1/16-12	50.5	39	27	36	0,293
5190-12	20	3/4"	1.1/16-12	1.1/16-12	50	42	27	36	0,301
5190-16	25	1"	1.5/16-12	1.5/16-12	53	46	33	41	0,426
5190-20	30-32	1.1/4"	1.5/8-12	1.5/8-12	58	52	41	50	0,674
5190-24	38	1.1/2"	1.7/8-12	1.7/8-12	63	59	50	55	0,917

5200

45° Adjustable stud elbow JIC-UNF (ISO 11926)

SDE45

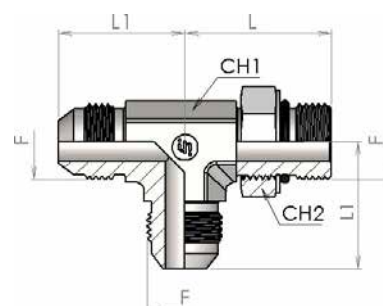


Product number	W.P. bar	Ø tube		Thread		Dimension				Weight kg/unit
		mm	inch	F	F1	L	L1	CH1	CH2	
5200-04	315	6	1/4"	7/16-20	7/16-20	27	20	12	14	0,034
5200-05	315	8	5/16"	1/2-20	1/2-20	28	21	14	17	0,042
5200-06	250	10	3/8"	9/16-18	9/16-18	30	21.5	14	19	0,052
5200-08	250	12	1/2"	3/4-16	3/4-16	33.5	26	19	24	0,104
5200-10	200	16	5/8"	7/8-14	7/8-14	39	29	22	27	0,157
5200-12	200	20	3/4"	1.1/16-12	1.1/16-12	44	33	27	36	0,258
5200-16	160	25	1"	1.5/16-12	1.5/16-12	47	37.5	33	41	0,375
5200-20	125	30-32	1.1/4"	1.5/8-12	1.5/8-12	48.5	40.5	41	50	0,57

5210

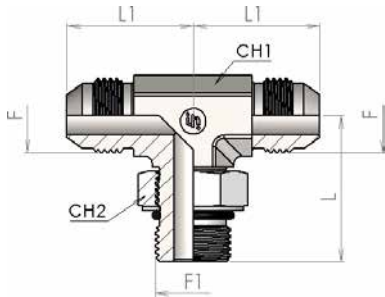
Adjustable stud Run Tee JIC-UNF (ISO 11926)

SDRT



Product number	Ø tube		Thread		Dimension				Weight kg/unit
	mm	inch	F	F1	L	L1	CH1	CH2	
5210-04	6	1/4"	7/16-20	7/16-20	27	22	12	14	0,046
5210-05	8	5/16"	1/2-20	1/2-20	30	24	14	17	0,066
5210-06	10	3/8"	9/16-18	9/16-18	33	27	14	19	0,076
5210-08	12	1/2"	3/4-16	3/4-16	37	32	19	24	0,15
5210-10	16	5/8"	7/8-14	7/8-14	43	36	22	27	0,224
5210-12	20	3/4"	1.1/16-12	1.1/16-12	50	42	27	36	0,367
5210-16	25	1"	1.5/16-12	1.5/16-12	53	46	33	41	0,506
5210-20	30-32	1.1/4"	1.5/8-12	1.5/8-12	58	52	41	50	1,053
5210-24	38	1.1/2"	1.7/8-12	1.7/8-12	63	59	50	55	1,296

5220

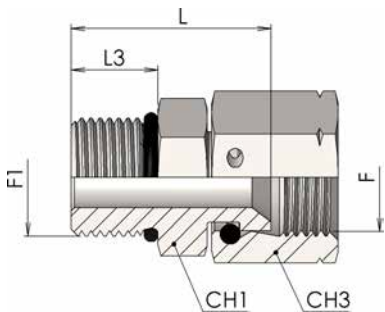


Adjustable stud Branch Tee JIC-UNF (ISO 11926)

SDBT

Product number	Ø tube		Thread		Dimension				Weight kg/unit
	mm	inch	F	F1	L	L1	CH1	CH2	
5220-04	6	1/4"	7/16-20	7/16-20	27	22	12	14	0,046
5220-05	8	5/16"	1/2-20	1/2-20	30	24	14	17	0,066
5220-06	10	3/8"	9/16-18	9/16-18	33	27	14	19	0,076
5220-08	12	1/2"	3/4-16	3/4-16	37	32	19	24	0,15
5220-10	16	5/8"	7/8-14	7/8-14	43	36	22	27	0,224
5220-12	20	3/4"	1.1/16-12	1.1/16-12	50	42	27	36	0,367
5220-16	25	1"	1.5/16-12	1.5/16-12	53	46	33	41	0,506
5220-20	30-32	1.1/4"	1.5/8-12	1.5/8-12	58	52	41	50	1,053
5220-24	38	1.1/2"	1.7/8-12	1.7/8-12	63	59	50	55	1,296

5050



JIC Swivel female - Male UNF (ISO 11926)

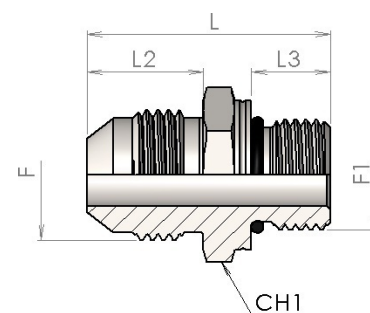
SWS

Product number	Ø tube		Thread		Dimension				Weight kg/unit
	mm	inch	F	F1	L	L3	CH1	CH3	
5050-04	6	1/4"	7/16-20	7/16-20	27	9	14	14	0,03
5050-05	8	5/16"	1/2-20	1/2-20	28	9	17	17	0,033
5050-06	10	3/8"	9/16-18	9/16-18	32	10	17	19	0,038
5050-08	12	1/2"	3/4-16	3/4-16	33	11	22	22	0,065
5050-10	16	5/8"	7/8-14	7/8-14	36.5	12.5	27	27	0,115
5050-12	20	3/4"	1.1/16-12	1.1/16-12	41	15	32	32	0,185
5050-16	25	1"	1.5/16-12	1.5/16-12	43.5	15	41	41	0,235
5050-20	32	1.1/4"	1.5/8-12	1.5/8-12	47	15	50	50	0,5
5050-24	38	1.1/2"	1.7/8-12	1.7/8-12	51.5	15	55	60	0,69

1910

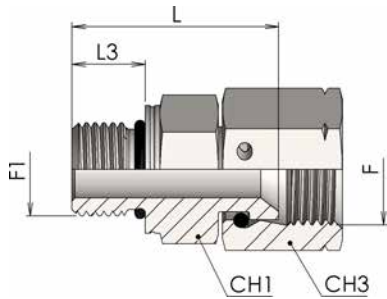
Male stud connector JIC-METRIC (ISO 6149)

SDS



Product number	Ø tube		Thread		Dimension				Weight
	mm	inch	F	F1	L	L2	L3	CH1	kg/unit
1910-10-04	6	1/4"	7/16-20	M10x1	30	14	8.5	14	0,025
1910-10-05	8	5/16"	1/2-20	M10x1	30	14	8.5	14	0,03
1910-12-04	6	1/4"	7/16-20	M12x1,5	33	14	11	17	0,033
1910-12-05	8	5/16"	1/2-20	M12x1,5	32.5	14	11	17	0,037
1910-14-06	10	3/8"	9/16-18	M14x1,5	33.5	14	11	19	0,045
1910-16-06	10	3/8"	9/16-18	M16x1,5	35	14	11.5	22	0,055
1910-16-08	12	1/2"	3/4-16	M16x1,5	38	17	11.5	22	0,058
1910-18-08	12	1/2"	3/4-16	M18x1,5	39.5	17	12.5	24	0,075
1910-18-10	14-16	5/8"	7/8-14	M18x1,5	42	19	12.5	24	0,075
1910-22-10	14-16	5/8"	7/8-14	M22x1,5	43	19	13	27	0,1
1910-22-12	18-20	3/4"	1 1/16-12	M22x1,5	48	22	13	27	0,105
1910-27-12	18-20	3/4"	1 1/16-12	M27x2	49	22	16	32	0,16
1910-33-16	25	1"	1 5/16-12	M33x2	51	23	16	41	0,275
1910-42-20	30-32	1.1/4"	1 5/8-12	M42x2	54.5	24	16	50	0,435
1910-48-24	38	1.1/2"	1 7/8-12	M48x2	59	27.5	17.5	55	0,57

5038



JIC Swivel female - Male Metric (ISO 6149)

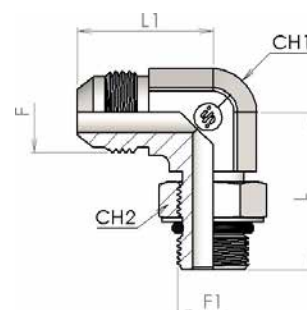
SWS

Product number	Ø tube		Thread		Dimension				Weight
	mm	inch	F	F1	L	L3	CH1	CH3	kg/unit
5038-10-04	6	1/4"	7/16-20	M10x1	26.5	9.5	14	14	0,025
5038-12-05	8	5/16"	1/2-20	M12x1,5	29	11	17	17	0,065
5038-14-06	10	3/8"	9/16-18	M14x1,5	31	11	19	19	0,07
5038-16-08	12	1/2"	3/4-16	M16x1,5	33	12.5	22	22	0,085
5038-18-08	12	1/2"	3/4-16	M18x1,5	35.5	14	24	22	0,095
5038-18-10	14-16	5/8"	7/8-14	M18x1,5	36	14	24	27	0,11
5038-22-10	14-16	5/8"	7/8-14	M22x1,5	38	15	27	27	0,12
5038-27-12	18-20	3/4"	1 1/16-12	M27x2	43.5	18.5	32	32	0,2
5038-33-16	25	1"	1 5/16-12	M33x2	45.5	18.5	41	41	0,25
5038-42-20	30-32	1 1/4"	1 5/8-12	M42x2	49.5	19	50	50	0,5
5038-48-24	38	1 1/2"	1 7/8-12	M48x2	54.5	21.5	55	60	0,69

5430

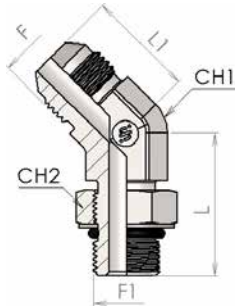
90° Adjustable stud elbow JIC-METRIC (ISO 6149)

SDE



Product number	Ø tube		Thread		Dimension				Weight
	mm	inch	F	F1	L	L1	CH1	CH2	kg/unit
5430-10-04	6	1/4"	7/16-20	M10x1	29	22	12	14	0,023
5430-12-04	6	1/4"	7/16-20	M12x1.5	33	23	14	17	0,028
5430-14-06	10	3/8"	9/16-18	M14x1.5	34	27	14	19	0,036
5430-16-06	10	3/8"	9/16-18	M16x1.5	38	29.5	19	22	0,074
5430-16-08	12	1/2"	3/4-16	M16x1.5	38	32	19	22	0,077
5430-18-08	12	1/2"	3/4-16	M18x1.5	41	32	19	24	0,078
5430-18-10	16	5/8"	7/8-14	M18x1.5	42	37	22	24	0,139
5430-22-10	16	5/8"	7/8-14	M22x1.5	43	36	22	27	0,119
5430-22-12	20	3/4"	1.1/16-12	M22x1.5	47.5	42	27	27	0,234
5430-27-12	20	3/4"	1.1/16-12	M27x2	52	42	27	32	0,208
5430-33-16	25	1"	1.5/16-12	M33x2	54	46	33	41	0,333
5430-42-20	30	1.1/4"	1.5/8-12	M42x2	60	52	41	50	0,575

5440



45° Adjustable stud elbow JIC-METRIC (ISO 6149)

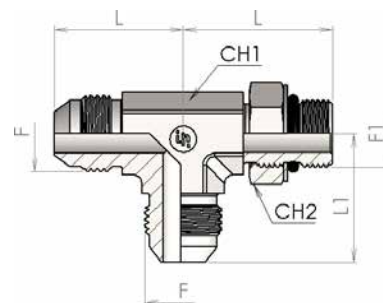
SDE45

Product number	Ø tube		Thread		Dimension				Weight
	mm	inch	F	F1	L	L1	CH1	CH2	kg/unit
5440-10-04	6	1/4"	7/16-20	M10x1	27	21	12	14	0,017
5440-12-04	6	1/4"	7/16-20	M12x1.5	30	21.5	14	17	0,025
5440-12-05	8	5/16"	1/2-20	M12x1.5	31	22	14	17	0,037
5440-14-06	10	3/8"	9/16-18	M14x1.5	32	21.5	14	19	0,031
5440-16-08	12	1/2"	3/4-16	M16x1.5	34	26	19	22	0,065
5440-18-08	12	1/2"	3/4-16	M18x1.5	36	26	19	24	0,066
5440-22-10	16	5/8"	7/8-14	M22x1.5	38	29	22	27	0,099
5440-27-12	20	3/4"	1.1/16-12	M27x2	45	33	27	32	0,173
5440-33-16	25	1"	1.5/16-12	M33x2	48	37.5	33	41	0,287
5440-42-20	30	1.1/4"	1.5/8-12	M42x2	48.5	40.5	41	50	0,482
5440-48-24	38	1.1/2"	1.7/8-12	M48x2	55	45.5	50	55	0,836

5450

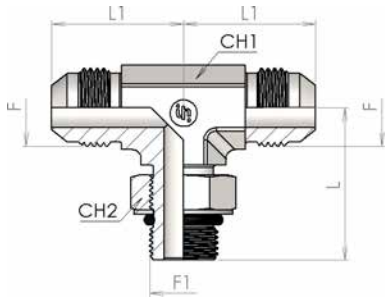
Adjustable stud Run Tee JIC-METRIC (ISO 6149)

SDRT



Product number	Ø tube		Thread		Dimension				Weight kg/unit
	mm	inch	F	F1	L	L1	CH1	CH2	
5450-10-04	6	1/4"	7/16-20	M10x1	29	22	12	14	0,027
5450-12-05	8	5/16"	1/2-20	M12x1.5	33	24	14	17	0,053
5450-14-06	10	3/8"	9/16-18	M14x1.5	34	27	14	19	0,053
5450-16-08	12	1/2"	3/4-16	M16x1.5	38	32	19	22	0,095
5450-18-08	12	1/2"	3/4-16	M18x1.5	41	32	19	24	0,114
5450-22-10	16	5/8"	7/8-14	M22x1.5	43	36	22	27	0,175
5450-27-12	20	3/4"	1.1/16-12	M27x2	52	42	27	32	0,304
5450-33-16	25	1"	1.5/16-12	M33x2	54	46	33	41	0,491
5450-42-20	30	1.1/4"	1.5/8-12	M42x2	60	52	41	50	0,772
5450-48-24	38	1.1/2"	1.7/8-12	M48x2	67	59	50	55	1,069

5455



Adjustable stud Branch Tee JIC-METRIC (ISO 6149)

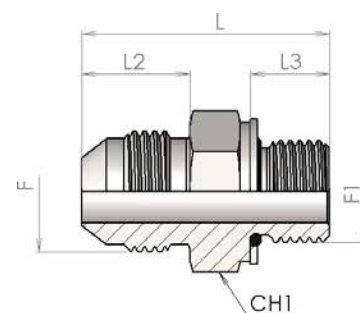
SDBT

Product number	Ø tube		Thread		Dimension				Weight kg/unit
	mm	inch	F	F1	L	L1	CH1	CH2	
5455-10-04	6	1/4"	7/16-20	M10x1	29	22	12	14	0,027
5455-12-05	8	5/16"	1/2-20	M12x1.5	33	24	14	17	0,053
5455-14-06	10	3/8"	9/16-18	M14x1.5	34	27	14	19	0,053
5455-16-08	12	1/2"	3/4-16	M16x1.5	38	32	19	22	0,095
5455-18-08	12	1/2"	3/4-16	M18x1.5	41	32	19	24	0,114
5455-22-10	16	5/8"	7/8-14	M22x1.5	43	36	22	27	0,175
5455-27-12	20	3/4"	1.1/16-12	M27x2	52	42	27	32	0,304
5455-33-16	25	1"	1.5/16-12	M33x2	54	46	33	41	0,491
5455-42-20	30	1.1/4"	1.5/8-12	M42x2	60	52	41	50	0,772
5455-48-24	38	1.1/2"	1.7/8-12	M48x2	67	59	50	55	1,069

1777

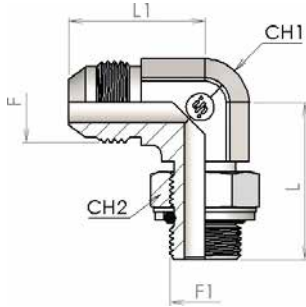
Male stud connector JIC-METRIC with O-ring and retaining ring

SDS



Product number	Ø tube		Thread		Dimension				Weight
	mm	inch	F	F1	L	L2	L3	CH1	kg/unit
1777-10-04	6	1/4"	7/16-20	M10x1	30	14	9	14	0,025
1777-10-05	8	5/16"	1/2-20	M10x1	30	14	9	14	0,025
1777-12-04	6	1/4"	7/16-20	M12x1,5	32.5	14	11.5	17	0,035
1777-12-05	8	5/16"	1/2-20	M12x1,5	32.5	14	11.5	17	0,035
1777-14-06	10	3/8"	9/16-18	M14x1,5	33.5	14	11.5	19	0,035
1777-16-06	10	3/8"	9/16-18	M16x1,5	34.5	14	12.5	22	0,05
1777-16-08	12	1/2"	3/4-16	M16x1,5	37.5	17	12.5	22	0,055
1777-18-08	12	1/2"	3/4-16	M18x1,5	39.5	17	13.5	24	0,065
1777-18-10	14-16	5/8"	7/8-14	M18x1,5	42	19	13.5	24	0,07
1777-22-10	14-16	5/8"	7/8-14	M22x1,5	44.5	19	15	27	0,09
1777-22-12	18-20	3/4"	1 1/16-12	M22x1,5	48	22	15	27	0,1
1777-27-12	18-20	3/4"	1 1/16-12	M27x2	52.5	22	18.5	32	0,155
1777-33-16	25	1"	1 5/16-12	M33x2	54	23	18.5	41	0,265
1777-42-20	30-32	1.1/4"	1 5/8-12	M42x2	58	24	19.5	50	0,425
1777-48-24	38	1.1/2"	1 7/8-12	M48x2	65	27.5	21.5	55	0,545

5400



90° Adjustable stud elbow JIC-METRIC with O-ring and retaining ring

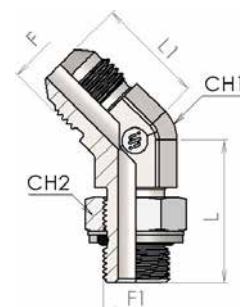
SDE

Product number	Ø tube		Thread		Dimension				Weight
	mm	inch	F	F1	L	L1	CH1	CH2	kg/unit
5400-10-04	6	1/4"	7/16-20	M10x1	29	22	12	14	0,023
5400-10-05	8	5/16"	1/2-20	M10x1	31	24	14	14	0,029
5400-12-04	6	1/4"	7/16-20	M12x1.5	33	23	14	17	0,028
5400-12-05	8	5/16"	1/2-20	M12x1.5	33	24	14	17	0,029
5400-14-05	8	5/16"	1/2-20	M14x1.5	34	24	14	19	0,03
5400-14-06	10	3/8"	9/16-18	M14x1.5	34	27	14	19	0,036
5400-16-06	10	3/8"	9/16-18	M16x1.5	38	29.5	19	22	0,074
5400-16-08	12	1/2"	3/4-16	M16x1.5	38	32	19	22	0,077
5400-18-08	12	1/2"	3/4-16	M18x1.5	41	32	19	24	0,078
5400-18-10	16	5/8"	7/8-14	M18x1.5	42	36	22	24	0,104
5400-22-10	16	5/8"	7/8-14	M22x1.5	43	36	22	27	0,119
5400-22-12	20	3/4"	1.1/16-12	M22x1.5	47.5	42	27	27	0,198
5400-27-12	20	3/4"	1.1/16-12	M27x2	52	42	27	32	0,208
5400-27-16	25	1"	1.5/16-12	M27x2	53	46	33	32	0,333
5400-33-16	25	1"	1.5/16-12	M33x2	54	46	33	41	0,333
5400-42-20	30	1.1/4"	1.5/8-12	M42x2	60	52	41	50	0,575
5400-48-24	38	1.1/2"	1.7/8-12	M48x2	67	59	50	55	0,872

5410

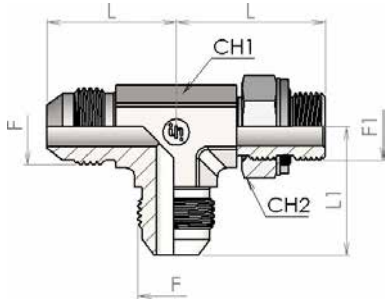
45° Adjustable stud elbow JIC-Metric with O'ring and retaining ring

SDE45



Product number	Ø tube		Thread		Dimension				Weight
	mm	inch	F	F1	L	L1	CH1	CH2	kg/unit
5410-10-04	6	1/4"	7/16-20	M10x1	27	21	12	14	0,023
5410-12-04	6	1/4"	7/16-20	M12x1.5	30	21.5	14	17	0,025
5410-12-05	8	5/16"	1/2-20	M12x1.5	30	21.5	14	17	0,028
5410-14-06	10	3/8"	9/16-18	M14x1.5	32	21.5	14	19	0,036
5410-16-08	12	1/2"	3/4-16	M16x1.5	34	26	19	22	0,068
5410-18-08	12	1/2"	3/4-16	M18x1.5	36	26	19	24	0,078
5410-22-10	16	5/8"	7/8-14	M22x1.5	38	29	22	27	0,119
5410-27-12	20	3/4"	1.1/16-12	M27x2	45	33	27	32	0,208
5410-33-16	25	1"	1.5/16-12	M33x2	48	37.5	33	41	0,287
5410-42-20	30	1.1/4"	1.5/8-12	M42x2	48,5	40,5	41	50	0,575
5410-48-24	38	1.1/2"	1.7/8-12	M48x2	55	45.5	50	55	0,842

5420



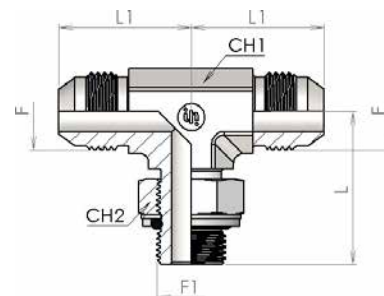
Adjustable stud Run Tee JIC-METRIC with O-ring and retaining ring

SDRT

Product number	Ø tube		Thread		Dimension				Weight kg/unit
	mm	inch	F	F1	L	L1	CH1	CH2	
5420-10-04	6	1/4"	7/16-20	M10x1	29	22	12	14	0,027
5420-12-05	8	5/16"	1/2-20	M12x1.5	33	24	14	17	0,042
5420-14-06	10	3/8"	9/16-18	M14x1.5	34	27	14	19	0,053
5420-16-08	12	1/2"	3/4-16	M16x1.5	38	32	19	22	0,113
5420-18-08	12	1/2"	3/4-16	M18x1.5	41	32	19	24	0,114
5420-22-10	16	5/8"	7/8-14	M22x1.5	43	36	22	27	0,175
5420-27-12	20	3/4"	1.1/16-12	M27x2	52	42	27	32	0,304
5420-33-16	25	1"	1.5/16-12	M33x2	54	46	33	41	0,530
5420-42-20	30	1.1/4"	1.5/8-12	M42x2	60	52	41	50	0,772
5420-48-24	38	1.1/2"	1.7/8-12	M48x2	67	59	50	55	1,069

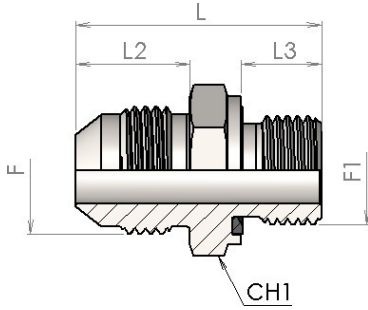
5425

**Adjustable stud Branch Tee JIC-
METRIC with O-ring and retaining
ring**

SDBT

Product number	Ø tube		Thread		Dimension				Weight kg/unit
	mm	inch	F	F1	L	L1	CH1	CH2	
5425-10-04	6	1/4"	7/16-20	M10x1	29	22	12	14	0,027
5425-12-05	8	5/16"	1/2-20	M12x1.5	33	24	14	17	0,042
5425-14-06	10	3/8"	9/16-18	M14x1.5	34	27	14	19	0,053
5425-16-08	12	1/2"	3/4-16	M16x1.5	38	32	19	22	0,095
5425-18-08	12	1/2"	3/4-16	M18x1.5	41	32	19	24	0,114
5425-22-10	16	5/8"	7/8-14	M22x1.5	43	36	22	27	0,175
5425-27-12	20	3/4"	1.1/16-12	M27x2	52	42	27	32	0,304
5425-33-16	25	1"	1.5/16-12	M33x2	54	46	33	41	0,530
5425-42-20	30	1.1/4"	1.5/8-12	M42x2	60	52	41	50	0,772
5425-48-24	38	1.1/2"	1.7/8-12	M48x2	67	59	50	55	1,069

1775



Male stud connector JIC-METRIC (Form E ISO 9974-2)

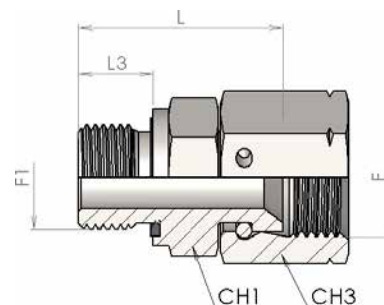
SDS

Product number	Ø tube		Thread		Dimension				Weight
	mm	inch	F	F1	L	L2	L3	CH1	kg/unit
1775-10-04	6	1/4"	7/16-20	M10x1	30	14	8	14	0,02
1775-10-05	8	5/16"	1/2-20	M10x1	30	14	8	14	0,017
1775-12-04	6	1/4"	7/16-20	M12x1,5	34	14	12	17	0,03
1775-12-05	8	5/16"	1/2-20	M12x1,5	34	14	12	17	0,028
1775-14-06	10	3/8"	9/16-18	M14x1,5	34	14	12	19	0,037
1775-16-06	10	3/8"	9/16-18	M16x1,5	36	14	12	22	0,05
1775-16-08	12	1/2"	3/4-16	M16x1,5	39	17	12	22	0,055
1775-18-08	12	1/2"	3/4-16	M18x1,5	39	17	12	24	0,07
1775-18-10	14-16	5/8"	7/8-14	M18x1,5	42	19	12	24	0,105
1775-22-10	14-16	5/8"	7/8-14	M22x1,5	45	19	14	27	0,16
1775-22-12	18-20	3/4"	1 1/16-12	M22x1,5	48	22	14	27	0,27
1775-27-12	18-20	3/4"	1 1/16-12	M27x2	51	22	16	32	0,43
1775-33-16	25	1"	1 5/16-12	M33x2	55	23	18	41	0,43
1775-42-20	30-32	1.1/4"	1 5/8-12	M42x2	60	24	20	50	0,435
1775-48-24	38	1.1/2"	1 7/8-12	M48x2	67	27,5	22	55	0,58

5037

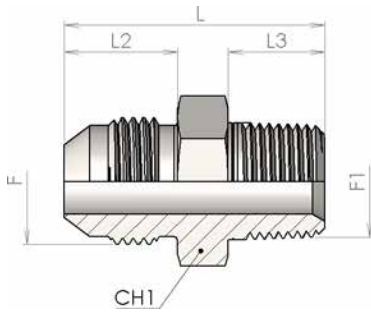
JIC Swivel female - Male Metric (Form E ISO 9974-2)

SWS



Product number	Ø tube		Thread		Dimension				Weight
	mm	inch	F	F1	L	L3	CH1	CH3	kg/unit
5037-10-04	6	1/4"	7/16-20	M10x1	25	8	14	14	0,028
5037-12-05	8	5/16"	1/2-20	M12x1,5	30	12	17	17	0,032
5037-14-06	10	3/8"	9/16-18	M14x1,5	32	12	19	19	0,042
5037-16-08	12	1/2"	3/4-16	M16x1,5	32.5	12	22	22	0,062
5037-18-08	12	1/2"	3/4-16	M18x1,5	33.5	12	24	22	0,07
5037-18-10	14-16	5/8"	7/8-14	M18x1,5	34	12	24	27	0,125
5037-22-10	14-16	5/8"	7/8-14	M22x1,5	37	14	27	27	0,155
5037-27-12	18-20	3/4"	1 1/16-12	M27x2	41	16	32	32	0,175
5037-33-16	25	1"	1 5/16-12	M33x2	43	18	41	41	0,26
5037-42-20	30-32	1 1/4"	1 5/8-12	M42x2	50.5	20	50	50	0,485

1906



Male stud connector JIC-NPTF

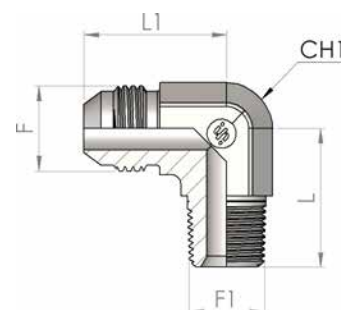
SDS

Product number	Ø tube		Thread		Dimension				Weight
	mm	inch	F	F1	L	L2	L3	CH1	kg/unit
1906-02-04	6	1/4"	7/16-20	1/8-27 NPTF	30	14	10	12	0,014
1906-02-05	8	5/16"	1/2-20	1/8-27 NPTF	31	14	10	14	0,017
1906-04-04	6	1/4"	7/16-20	1/4-18 NPTF	36	14	14.5	15	0,025
1906-04-05	8	5/16"	1/2-20	1/4-18 NPTF	36	14	14.5	15	0,025
1906-04-06	10	3/8"	9/16-18	1/4-18 NPTF	36	14	14.5	17	0,027
1906-06-06	10	3/8"	9/16-18	3/8-18 NPTF	35	14	14.5	19	0,03
1906-06-08	12	1/2"	3/4-16	3/8-18 NPTF	37.5	17	14.5	22	0,045
1906-06-10	16	5/8"	7/8-14	3/8-18 NPTF	43	19	14.5	24	0,063
1906-08-08	12	1/2"	3/4-16	1/2-14 NPTF	43.5	17	19	22	0,074
1906-08-10	16	5/8"	7/8-14	1/2-14 NPTF	48	19	19	24	0,077
1906-12-10	16	5/8"	7/8-14	3/4-14 NPTF	49.5	19	19	27	0,12
1906-12-12	20	3/4"	1 1/16-12	3/4-14 NPTF	52.5	22	19	27	0,12
1906-16-16	25	1"	1 5/16-12	1-11.1/2 NPTF	58.5	23	24	36	0,19
1906-20-20	32	1.1/4"	1 5/8-12	1.1/4-1.1/2 NPTF	60.5	24	24.6	46	0,315
1906-24-24	38	1.1/2"	1 7/8-12	1.1/2-11.1/2 NPTF	66	27.5	25.5	50	0,43
1906-32-32	50	2"	2 1/2-12	2-11/12 NPTF	77.6	33.9	26.2	65	0,774

5140

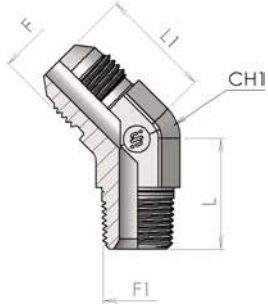
90° Male stud Elbow JIC-NPTF

SDE



Product number	Ø tube		Thread		Dimension			Weight kg/unit
	mm	inch	F	F1	L	L1	CH1	
5140-02-04	6	1/4"	7/16-20	1/8-27 NPTF	19.5	22	12	0,023
5140-02-05	8	5/16"	1/2-20	1/8-27 NPTF	24.5	24	14	0,029
5140-04-04	6	1/4"	7/16-20	1/4-18 NPTF	27.5	23	14	0,042
5140-04-05	8	5/16"	1/2-20	1/4-18 NPTF	27.5	24	14	0,042
5140-04-06	10	3/8"	9/16-18	1/4-18 NPTF	27.5	27	14	0,045
5140-06-06	10	3/8"	9/16-18	3/8-18 NPTF	31	29.5	19	0,076
5140-06-08	12	1/2"	3/4-16	3/8-18 NPTF	31	32	19	0,086
5140-06-10	14-16	5/8"	7/8-14	3/8-18 NPTF	33.5	36	22	0,127
5140-08-06	10	3/8"	9/16-18	1/2-14 NPTF	36	31.5	22	0,117
5140-08-08	12	1/2"	3/4-16	1/2-14 NPTF	36	34	22	0,125
5140-08-10	14-16	5/8"	7/8-14	1/2-14 NPTF	36	36	22	0,129
5140-08-12	18-20	3/4"	1.1/16-12	1/2-14 NPTF	38	42	27	0,204
5140-12-08	12	1/2"	3/4-16	3/4-14 NPTF	40.5	37	27	0,19
5140-12-10	14-16	5/8"	7/8-14	3/4-14 NPTF	40.5	39	27	0,192
5140-12-12	18-20	3/4"	1.1/16-12	3/4-14 NPTF	40.5	42	27	0,198
5140-16-16	25	1"	1.5/16-12	1-11.1/2 NPTF	50	46	33	0,328
5140-20-20	30-32	1.1/4"	1.5/8-12	1.1/4-11.1/2 NPTF	60.5	52	41	0,549
5140-24-24	38	1.1/2"	1.7/8-12	1.1/2-11.1/2 NPTF	67	59	50	0,747

5150



45° Male stud Elbow JIC-NPTF

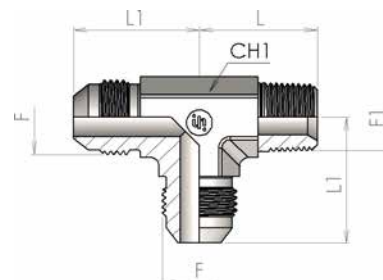
SDE45

Product number	Ø tube		Thread		Dimension			Weight
	mm	inch	F	F1	L	L1	CH1	kg/unit
5150-02-04	6	1/4"	7/16-20	1/8-27 NPTF	16.5	18.5	12	0,02
5150-02-05	8	5/16"	1/2-20	1/8-27 NPTF	16.5	19.5	14	0,025
5150-04-04	6	1/4"	7/16-20	1/4-18 NPTF	22	21	14	0,03
5150-04-05	8	5/16"	1/2-20	1/4-18 NPTF	22	21	14	0,03
5150-04-06	10	3/8"	9/16-18	1/4-18 NPTF	22	21	14	0,027
5150-06-06	10	3/8"	9/16-18	3/8-18 NPTF	24	22	19	0,052
5150-06-08	12	1/2"	3/4-16	3/8-18 NPTF	24	25	19	0,06
5150-06-10	14-16	5/8"	7/8-14	3/8-18 NPTF	25	28	22	0,095
5150-08-08	12	1/2"	3/4-16	1/2-14 NPTF	29.5	25	22	0,092
5150-08-10	14-16	5/8"	7/8-14	1/2-14 NPTF	29.5	28	22	0,092
5150-08-12	18-20	3/4"	1.1/16-12	1/2-14 NPTF	30.5	32.5	27	0,145
5150-12-12	18-20	3/4"	1.1/16-12	3/4-14 NPTF	30.5	32.5	27	0,15
5150-16-16	25	1"	1.5/16-12	1-11.1/2 NPTF	37.5	37	33	0,24
5150-20-20	30-32	1.1/4"	1.5/8-12	1.1/4-11.1/2 NPTF	42.5	40.5	41	0,385

5160

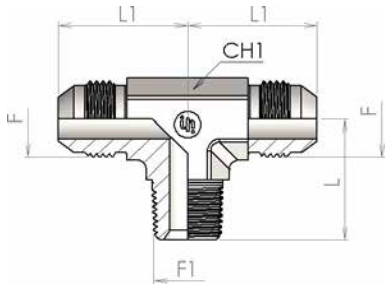
NPTF Run Tee

SDRT



Product number	Ø tube		Thread		Dimension			Weight kg/unit
	mm	inch	F	F1	L	L1	CH1	
5160-02-04	6	1/4"	7/16-20	1/8-27 NPTF	19.5	22	12	0,031
5160-04-04	6	1/4"	7/16-20	1/4-18 NPTF	27.5	23	14	0,049
5160-04-06	10	3/8"	9/16-18	1/4-18 NPTF	27.5	27	14	0,057
5160-06-06	10	3/8"	9/16-18	3/8-18 NPTF	31	29.5	22	0,077
5160-06-08	12	1/2"	3/4-16	3/8-18 NPTF	31	32	19	0,113
5160-08-08	12	1/2"	3/4-16	1/2-16 NPTF	36	34	19	0,164
5160-08-10	14-16	5/8"	7/8-14	1/2-14 NPTF	36	36	22	0,173
5160-12-12	18-20	3/4"	1.1/16-12	3/4-14 NPTF	40.5	42	27	0,272
5160-16-16	25	1"	1.5/16-12	1-11.1/2 NPTF	50	46	33	0,413
5160-20-20	30-32	1.1/4"	1.5/8-12	1.1/4-11.1/2 NPTF	60.5	52	41	0,681
5160-24-24	38	1.1/2"	1.7/8-12	1.1/2-11.1/2 NPTF	67	59	50	0,905

5170



NPT Branch Tee

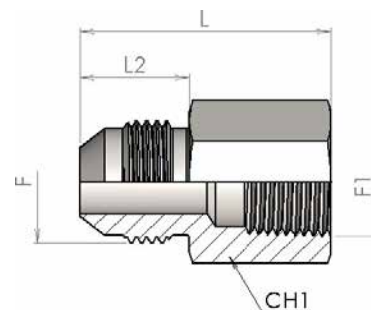
SDBT

Product number	Ø tube		Thread		Dimension			Weight kg/unit
	mm	inch	F	F1	L	L1	CH1	
5170-02-04	6	1/4"	7/16-20	1/8-27 NPTF	19.5	22	12	0,031
5170-04-04	6	1/4"	7/16-20	1/4-18 NPTF	27.5	23	14	0,049
5170-04-06	10	3/8"	9/16-18	1/4-18 NPTF	27.5	27	14	0,057
5170-06-06	10	3/8"	9/16-18	3/8-18 NPTF	31	29.5	19	0,077
5170-06-08	12	1/2"	3/4-16	3/8-18 NPTF	31	32	19	0,113
5170-08-08	12	1/2"	3/4-16	1/2-14 NPTF	36	34	22	0,164
5170-08-10	14-16	5/8"	7/8-14	1/2-14 NPTF	36	36	22	0,173
5170-12-12	18-20	3/4"	1.1/16-12	3/4-14 NPTF	40.5	42	27	0,272
5170-16-16	25	1"	1.5/16-12	1-11.1/2 NPTF	50	46	33	0,413
5170-20-20	30-32	1.1/4"	1.5/8-12	1.1/4-11.1/2 NPTF	60.5	52	41	0,681
5170-24-24	38	1.1/2"	1.7/8-12	1.1/2-11.1/2 NPTF	67	59	50	0,905

5180

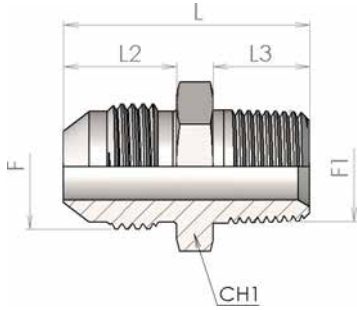
Male JIC -Female NPTF stud connector

SWS



Product number	Ø tube		Thread		Dimension			Weight kg/unit
	mm	inch	F	F1	L	L2	CH1	
5180-02-04	6	1/4"	7/16-20	1/8-27 NPTF	30	14	14	0,045
5180-04-06	10	3/8"	9/16-18	1/4-18 NPTF	35.5	14	19	0,04
5180-06-06	10	3/8"	9/16-18	3/8-18 NPTF	36.5	14	22	0,065
5180-06-08	12	1/2"	3/4-16	3/8-18 NPTF	39.5	17	22	0,045
5180-08-10	16	5/8"	7/8-14	1/2-14 NPTF	48	19.5	30	0,125
5180-12-12	20	3/4"	1.1/16-12	3/4-14 NPTF	52.5	22	36	0,19
5180-16-16	25	1"	1.5/16-12	1-11.1/2 NPTF	59.5	23	41	0,28
5180-20-20	30-32	1.1/4"	1.5/8-12	1.1/4-1.1/2 NPTF	63	24.5	50	0,41
5180-24-24	38	1.1/2"	1.7/8-12	1.1/2-1.1/2 NPTF	66.5	27.5	60	0,37

1903



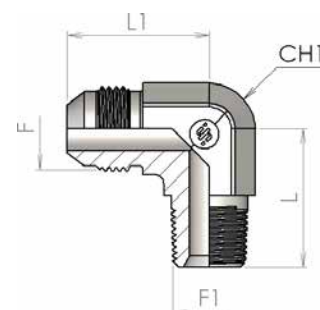
Male Connector Jic/BSPT

Product number	Ø tube		Thread		Dimension				Weight
	mm	inch	F	F1	L	L2	L3	CH1	kg/unit
1903-02-04	6	1/4"	7/16-20	1/8-28 BSPT	30	14	10	12	0,014
1903-02-05	8	5/16"	1/2-20	1/8-28 BSPT	31	14	10	14	0,017
1903-04-04	6	1/4"	7/16-20	1/4-19 BSPT	36	14	14.5	14	0,025
1903-04-05	8	5/16"	1/2-20	1/4-19 BSPT	36	14	14.5	14	0,025
1903-04-06	10	3/8"	9/16-18	1/4-19 BSPT	36	14	14.5	17	0,030
1903-06-06	10	3/8"	9/16-18	3/8-19 BSPT	36	14	14.5	19	0,027
1903-06-08	12	1/2"	3/4-16	3/8-19 BSPT	37.5	17	14.5	19	0,045
1903-06-10	14-16	5/8"	7/8-14	3/8-19 BSPT	43	19	14.5	24	0,063
1903-08-08	12	1/2"	3/4-16	1/2-14 BSPT	43.5	17	19	22	0,074
1903-08-10	14-16	5/8"	7/8-14	1/2-14 BSPT	48	19	19	24	0,077
1903-12-12	20	3/4"	1.1/16-12	3/4-14 BSPT	52.5	22	19	27	0,120
1903-16-12	20	3/4"	1.1/16-12	1-11 BSPT	56	22	24	36	0,175
1903-16-16	25	1"	1.5/16-12	1-11 BSPT	58.5	23	24	36	0,190
1903-20-20	32	1.1/4"	1.5/8-12	1.1/4-11 BSPT	60.5	24	24.5	46	0,315
1903-24-24	38	1.1/2"	1.7/8-12	1.1/2-11 BSPT	66	27.5	25.5	50	0,430

5165

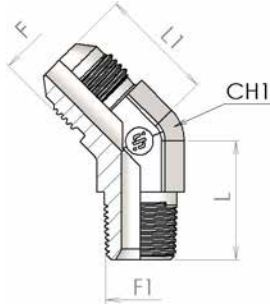
90° Male stud elbows JIC-BSPT

SDE



Product number	Ø tube		Thread		Dimension			Weight
	mm	inch	F	F1	L	L1	CH1	kg/unit
5165-02-04	6	1/4"	7/16-20	1/8-28 BSPT	23	24	14	0,02
5165-02-05	8	5/16"	1/2-20	1/8-28 BSPT	23.5	24	14	0,029
5165-04-04	6	1/4"	7/16-20	1/4-19 BSPT	27.5	23	14	0,042
5165-04-05	8	5/16"	1/2-20	1/4-19 BSPT	27.5	24	14	0,042
5165-04-06	10	3/8"	9/16-18	1/4-19 BSPT	27.5	27	14	0,045
5165-06-06	10	3/8"	9/16-18	3/8-19 BSPT	32	29	19	0,076
5165-06-08	12	1/2"	3/4-16	3/8-19 BSPT	32	31	19	0,086
5165-08-06	10	3/8"	9/16-18	1/2-14 BSPT	36	31.5	22	0,117
5165-08-08	12	1/2"	3/4-16	1/2-14 BSPT	36	33.5	22	0,125
5165-08-10	14-16	5/8"	7/8-14	1/2-14 BSPT	36	36	22	0,129
5165-12-12	18-20	3/4"	1.1/16-12	3/4-14 BSPT	40.5	42	27	0,198
5165-16-16	25	1"	1.5/16-12	1-11 BSPT	50	46	33	0,328

5265



45° Male stud elbows JIC-BSPT

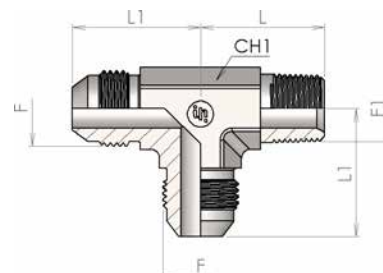
SDE45

Product number	Ø tube		Thread		Dimension			Weight
	mm	inch	F	F1	L	L1	CH1	kg/unit
5265-02-04	6	1/4"	7/16-20	1/8-28 BSPT	16.5	18.5	12	0,02
5265-02-05	8	5/16"	1/2-20	1/8-28 BSPT	16.5	19.5	14	0,025
5265-04-04	6	1/4"	7/16-20	1/4-19 BSPT	22	21	14	0,03
5265-04-05	8	5/16"	1/2-20	1/4-19 BSPT	22	21	14	0,03
5265-04-06	10	3/8"	9/16-18	1/4-19 BSPT	22	21	14	0,027
5265-06-06	10	3/8"	9/16-18	3/8-19 BSPT	24	22	19	0,052
5265-06-08	12	1/2"	3/4-16	3/8-19 BSPT	24	25	19	0,06
5265-08-08	12	1/2"	3/4-16	1/2-14 BSPT	29.5	25	22	0,092
5265-08-10	14-16	5/8"	7/8-14	1/2-14 BSPT	29.5	28	22	0,092
5265-12-12	18-20	3/4"	1.1/16-12	3/4-14 BSPT	30.5	32.5	27	0,15
5265-16-16	25	1"	1.5/16-12	1-11 BSPT	37.5	37	33	0,24

5275

BSPT Run Tee

SDRT

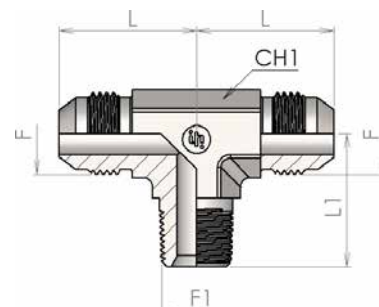


Product number	Ø tube		Thread		Dimension			Weight
	mm	inch	F	F1	L	L1	CH1	kg/unit
5275-02-04	6	1/4"	7/16-20	1/8-28 BSPT	19.5	22	12	0,03
5275-04-04	6	1/4"	7/16-20	1/4-19 BSPT	27.5	23	14	0,052
5275-04-06	10	3/8"	9/16-18	1/4-19 BSPT	27.5	27	14	0,055
5275-06-08	12	1/2"	3/4-16	3/8-19 BSPT	32	31	19	0,111
5275-08-08	12	1/2"	3/4-16	1/2-14 BSPT	36	33.5	22	0,163
5275-08-10	14-16	5/8"	7/8-14	1/2-14 BSPT	36	36	22	0,169
5275-12-12	18-20	3/4"	1.1/16-12	3/4-14 BSPT	42.5	42	27	0,267
5275-16-16	25	1"	1.5/16-12	1-11 BSPT	50	46	33	0,407

5280

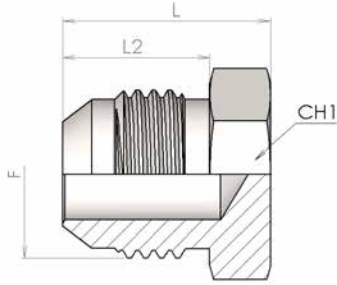
BSPT Branch Tee

SDBT



Product number	Ø tube		Thread		Dimension			Weight
	mm	inch	F	F1	L	L1	CH1	kg/unit
5280-02-04	6	1/4"	7/16-20	1/8-28 BSPT	19.5	22	12	0,03
5280-04-04	6	1/4"	7/16-20	1/4-19 BSPT	27.5	23	14	0,052
5280-04-06	10	3/8"	9/16-18	1/4-19 BSPT	27.5	27	14	0,055
5280-06-08	12	1/2"	3/4-16	3/8-19 BSPT	32	31	19	0,111
5280-08-08	12	1/2"	3/4-16	1/2-14 BSPT	36	33.5	22	0,163
5280-08-10	14-16	5/8"	7/8-14	1/2-14 BSPT	36	36	22	0,169
5280-12-12	18-20	3/4"	1.1/16-12	3/4-14 BSPT	42.5	42	27	0,267
5280-16-16	25	1"	1.5/16-12	1-11 BSPT	50	46	33	0,407

J605



JIC Male plug (ISO 8434-2)

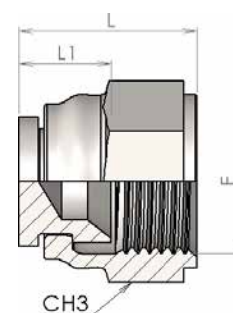
PL

Product number	Ø tube		Thread	Dimension			Weight
	mm	inch	F	L	L2	CH1	kg/unit
J605-04	6	1/4"	7/16-20	20.5	14	12	0,01
J605-05	8	5/16"	1/2-20	20.5	14	14	0,014
J605-06	10	3/8"	9/16-18	21.5	14	17	0,02
J605-08	12	1/2"	3/4-16	24	17	22	0,04
J605-10	14-16	5/8"	7/8-14	28	19	24	0,06
J605-12	18-20	3/4"	1 1/16-12	32.5	22	30	0,095
J605-16	25	1"	1 5/16-12	34	23	36	0,1
J605-20	30-32	1 1/4"	1 5/8-12	37	24	46	0,27
J605-24	38	1 1/2"	1 7/8-12	42	27.5	50	0,36
J605-32	50	2"	2 1/2-12	55	34	65	0,47

J608

JIC Female swivel plug (ISO 8434-2)

PL

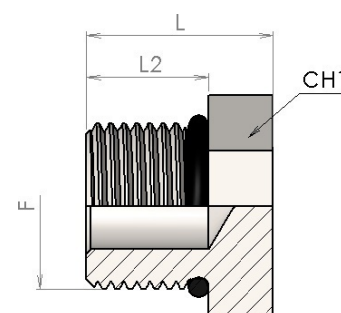


Product number	Ø tube		Thread	Dimension			Weight
	mm	inch	F	L	L1	CH3	kg/unit
J608-04	6	1/4"	7/16-20	18.5	9.5	14	0,014
J608-05	8	5/16"	1/2-20	19.5	10	17	0,019
J608-06	10	3/8"	9/16-18	20.5	11.5	19	0,031
J608-08	12	1/2"	3/4-16	24	13.5	22	0,045
J608-10	16	5/8"	7/8-14	27.5	14,5	27	0,075
J608-12	20	3/4"	1 1/16-12	29.5	16	32	0,114
J608-16	32	1 1/4"	1 5/16-12	33	17	41	0,272
J608-20	38	1 1/2"	1 5/8-12	36.5	20.5	50	0,553
J608-24	50	2"	1 7/8-12	42	23	60	0,93

5040

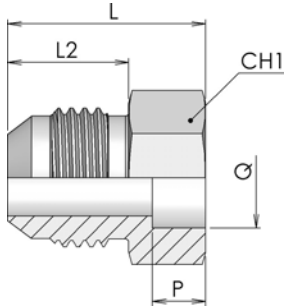
UNF male plug (ISO 11926-1)

PL



Product number	Ø tube		Thread	Dimension			Weight
	mm	inch	F	L	L2	CH1	kg/unit
5040-04	6	1/4"	7/16-20	17	9	14	0,013
5040-05	8	5/16"	1/2-20	17	9	17	0,019
5040-06	10	3/8"	9/16-18	18.5	10	17	0,022
5040-08	12	1/2"	3/4-16	20.5	11	22	0,044
5040-10	14-16	5/8"	7/8-14	23.5	13	27	0,053
5040-12	18-20	3/4"	1 1/16-12	28	15	32	0,117
5040-16	25	1"	1 5/16-12	28.5	15	38	0,141

MJ



JIC braze-on straight connector (ISO 8434-2)

BRS

Product number	Ø tube		Thread	Dimension					Weight
	mm	inch	F	Q	P	L	L2	CH1	kg/unit
MJ-05-10	8	5/16"	1/2-20	10	8.5	26	14	17	0,020
MJ-06-10	10	3/8"	9/16-18	10	8.5	27.5	14	19	0,034
MJ-06-12	10	3/8"	9/16-18	12	8.5	27.5	14	19	0,030
MJ-08-12	12	1/2"	3/4-16	12	8.5	29	17	22	0,047
MJ-10-16	14-16	5/8"	7/8-14	16	9	31.5	19	24	0,058
MJ-12-18	18-20	3/4"	1 1/16-12	18	12.5	40	22	30	0,118
MJ-12-20	18-20	3/4"	1 1/16-12	20	12.5	40	22	30	0,116
MJ-16-25	25	1"	1 5/16-12	25	14	42	23	36	0,161

Adapters DIN 24°





7400



Nut

169



7410

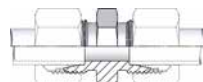


Cutting ring

170



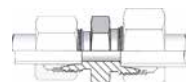
7500



Straight union

171

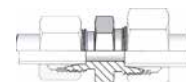
7510



Straight reducer

172

7510



Straight reducer

173

7520



90° Elbow Union

174

7000



Union Tee

175

7010

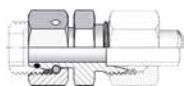


Cross Union

176



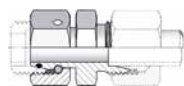
7370_L



Metric union reducer
light series RDSW

177

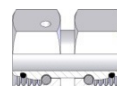
7370_S



Metric union reducer
heavy series RDSW

179

7380



Swivel union

181

7330



Swivel elbow

182

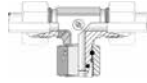
7335



Swivel 45° elbow

183

7340



Swivel branch tee

184

7350



Swivel Run Tee

185



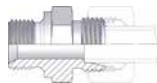
7430_BS



Male stud connector
BSPP thread

186

7435



Male stud connector
BSPP thread

188

7440_BS



Male stud connector
BSPP thread

190

7360_BS



Raccordo diritto
Filettatura: BSPP

194

7600_BS



90° Adjustable BSPP stud
elbow

195

7630



45° Adjustable BSP stud
elbow

196

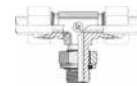
7610_BS



Adjustable stud Run Tee
BSP

197

7620_BS



Adjustable stud Branch
Tee BSPP

198

7240



Male - Female Reduction
Coupling with ESealing

199

7250_BS

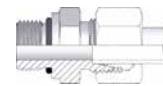


Female connector BSPP
thread

201



7430_UN



Male stud connector
UNF thread

202

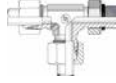
7600_UN



90° Adjustable UNF stud elbow

203

7610_UN



Adjustable stud Run Tee BSP

204

7620_UN



Adjustable stud Branch Tee UNF

205



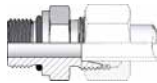
7430_M



Male stud connector Metric thread

206

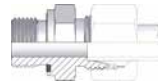
7430_I



Male stud connector Metric thread

207

7440_M



Male stud connector Metric thread

208

7360_M



Raccordo diritto Filettatura: Metrica

210

7600_M



90° Adjustable Metric stud elbow

211

7605



90° Adjustable Metric stud elbow

212

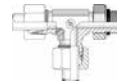
7635



45° Adjustable Metric stud elbow

213

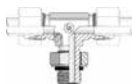
7615



Adjustable stud Run Tee UNF

214

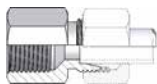
7625



Adjustable stud Branch Tee ORFS-METRIC

215

7250_M

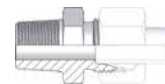


Female connector Metric thread

216



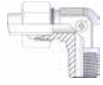
7450_NP



Male connector NPTF tapered thread

217

7460_NP

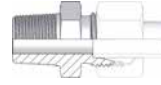


Male stud elbow - NPTF tapered thread

218



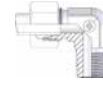
7450_BT



Male stud connector BSPT tapered thread

219

7460_BS

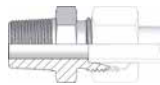


Male stud elbow connector BSPT tapered thread

220



7450_M



Male stud connector Metric tapered thread

221

7460_M

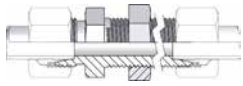


Male stud elbow connector Metric fine tapered thread

221



7020



Straight Bulkhead Union

222

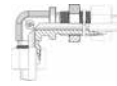
7020_BS



Bulkhead Union BSPP thread

223

7130



Bulkhead 90° Elbow Union

224

M107



Bulkhead locknut

225



7030



Gauge connector

226

7035



Swivel gauge connector

227



7260_BS



Blanking plug Thread:
BSPP

228

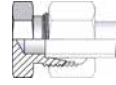
7260_M



Blanking plug
Thread:Metric

229

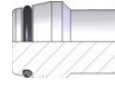
7270



Male plug

230

7290



Pipe plug with O-Ring
seal

231



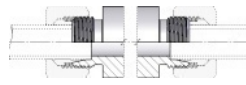
7420



Welding Bosses

232

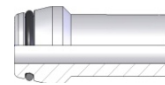
7120



Welding straight
bulkhead

233

7280

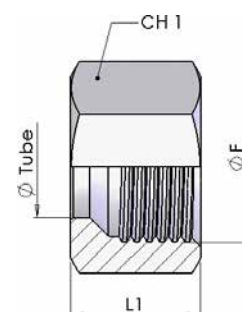


Welding nipple with O-
ring seal

234

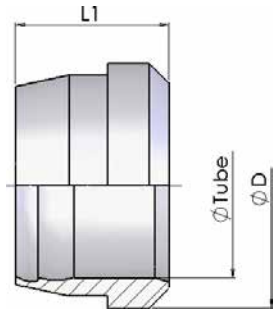
7400

Nut (ISO 8434-1) N



Product number	Ø tube	Type	W.P.	Thread	Dimension		Weight kg/unit
	mm	L/S	bar	F	L1	CH1	
7400-04LLNI	4	LL	100	M 8x1	11	10	0,004
7400-06LLNI	6	LL	100	M 10x1	11.5	12	0,006
7400-08LLNI	8	LL	100	M 12x1	12	14	0,007
7400-06LNI	6	L	315	M 12x1,5	14.5	14	0,010
7400-08LNI	8	L	315	M 14x1,5	14.5	17	0,015
7400-10LNI	10	L	315	M 16x1,5	15.5	19	0,018
7400-12LNI	12	L	315	M 18x1,5	15.5	22	0,025
7400-15LNI	15	L	315	M 22x1,5	17	27	0,042
7400-18LNI	18	L	315	M 26x1,5	18	32	0,062
7400-22LNI	22	L	160	M 30x2	20	36	0,082
7400-28LNI	28	L	160	M 36x2	21	41	0,089
7400-35LNI	35	L	160	M 45x2	24	50	0,137
7400-42LNI	42	L	160	M 52x2	24	60	0,216
7400-06SNI	6	S	630	M 14x1,5	16.5	17	0,017
7400-08SNI	8	S	630	M 16x1,5	16.5	19	0,020
7400-10SNI	10	S	630	M 18x1,5	17.5	22	0,031
7400-12SNI	12	S	630	M 20x1,5	17.5	24	0,034
7400-14SNI	14	S	630	M 22x1,5	20.5	27	0,053
7400-16SNI	16	S	400	M 24x1,5	20.5	30	0,066
7400-20SNI	20	S	400	M 30x2	24	36	0,102
7400-25SNI	25	S	400	M 36x2	27	46	0,202
7400-30SNI	30	S	250	M 42x2	29	50	0,219
7400-38SNI	38	S	250	M 52x2	32.5	60	0,339

7410

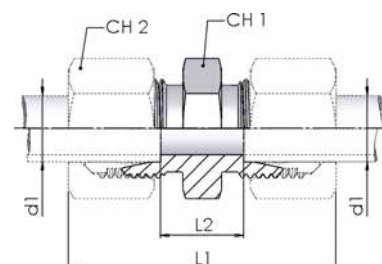


Cutting ring (ISO 8434-1) CR

Product number	Type	W.P.	Ø tube	Dimension		Weight
	L/S	bar	mm	L1	D	kg/unit
7410-04LL	LL	100	4	6	6	0,0003
7410-06LL	LL	100	6	7	8	0,0008
7410-08LL	LL	100	8	7	10	0,0010
7410-06LS	LS	630	6	9.5	10	0,0017
7410-08LS	LS	630	8	9.5	12	0,0022
7410-10LS	LS	630	10	10	14	0,0031
7410-12LS	LS	630	12	10	16	0,0035
7410-15L	L	250	15	10	19	0,0045
7410-18L	L	160	18	10	23	0,0055
7410-22L	L	160	22	10.5	27	0,0077
7410-28L	L	100	28	11	33	0,0094
7410-35L	L	100	35	13	41	0,0200
7410-42L	L	100	42	13	48	0,0230
7410-14S	S	630	14	10	19	0,0390
7410-16S	S	400	16	10.5	21	0,0560
7410-20S	S	400	20	12	26	0,0154
7410-25S	S	400	25	12	32	0,0133
7410-30S	S	250	30	13	36	0,0193
7410-38S	S	250	38	13	44	0,2250

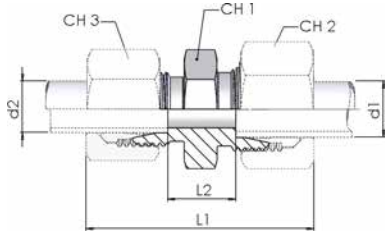
7500

Straight union (ISO 8434-1)S



Product number	Ø tube	Type	W.P.	Dimension				Weight
	mm	L/S	bar	L1	L2	CH1	CH2	kg/unit
7500-04LL-1NI	4	LL	100	31	12	12	10	0,005
7500-06LL-1NI	6	LL	100	32	9	12	11	0,007
7500-08LL-1NI	8	LL	100	35	12	12	14	0,010
7500-06L-1NI	6	L	315	39	10	12	14	0,012
7500-08L-1NI	8	L	315	40	11	14	17	0,016
7500-10L-1NI	10	L	315	42	13	17	19	0,022
7500-12L-1NI	12	L	315	43	14	19	22	0,028
7500-15L-1NI	15	L	315	46	16	24	27	0,049
7500-18L-1NI	18	L	315	48	16	27	32	0,067
7500-22L-1NI	22	L	160	52	20	32	36	0,088
7500-28L-1NI	28	L	160	54	21	41	41	0,136
7500-35L-1NI	35	L	160	63	20	46	50	0,210
7500-42L-1NI	42	L	160	66	21	55	60	0,294
7500-06S-1NI	6	S	630	45	16	14	17	0,025
7500-08S-1NI	8	S	630	47	18	17	19	0,037
7500-10S-1NI	10	S	630	49	17	19	22	0,043
7500-12S-1NI	12	S	630	51	19	22	24	0,059
7500-14S-1NI	14	S	630	57	22	24	27	0,075
7500-16S-1NI	16	S	400	57	21	27	30	0,087
7500-20S-1NI	20	S	400	66	23	32	36	0,142
7500-25S-1NI	25	S	400	74	26	41	46	0,250
7500-30S-1NI	30	S	250	80	27	46	50	0,323
7500-38S-1NI	38	S	250	90	29	55	60	0,538

7510



Straight reducer (ISO 8434-1)

S

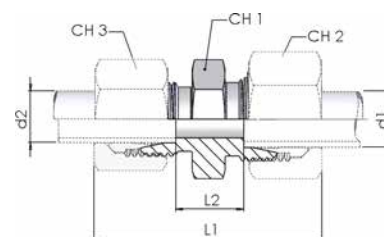
Product number	Ø tube		Type	W.P.	Dimension					Weight kg/unit
	d1 mm	d2 mm			L/S	bar	L1	L2	CH1	
7510-08/06L-1NI	8	6	L	315	40.5	11	14	17	14	0,015
7510-10/06L-1NI	10	6	L	315	41.5	12	17	19	14	0,020
7510-10/08L-1NI	10	8	L	315	42	12	17	19	17	0,021
7510-12/06L-1NI	12	6	L	315	42	13	19	22	14	0,025
7510-12/08L-1NI	12	8	L	315	42.5	13	19	22	17	0,026
7510-12/10L-1NI	12	10	L	315	43.5	14	19	22	19	0,027
7510-15/10L-1NI	15	10	L	315	45	15	24	27	19	0,041
7510-15/12L-1NI	15	12	L	315	44.5	15	24	27	22	0,042
7510-18/10L-1NI	18	10	L	315	47	15.5	27	32	19	0,056
7510-18/12L-1NI	18	12	L	315	46.5	15.5	27	32	22	0,057
7510-18/15L-1NI	18	15	L	315	48	16.5	27	32	27	0,061
7510-22/12L-1NI	22	12	L	160	48.5	17.5	32	36	22	0,076
7510-22/15L-1NI	22	15	L	160	50	18.5	32	36	27	0,081
7510-22/18L-1NI	22	18	L	160	51	18	32	36	32	0,086
7510-28/18L-1NI	28	18	L	160	52	19	41	41	32	0,123
7510-28/22L-1NI	28	22	L	160	54	21	41	41	36	0,132
7510-35/22L-1NI	35	22	L	160	59	21	46	50	36	0,190
7510-35/28L-1NI	35	28	L	160	59	21	46	50	41	0,190

continue on next page

7510

Straight reducer (ISO 8434-1)

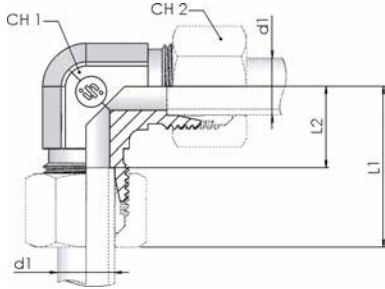
S



continue on previous page

Product number	Ø tube		Type	W.P.	Dimension					Weight kg/unit
	d1 mm	d2 mm			L/S	bar	L1	L2	CH1	
7510-08/06S-1NI	8	6	S	630	48	18	17	19	17	0,034
7510-10/06S-1NI	10	6	S	630	48.5	17.5	19	22	17	0,040
7510-10/08S-1NI	10	8	S	630	48.5	17.5	19	22	19	0,042
7510-12/06S-1NI	12	6	S	630	50.5	19.5	22	24	17	0,054
7510-12/08S-1NI	12	8	S	630	50.5	19.5	22	24	19	0,056
7510-12/10S-1NI	12	10	S	630	51	19	22	24	22	0,058
7510-14/10S-1NI	14	10	S	630	54.5	20.5	24	27	22	0,069
7510-14/12S-1NI	14	12	S	630	54.5	20.5	24	27	24	0,070
7510-16/12S-1NI	16	12	S	400	54.5	20	27	30	24	0,080
7510-16/14S-1NI	16	14	S	400	58	21.5	27	30	27	0,087
7510-20/10S-1NI	20	10	S	400	59.5	22	32	36	22	0,122
7510-20/12S-1NI	20	12	S	400	59.5	22	32	36	24	0,125
7510-20/16S-1NI	20	16	S	400	63	23	32	36	30	0,129
7510-25/16S-1NI	25	16	S	400	68	25.5	41	46	30	0,220
7510-25/20S-1NI	25	20	S	400	71	25.5	41	46	36	0,232
7510-30/20S-1NI	30	20	S	400	74	26	46	50	36	0,294
7510-30/25S-1NI	30	25	S	400	77	26.5	46	50	46	0,311
7510-38/30S-1NI	38	30	S	315	87	29.5	55	60	50	0,488

7520

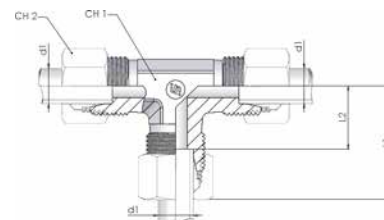


Union elbow (ISO 8434-1) E

Product number	Ø tube	Type	W.P.	Dimension				Weight
	mm	L/S	bar	L1	L2	CH1	CH2	kg/unit
7520-06L-1NI	6	L	315	27	12	12	14	0,028
7520-08L-1NI	8	L	315	29	14	12	17	0,032
7520-10L-1NI	10	L	315	30	15	14	19	0,041
7520-12L-1NI	12	L	315	32	17	17	22	0,056
7520-15L-1NI	15	L	315	36	21	19	27	0,074
7520-18L-1NI	18	L	315	40	23.5	24	32	0,119
7520-22L-1NI	22	L	160	44	27.5	27	36	0,152
7520-28L-1NI	28	L	160	47	30.5	36	41	0,251
7520-35L-1NI	35	L	160	56	34.5	41	50	0,431
7520-42L-1NI	42	L	160	63	40	50	60	0,782
7520-06S-1NI	6	S	630	31	16	12	17	0,035
7520-08S-1NI	8	S	630	32	17	14	19	0,052
7520-10S-1NI	10	S	630	34	17.5	17	22	0,072
7520-12S-1NI	12	S	630	38	21.5	17	24	0,075
7520-14S-1NI	14	S	630	40	22	19	27	0,104
7520-16S-1NI	16	S	400	43	24.5	24	30	0,127
7520-20S-1NI	20	S	400	48	26.5	27	36	0,205
7520-25S-1NI	25	S	400	54	30	36	46	0,349
7520-30S-1NI	30	S	400	62	35.5	41	50	0,588
7520-38S-1NI	38	S	315	72	41	50	60	1,031

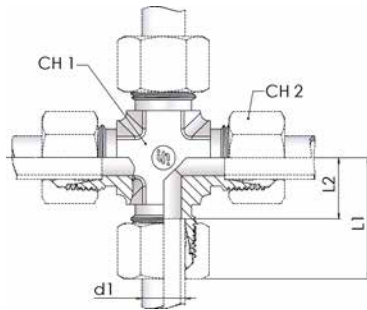
7000

Union tee (ISO 8434-1) T



Product number	Ø tube	Type	W.P.	Dimension				Weight
	mm	L/S	bar	L1	L2	CH1	CH2	kg/unit
7000-06L-1NI	6	L	315	27	12	12	14	0,037
7000-08L-1NI	8	L	315	29	14	12	17	0,043
7000-10L-1NI	10	L	315	30	15	14	19	0,048
7000-12L-1NI	12	L	315	32	17	17	22	0,065
7000-15L-1NI	15	L	315	36	21	19	27	0,106
7000-18L-1NI	18	L	315	40	23.5	24	32	0,179
7000-22L-1NI	22	L	160	44	27.5	27	36	0,225
7000-28L-1NI	28	L	160	47	30.5	36	41	0,396
7000-35L-1NI	35	L	160	56	34.5	41	50	0,567
7000-42L-1NI	42	L	160	63	40	50	60	0,905
7000-06S-1NI	6	S	630	31	16	12	17	0,068
7000-08S-1NI	8	S	630	32	17	14	19	0,070
7000-10S-1NI	10	S	630	34	17.5	17	22	0,091
7000-12S-1NI	12	S	630	38	21.5	17	24	0,117
7000-14S-1NI	14	S	630	43	22	19	27	0,136
7000-16S-1NI	16	S	400	48	24.5	24	30	0,202
7000-20S-1NI	20	S	400	48	26.5	27	36	0,289
7000-25S-1NI	25	S	400	54	30	36	46	0,545
7000-30S-1NI	30	S	400	62	35.5	41	50	0,758
7000-38S-1NI	38	S	315	72	41	50	60	1,264

7010

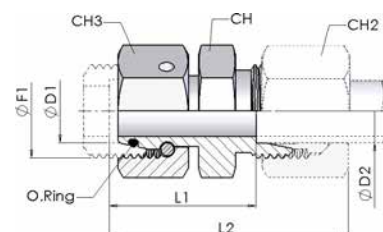


Union cross (ISO 8434-1) K

Product number	Ø tube	Type	W.P.	Dimension				Weight
	mm	L/S	bar	L1	L2	CH1	CH2	kg/unit
7010-06L-1NI	6	L	315	27	12	14	14	0,039
7010-08L-1NI	8	L	315	29	14	14	17	0,066
7010-10L-1NI	10	L	315	30	15	14	19	0,072
7010-12L-1NI	12	L	315	32	17	19	22	0,102
7010-15L-1NI	15	L	315	36	21	19	27	0,127
7010-18L-1NI	18	L	315	40	23.5	27	32	0,188
7010-22L-1NI	22	L	160	44	27.5	27	36	0,210
7010-06S-1NI	6	S	630	31	16	14	17	0,066
7010-08S-1NI	8	S	630	32	17	14	19	0,081
7010-10S-1NI	10	S	630	34	17.5	19	22	0,127
7010-12S-1NI	12	S	630	38	21.5	19	24	0,169
7010-16S-1NI	16	S	400	43	24.5	27	30	0,260
7010-20S-1NI	20	S	400	48	26.5	27	36	0,294

7370_L

Metric union reducer light series RDSW

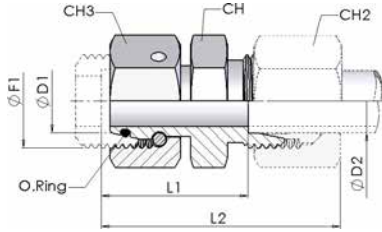


Product number	Ø tube		Type	W.P.	Thread	Dimension					Weight
	d1 mm	d2 mm				L/S	bar	F1	L1	L2	
7370-08/06L-1NI	8	6	L	315	M14x1,5	23,5	38	14	17	12	0,029
7370-10/06L-1NI	10	6	L	315	M16x1,5	25	40	14	19	14	0,038
7370-10/08L-1NI	10	8	L	315	M16x1,5	25	40	17	19	14	0,038
7370-12/06L-1NI	12	6	L	315	M18x1,5	25	40	14	22	17	0,050
7370-12/08L-1NI	12	8	L	315	M18x1,5	25	40	17	22	17	0,051
7370-12/10L-1NI	12	10	L	315	M22x1,5	26	41	19	22	17	0,052
7370-15/06L-1NI	15	6	L	315	M22x1,5	28,5	43	14	27	22	0,087
7370-15/08L-1NI	15	8	L	315	M22x1,5	28,5	43	17	27	22	0,088
7370-15/10L-1NI	15	10	L	315	M22x1,5	29,5	44	19	27	22	0,089
7370-15/12L-1NI	15	12	L	315	M22x1,5	29,5	44	22	27	22	0,090
7370-18/06L-1NI	18	6	L	315	M26x1,5	28	43	14	32	24	0,111
7370-18/08L-1NI	18	8	L	315	M26x1,5	28	43	17	32	24	0,111
7370-18/10L-1NI	18	10	L	315	M26x1,5	29	44	19	32	24	0,112
7370-18/12L-1NI	18	12	L	315	M26x1,5	29	44	22	32	24	0,113
7370-18/15L-1NI	18	15	L	315	M26x1,5	30	45	27	32	24	0,118
7370-22/06L-1NI	22	6	L	160	M30x2	32	47	14	36	27	0,154
7370-22/08L-1NI	22	8	L	160	M30x2	32	47	17	36	27	0,155
7370-22/10L-1NI	22	10	L	160	M30x2	33	48	19	36	27	0,157
7370-22/12L-1NI	22	12	L	160	M30x2	33	48	22	36	27	0,161
7370-22/15L-1NI	22	15	L	160	M30x2	34	49	27	36	27	0,162
7370-22/18L-1NI	22	18	L	160	M30x2	33,5	50	32	36	27	0,166
7370-28/08L-1NI	28	8	L	160	M36x2	34	49	17	41	36	0,201
7370-28/10L-1NI	28	10	L	160	M36x2	35	50	19	46	36	0,25
7370-28/12L-1NI	28	12	L	160	M36x2	35	50	22	41	36	0,201
7370-28/15L-1NI	28	15	L	160	M36x2	36	51	27	41	36	0,206

DKO with standard seal: FKM / Optional seal: NBR, EPDM

continue on next page

7370_L



Metric union reducer light series RDSW

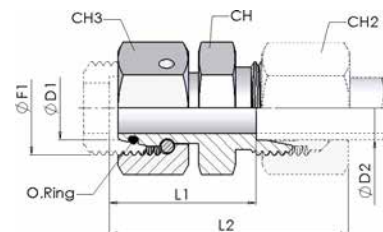
continue on previous page

Product number	Ø tube		Type	W.P.	Thread	Dimension					Weight kg/unit
	d1 mm	d2 mm				L/S	bar	F1	L1	L2	
7370-28/18L-1NI	28	18	L	160	M36x2	36.5	52	32	41	36	0,210
7370-28/22L-1NI	28	22	L	160	M36x2	37.5	54	36	41	36	0,210
7370-35/08L-1NI	35	8	L	160	M45x2	37	52	17	50	41	0,306
7370-35/10L-1NI	35	10	L	160	M45x2	38	53	19	50	41	0,323
7370-35/12L-1NI	35	12	L	160	M45x2	38	53	22	50	41	0,313
7370-35/15L-1NI	35	15	L	160	M45x2	39	54	27	50	41	0,316
7370-35/18L-1NI	35	18	L	160	M45x2	38.5	55	32	50	41	0,319
7370-35/22L-1NI	35	22	L	160	M45x2	40.5	57	36	50	41	0,321
7370-35/28L-1NI	35	28	L	160	M45x2	40.5	57	41	50	41	0,323
7370-42/06L-1NI	42	6	L	160	M52x2	40.5	55	14	60	50	0,525
7370-42/08L-1NI	42	8	L	160	M52x2	41	48	17	60	50	0,52
7370-42/10L-1NI	42	10	L	160	M52x2	42	56	19	60	50	0,528
7370-42/12L-1NI	42	12	L	160	M52x2	41.5	56	22	60	50	0,518
7370-42/15L-1NI	42	15	L	160	M52x2	42.5	58	27	60	50	0,534
7370-42/18L-1NI	42	18	L	160	M52x2	42	58	32	60	50	0,527
7370-42/22L-1NI	42	22	L	160	M52x2	44	60	36	60	50	0,515
7370-42/28L-1NI	42	28	L	160	M52x2	44	61	41	60	50	0,515
7370-42/35L-1NI	42	35	L	160	M52x2	43	65	50	60	50	0,531

DKO with standard seal: FKM / Optional seal: NBR, EPDM

7370_S

Metric union reducer heavy series RDSW

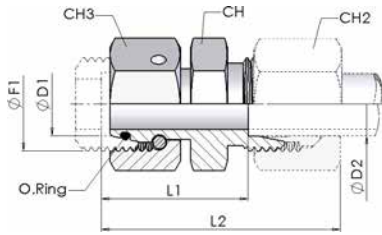


Product number	Ø tube		Type	W.P.	Thread	Dimension					Weight kg/unit
	d1 mm	d2 mm				L/S	bar	F1	L1	L2	
7370-08/06S-1NI	8	6	S	630	M16x1,5	27	42	17	19	14	0,043
7370-10/06S-1NI	10	6	S	630	M18x1,5	27,5	42	17	22	17	0,055
7370-10/08S-1NI	10	8	S	630	M18x1,5	27,5	42	19	22	17	0,057
7370-12/06S-1NI	12	6	S	630	M20x1,5	29	44	17	24	19	0,070
7370-12/08S-1NI	12	8	S	630	M20x1,5	29	44	19	24	19	0,071
7370-12/10S-1NI	12	10	S	630	M20x1,5	29,5	46	22	24	19	0,073
7370-14/06S-1NI	14	6	S	630	M22x1,5	31,5	46	17	27	22	0,094
7370-14/08S-1NI	14	8	S	630	M22x1,5	31,5	46	19	27	22	0,095
7370-14/12S-1NI	14	12	S	630	M22x1,5	31	47	24	27	22	0,104
7370-16/06S-1NI	16	6	S	400	M24x1,5	32	47	17	30	22	0,114
7370-16/08S-1NI	16	8	S	400	M24x1,5	32	47	19	30	22	0,116
7370-16/10S-1NI	16	10	S	400	M24x1,5	31,5	48	22	30	22	0,117
7370-16/12S-1NI	16	12	S	400	M24x1,5	31,5	48	24	30	22	0,120
7370-16/14S-1NI	16	14	S	400	M24x1,5	33	51	27	30	24	0,128
7370-20/06S-1NI	20	6	S	400	M30x2	36	51	17	36	27	0,170
7370-20/08S-1NI	20	8	S	400	M30x2	36	51	19	36	27	0,172
7370-20/10S-1NI	20	10	S	400	M30x2	35,5	52	22	36	27	0,170
7370-20/12S-1NI	20	12	S	400	M30x2	35,5	52	24	36	27	0,173
7370-20/16S-1NI	20	16	S	400	M30x2	36,5	55	30	36	27	0,179
7370-25/06S-1NI	25	6	S	400	M36x2	38,5	53	17	46	36	0,309
7370-25/08S-1NI	25	8	S	400	M36x2	38,5	53	19	46	36	0,309
7370-25/10S-1NI	25	10	S	400	M36x2	38	54	22	46	36	0,312
7370-25/12S-1NI	25	12	S	400	M36x2	38	54	24	46	36	0,313
7370-25/16S-1NI	25	16	S	400	M36x2	39	57	30	46	36	0,317
7370-25/20S-1NI	25	20	S	400	M36x2	39	61	36	46	36	0,328

DKO with standard seal: FKM / Optional seal: NBR, EPDM

continue on next page

7370_S



Metric union reducer heavy series RDSW

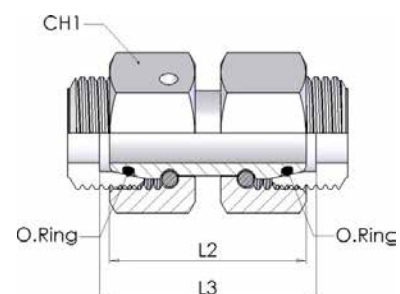
continue on previous page

Product number	Ø tube		Type	W.P.	Thread	Dimension					Weight kg/unit
	d1 mm	d2 mm				L/S	bar	F1	L1	L2	
7370-30/085-1NI	30	8	S	400	M42x2	43.5	60	22	50	41	0,4
7370-30/105-1NI	30	10	S	400	M42x2	43.5	60	22	50	41	0,404
7370-30/125-1NI	30	12	S	400	M42x2	43.5	60	24	50	41	0,405
7370-30/165-1NI	30	16	S	400	M42x2	44.5	63	30	50	41	0,406
7370-30/205-1NI	30	20	S	400	M42x2	44.5	66	36	50	41	0,422
7370-30/255-1NI	30	25	S	400	M42x2	45	69	46	50	41	0,448
7370-38/065-1NI	38	6	S	315	M52x2	47.5	62	17	60	50	0,576
7370-38/085-1NI	38	8	S	315	M52x2	47.5	62	19	60	50	0,578
7370-38/105-1NI	38	10	S	315	M52x2	47	63	22	60	50	0,584
7370-38/125-1NI	38	12	S	315	M52x2	47	63	24	60	50	0,592
7370-38/165-1NI	38	16	S	315	M52x2	48	66	30	60	50	0,592
7370-38/205-1NI	38	20	S	315	M52x2	48	70	36	60	50	0,597
7370-38/255-1NI	38	25	S	315	M52x2	48.5	73	46	60	50	0,623
7370-38/305-1NI	38	30	S	315	M52x2	49	76	50	60	50	0,636

DKO with standard seal: FKM / Optional seal: NBR, EPDM

7380

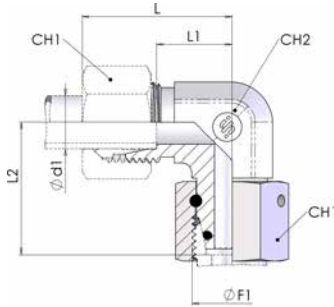
Swivel union (ISO 8434-1) SW20S



Product number	Ø tube	Type	W.P.	Dimension			Weight
	mm	L/S	bar	L2	L3	CH1	kg/unit
7380-06LNI	6	L	315	34	35	14	0,029
7380-08LNI	8	L	315	34	35	17	0,044
7380-10LNI	10	L	315	36	37	19	0,059
7380-12LNI	12	L	315	36	37	22	0,077
7380-15LNI	15	L	315	39	40	27	0,143
7380-18LNI	18	L	315	40.5	41.5	32	0,180
7380-22LNI	22	L	160	45	46	36	0,250
7380-28LNI	28	L	160	47	48	41	0,312
7380-35LNI	35	L	160	53	56	50	0,480
7380-42LNI	42	L	160	53	57	60	0,745
7380-06SNI	6	S	630	37	38	17	0,045
7380-08SNI	8	S	630	37	38	19	0,060
7380-10SNI	10	S	630	41	43	22	0,085
7380-12SNI	12	S	630	42	44	24	0,104
7380-14SNI	14	S	630	45	48	27	0,156
7380-16SNI	16	S	400	46	49	30	0,186
7380-20SNI	20	S	400	55	59	36	0,295
7380-25SNI	25	S	400	58	65	46	0,560
7380-30SNI	30	S	400	62	71	50	0,685
7380-38SNI	38	S	315	67	82	60	0,995

DKO with standard seal: FKM / Optional seal: NBR, EPDM

7330



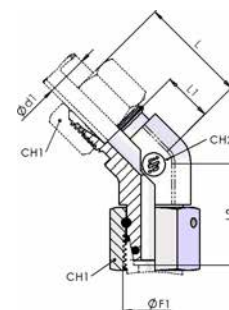
Swivel elbow (ISO 8434-1) SWOE

Product number	Ø tube	Type	W.P.	Thread	Dimension					Weight
	d1 mm	L/S	bar	F1	L	L1	L2	CH1	CH2	kg/unit
7330-06L-1NI	6	L	315	M12x1,5	27	12	26	14	12	0,041
7330-08L-1NI	8	L	315	M14x1,5	29	14	27,5	17	12	0,062
7330-10L-1NI	10	L	315	M16x1,5	30	15	29	19	14	0,053
7330-12L-1NI	12	L	315	M18x1,5	32	17	29,5	22	17	0,101
7330-15L-1NI	15	L	315	M22x1,5	36	21	32,5	27	19	0,129
7330-18L-1NI	18	L	315	M26x1,5	40	23,5	35,5	32	24	0,186
7330-22L-1NI	22	L	160	M30x2	44	27,5	38,5	36	27	0,253
7330-28L-1NI	28	L	160	M36x2	47	30,5	41,5	41	36	0,342
7330-35L-1NI	35	L	160	M45x2	56	34,5	51	50	41	0,574
7330-42L-1NI	42	L	160	M52x2	63	40	56	60	50	1,030
7330-06S-1NI	6	S	630	M14x1,5	31	16	27	17	12	0,062
7330-08S-1NI	8	S	630	M16x1,5	32	17	27,5	19	14	0,085
7330-10S-1NI	10	S	630	M18x1,5	34	17,5	30	22	17	0,122
7330-12S-1NI	12	S	630	M20x1,5	38	21,5	31	24	17	0,108
7330-14S-1NI	14	S	630	M22x1,5	40	22	35	27	19	0,149
7330-16S-1NI	16	S	400	M24x1,5	43	24,5	36,5	30	24	0,201
7330-20S-1NI	20	S	400	M30x2	48	26,5	44,5	36	27	0,305
7330-25S-1NI	25	S	400	M36x2	54	30	50	46	36	0,554
7330-30S-1NI	30	S	400	M42x2	62	35,5	55	50	41	0,779
7330-38S-1NI	38	S	315	M52x2	72	41	63	60	50	1,186

DKO with standard seal: FKM / Optional seal: NBR, EPDM

7335

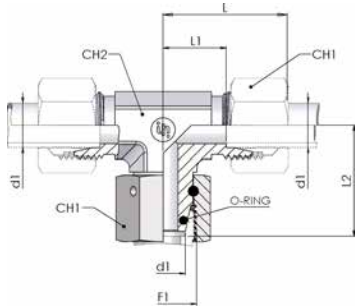
Swivel 45° elbow (ISO 8434-1) SWOE45



Product number	Ø tube	Type	W.P.	Thread	Dimension					Weight
	d1 mm	L/S	bar	F1	L	L1	L2	CH1	CH2	kg/unit
7335-06L-1NI	6	L	315	M12x1,5	24	9	24	14	12	0,069
7335-08L-1NI	8	L	315	M14x1,5	27	12	26	17	12	0,075
7335-10L-1NI	10	L	315	M16x1,5	27	12	27	19	14	0,078
7335-12L-1NI	12	L	315	M18x1,5	29	14	28	22	19	0,086
7335-15L-1NI	15	L	315	M22x1,5	31	16	31	27	22	0,126
7335-18L-1NI	18	L	315	M26x1,5	33.5	17	34	32	27	0,178
7335-22L-1NI	22	L	160	M30x2	35	18.5	37	36	27	0,236
7335-28L-1NI	28	L	160	M36x2	39	22.5	37	41	36	0,336
7335-35L-1NI	35	L	160	M45x2	44	22.5	41.5	50	41	0,546
7335-42L-1NI	42	L	160	M52x2	49	27	53	60	50	0,841
7335-06S-1NI	6	S	630	M14x1,5	25	16	25	17	12	0,073
7335-08S-1NI	8	S	630	M16x1,5	27	16	26	19	14	0,082
7335-10S-1NI	10	S	630	M18x1,5	29	16.5	28	22	19	0,095
7335-12S-1NI	12	S	630	M20x1,5	33	16.5	29	24	19	0,112
7335-14S-1NI	14	S	630	M22x1,5	34	16	30	27	22	0,136
7335-16S-1NI	16	S	400	M24x1,5	35	16.5	34	30	27	0,188
7335-20S-1NI	20	S	400	M30x2	39	17.5	41	36	27	0,286
7335-25S-1NI	25	S	400	M36x2	43	19	39.5	46	36	0,523
7335-30S-1NI	30	S	400	M42x2	50	23.5	42.5	50	41	0,697
7335-38S-1NI	38	S	315	M52x2	55	27	58	60	50	1,067

DKO with standard seal: FKM / Optional seal: NBR, EPDM

7340



Swivel branch tee (ISO 8434-1) SWOBT

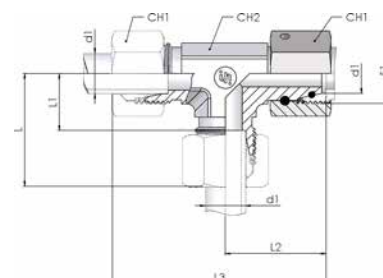
Product number	Ø tube	Type	W.P.	Thread	Dimension					Weight
	d1 mm	L/S	bar	F1	L	L1	L2	CH1	CH2	kg/unit
7340-06L-1NI	6	L	315	M12x1,5	27	12	26	14	12	0,049
7340-08L-1NI	8	L	315	M14x1,5	29	14	27,5	17	12	0,059
7340-10L-1NI	10	L	315	M16x1,5	30	15	29	19	14	0,092
7340-12L-1NI	12	L	315	M18x1,5	32	17	29,5	22	17	0,110
7340-15L-1NI	15	L	315	M22x1,5	36	21	32,5	27	19	0,154
7340-18L-1NI	18	L	315	M26x1,5	40	23,5	35,5	32	24	0,215
7340-22L-1NI	22	L	160	M30x2	44	27,5	38,5	36	27	0,277
7340-28L-1NI	28	L	160	M36x2	47	30,5	41,5	41	36	0,397
7340-35L-1NI	35	L	160	M45x2	56	34,5	51	50	41	0,680
7340-42L-1NI	42	L	160	M52x2	63	40	56	60	50	1,138
7340-06S-1NI	6	S	630	M14x1,5	31	16	27	17	12	0,067
7340-08S-1NI	8	S	630	M16x1,5	32	17	27,5	19	14	0,095
7340-10S-1NI	10	S	630	M18x1,5	34	17,5	30	22	17	0,130
7340-12S-1NI	12	S	630	M20x1,5	38	21,5	31	24	17	0,135
7340-14S-1NI	14	S	630	M22x1,5	40	22	35	27	19	0,181
7340-16S-1NI	16	S	400	M24x1,5	43	24,5	36,5	30	24	0,246
7340-20S-1NI	20	S	400	M30x2	48	26,5	44,5	36	27	0,356
7340-25S-1NI	25	S	400	M36x2	54	30	50	46	36	0,637
7340-30S-1NI	30	S	400	M42x2	62	35,5	55	50	41	0,916
7340-38S-1NI	38	S	315	M52x2	72	41	63	60	50	1,478

DKO with standard seal: FKM / Optional seal: NBR, EPDM

7350

Swivel Run Tee (ISO 8434-1)

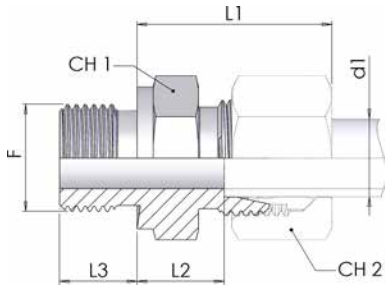
SWORT



Product number	Ø tube	Type	W.P.	Thread	Dimension						Weight
	d1 mm	L/S	bar	F1	L	L1	L2	L3	CH1	CH2	kg/unit
7350-06L-1NI	6	L	315	M12x1,5	27	12	26	53	14	12	0,048
7350-08L-1NI	8	L	315	M14x1,5	29	14	27,5	56	17	12	0,060
7350-10L-1NI	10	L	315	M16x1,5	30	15	29	59	19	14	0,096
7350-12L-1NI	12	L	315	M18x1,5	32	17	29,5	61	22	17	0,110
7350-15L-1NI	15	L	315	M22x1,5	36	21	32,5	69	27	19	0,154
7350-18L-1NI	18	L	315	M26x1,5	40	23,5	35,5	75	32	24	0,213
7350-22L-1NI	22	L	160	M30x2	44	27,5	38,5	82	36	27	0,281
7350-28L-1NI	28	L	160	M36x2	47	30,5	41,5	89	41	36	0,392
7350-35L-1NI	35	L	160	M45x2	56	34,5	51	107	50	41	0,677
7350-42L-1NI	42	L	160	M52x2	63	40	56	119	60	50	1,124
7350-06S-1NI	6	S	630	M14x1,5	31	16	27	58	17	12	0,078
7350-08S-1NI	8	S	630	M16x1,5	32	17	27,5	59	19	14	0,092
7350-10S-1NI	10	S	630	M18x1,5	34	17,5	30	64	22	17	0,130
7350-12S-1NI	12	S	630	M20x1,5	38	21,5	31	69	24	17	0,135
7350-14S-1NI	14	S	630	M22x1,5	40	22	35	75	27	19	0,180
7350-16S-1NI	16	S	400	M24x1,5	43	24,5	36,5	79	30	24	0,226
7350-20S-1NI	20	S	400	M30x2	48	26,5	44,5	93	36	27	0,353
7350-25S-1NI	25	S	400	M36x2	54	30	50	104	46	36	0,628
7350-30S-1NI	30	S	400	M42x2	62	35,5	55	117	50	41	0,917
7350-38S-1NI	38	S	315	M52x2	72	41	63	135	60	50	1,490

DKO with standard seal: FKM / Optional seal: NBR, EPDM

7430_BS



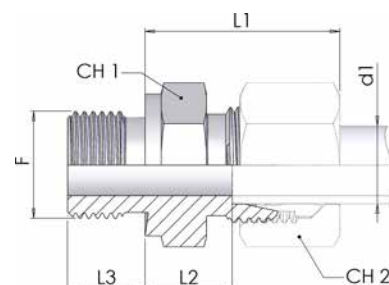
Male stud connector BSW thread (Form B ISO 1179-4)SDS

Product number	Ø tube	Type	W.P.	Thread	Dimension					Weight
	mm	L/S	bar	F	L1	L2	L3	CH1	CH2	kg/unit
7430-06LR-1NI	6	L	315	G 1/8	23	8.5	8	14	14	0,014
7430-06LR04-1NI	6	L	315	G 1/4	24.5	10	12	19	14	0,024
7430-06LR06-1NI	6	L	315	G 3/8	26	11.5	12	22	14	0,040
7430-08LR02-1NI	8	L	315	G 1/8	24.5	9.5	8	14	17	0,027
7430-08LR-1NI	8	L	315	G 1/4	25	10	12	19	17	0,027
7430-08LR06-1NI	8	L	315	G 3/8	26.5	11.5	12	22	17	0,044
7430-08LR08-1NI	8	L	315	G 1/2	27	12	14	27	17	0,074
7430-10LR-1NI	10	L	315	G 1/4	26	11	12	19	19	0,030
7430-10LR06-1NI	10	L	315	G 3/8	27.5	12.5	12	22	19	0,045
7430-10LR08-1NI	10	L	315	G 1/2	28	13	14	27	19	0,072
7430-12LR04-1NI	12	L	315	G 1/4	26.5	12	12	19	22	0,032
7430-12LR-1NI	12	L	315	G 3/8	27	12.5	12	22	22	0,042
7430-12LR08-1NI	12	L	315	G 1/2	27.5	13	14	27	22	0,071
7430-15LR06-1NI	15	L	315	G 3/8	28.5	13.5	12	24	27	0,052
7430-15LR-1NI	15	L	315	G 1/2	29	14	14	27	27	0,071
7430-15LR12-1NI	15	L	315	G 3/4	30	15	16	32	27	0,117
7430-18LR-1NI	18	L	315	G 1/2	31	14.5	14	27	32	0,070
7430-18LR12-1NI	18	L	315	G 3/4	31	14.5	16	32	32	0,110
7430-22LR08-1NI	22	L	160	G 1/2	33	16.5	14	32	36	0,088
7430-22LR-1NI	22	L	160	G 3/4	33	16.5	16	32	36	0,103
7430-22LR16-1NI	22	L	160	G 1	34	17.5	18	41	36	0,169
7430-28LR12-1NI	28	L	160	G 3/4	34	17.5	16	41	41	0,143
7430-28LR-1NI	28	L	160	G 1	34	17.5	18	41	41	0,169
7430-35LR-1NI	35	L	160	G 1 1/4	39	17.5	20	50	50	0,274

continue on next page

7430_BS

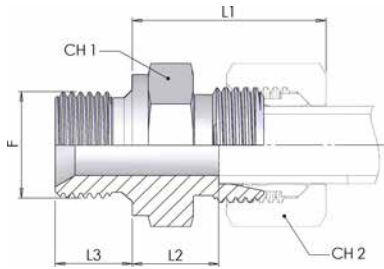
Male stud connector BSPP thread (Form B ISO 1179-4)SDS



continue on previous page

Product number	Ø tube	Type	W.P.	Thread	Dimension					Weight
	mm	L/S	bar	F	L1	L2	L3	CH1	CH2	kg/unit
7430-42LR-1NI	42	L	160	G 1 1/2	42	19	22	55	60	0,349
7430-06SR-1NI	6	S	630	G 1/4	28	13	12	19	17	0,035
7430-06SR08-1NI	6	S	630	G 1/2	33	18	14	27	17	0,067
7430-08SR-1NI	8	S	630	G 1/4	30	15	12	19	19	0,041
7430-08SR06-1NI	8	S	630	G 3/8	30.5	15.5	12	22	19	0,055
7430-10SR04-1NI	10	S	630	G 1/4	30.5	14.5	12	19	22	0,042
7430-10SR-1NI	10	S	630	G 3/8	31	15	12	22	22	0,056
7430-10SR08-1NI	10	S	630	G 1/2	33.5	17.5	14	27	22	0,078
7430-12SR04-1NI	12	S	630	G 1/4	32.5	16.5	12	22	24	0,057
7430-12SR-1NI	12	S	630	G 3/8	33	17	12	22	24	0,062
7430-12SR08-1NI	12	S	630	G 1/2	33.5	17.5	14	27	24	0,097
7430-14SR06-1NI	14	S	630	G 3/8	36.5	18.5	12	24	27	0,075
7430-14SR-1NI	14	S	630	G 1/2	37	19	14	27	27	0,098
7430-16SR06-1NI	16	S	400	G 3/8	36.5	18	12	27	30	0,084
7430-16SR-1NI	16	S	400	G 1/2	37	18.5	14	27	30	0,091
7430-16SR12-1NI	16	S	400	G 3/4	39	20.5	16	32	30	0,155
7430-20SR08-1NI	20	S	400	G 1/2	42	20.5	14	32	36	0,133
7430-20SR-1NI	20	S	400	G 3/4	42	20.5	16	32	36	0,151
7430-20SR16-1NI	20	S	400	G 1	42	20.5	18	41	36	0,240
7430-25SR12-1NI	25	S	400	G 3/4	47	23	16	41	46	0,241
7430-25SR-1NI	25	S	400	G 1	47	23	18	41	46	0,266
7430-30SR16-1NI	30	S	400	G 1	50	23.5	18	46	50	0,328
7430-30SR-1NI	30	S	400	G 1 1/4	50	23.5	20	50	50	0,417
7430-38SR20-1NI	38	S	315	G 1 1/4	57	26	20	55	60	0,550
7430-38SR-1NI	38	S	315	G 1 1/2	57	26	22	55	60	0,566

7435



Male stud connector BSPP thread (ISO 8434-6)

SDS

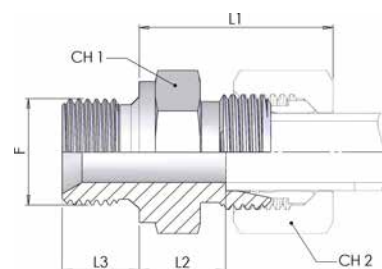
Product number	Ø tube	Type	W.P.	Thread	Dimension					Weight
	mm	L/S	bar	F	L1	L2	L3	CH1	CH2	kg/unit
7435-06LR-1NI	6	L	315	G 1/8	23	8.5	8	14	14	0,014
7435-06LR04-1NI	6	L	315	G 1/4	25	9	11	19	14	0,025
7435-06LR06-1NI	6	L	315	G 3/8	26	11.5	12	22	14	0,042
7435-08LR02-1NI	8	L	315	G 1/8	23	9.5	8	14	17	0,028
7435-08LR-1NI	8	L	315	G 1/4	25	10	11	19	17	0,027
7435-08LR06-1NI	8	L	315	G 3/8	26	11.5	12	22	17	0,042
7435-10LR-1NI	10	L	315	G 1/4	25	11	11	19	19	0,027
7435-10LR06-1NI	10	L	315	G 3/8	27	12.5	12	22	19	0,043
7435-10LR08-1NI	10	L	315	G 1/2	28	13	14	27	19	0,068
7435-12LR04-1NI	12	L	315	G 1/4	27	12	11	19	22	0,031
7435-12LR-1NI	12	L	315	G 3/8	27	12.5	12	22	22	0,046
7435-12LR08-1NI	12	L	315	G 1/2	28	13	14	27	22	0,067
7435-15LR06-1NI	15	L	315	G 3/8	29	13.5	12	24	27	0,051
7435-15LR-1NI	15	L	315	G 1/2	29	14	14	27	27	0,077
7435-15LR12-1NI	15	L	315	G 3/4	30	15	16	32	27	0,112
7435-18LR-1NI	18	L	315	G 1/2	31	14.5	14	27	32	0,071
7435-18LR12-1NI	18	L	315	G 3/4	30	14.5	16	32	32	0,106
7435-22LR08-1NI	22	L	160	G 1/2	33	16.5	14	32	36	0,088
7435-22LR-1NI	22	L	160	G 3/4	33	16.5	16	32	36	0,102
7435-22LR16-1NI	22	L	160	G 1	34	16.5	19	41	36	0,167

continue on next page

7435

Male stud connector BSP thread (ISO 8434-6)

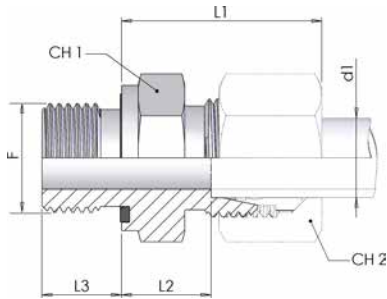
SDS



continue on previous page

Product number	Ø tube	Type	W.P.	Thread	Dimension					Weight
	mm	L/S	bar	F	L1	L2	L3	CH1	CH2	kg/unit
7435-28LR-1NI	28	L	160	G 1	34	17.5	19	41	41	0,167
7435-35LR-1NI	35	L	160	G 1 1/4	39	17.5	20	50	50	0,272
7435-42LR-1NI	42	L	160	G 1 1/2	42	19	22	55	60	0,345
7435-06SR-1NI	6	S	630	G 1/4	28	13	11	19	17	0,034
7435-08SR-1NI	8	S	630	G 1/4	30	15	11	19	19	0,041
7435-10SR-1NI	10	S	630	G 3/8	31	15	12	22	22	0,055
7435-12SR-1NI	12	S	630	G 3/8	33	17	12	22	24	0,061
7435-12SR08-1NI	12	S	630	G 1/2	34	17.5	14	27	24	0,092
7435-14SR-1NI	14	S	630	G 1/2	37	19	14	27	27	0,094
7435-16SR-1NI	16	S	400	G 1/2	37	18.5	14	27	30	0,090
7435-20SR-1NI	20	S	400	G 3/4	42	20.5	16	32	36	0,163
7435-25SR-1NI	25	S	400	G 1	47	23	18	41	46	0,257
7435-30SR-1NI	30	S	250	G 1 1/4	50	23.5	20	50	50	0,403
7435-38SR-1NI	38	S	250	G 1 1/2	57	26	22	55	60	0,555

7440_BS



Male stud connector with Elastomeric Sealing (Form E ISO 1179-2)

SDS

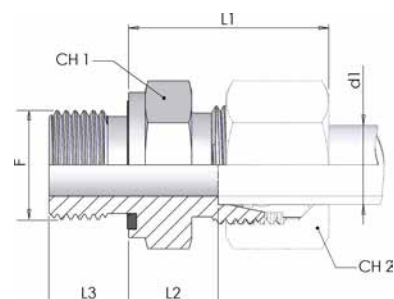
Product number	Ø tube	Type	W.P.	Thread	Dimension					Weight
	mm	L/S	bar	F	L1	L2	L3	CH1	CH2	kg/unit
7440-06LR-1NI	6	L	315	G 1/8	23	8.5	8	14	14	0,013
7440-06LR04-1NI	6	L	315	G 1/4	24.5	10	12	19	14	0,027
7440-06LR06-1NI	6	L	315	G 3/8	26	11.5	12	22	14	0,038
7440-08LR02-1NI	8	L	315	G 1/8	24.5	9.5	8	14	17	0,015
7440-08LR-1NI	8	L	315	G 1/4	25	10	12	19	17	0,027
7440-08LR06-1NI	8	L	315	G 3/8	26.5	11.5	12	22	17	0,044
7440-08LR08-1NI	8	L	315	G 1/2	27	12	14	27	17	0,072
7440-10LR02-1NI	10	L	315	G 1/8	25.5	10.5	8	17	19	0,020
7440-10LR-1NI	10	L	315	G 1/4	26	11	12	19	19	0,029
7440-10LR06-1NI	10	L	315	G 3/8	27.5	12.5	12	22	19	0,042
7440-10LR08-1NI	10	L	315	G 1/2	28	13	14	27	19	0,063
7440-12LR04-1NI	12	L	315	G 1/4	26.5	12	12	19	22	0,032
7440-12LR-1NI	12	L	315	G 3/8	27	12.5	12	22	22	0,042
7440-12LR08-1NI	12	L	315	G 1/2	27.5	13	14	27	22	0,067
7440-12LR12-1NI	12	L	315	G 3/4	28.5	14	16	32	22	0,091
7440-15LR04-1NI	15	L	315	G 1/4	28.5	13.5	12	24	27	0,04
7440-15LR06-1NI	15	L	315	G 3/8	28.5	13.5	12	24	27	0,051
7440-15LR-1NI	15	L	315	G 1/2	29	14	14	27	27	0,071
7440-15LR12-1NI	15	L	315	G 3/4	30	15	16	32	27	0,117
7440-18LR06-1NI	18	L	315	G 3/8	30.5	14	12	27	32	0,068
7440-18LR-1NI	18	L	315	G 1/2	31	14.5	14	27	32	0,070
7440-18LR12-1NI	18	L	315	G 3/4	31	14.5	16	32	32	0,109
7440-18LR16-1NI	18	L	160	G 1	32	15.5	18	41	32	0,160
7440-22LR08-1NI	22	L	160	G 1/2	33	16.5	14	32	36	0,087

continue on next page

7440_BS

Male stud connector with Elastomeric Sealing (Form E ISO 1179-2)

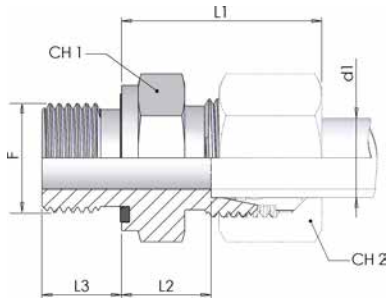
SDS



Product number	Ø tube	Type	W.P.	Thread	Dimension					Weight
	mm	L/S	bar	F	L1	L2	L3	CH1	CH2	kg/unit
7440-22LR-1NI	22	L	160	G 3/4	33	16.5	16	32	36	0,102
7440-22LR16-1NI	22	L	160	G 1	34	17.5	18	41	36	0,184
7440-28LR12-1NI	28	L	160	G 3/4	34	17.5	16	41	41	0,146
7440-28LR-1NI	28	L	160	G 1	34	17.5	18	41	41	0,165
7440-28LR20-1NI	28	L	250	G 1 1/4	34	18.5	20	50	46	0,255
7440-35LR16-1NI	35	L	160	G 1	39	17.5	18	46	50	0,238
7440-35LR-1NI	35	L	160	G 1 1/4	39	17.5	20	50	50	0,271
7440-35LR24-1NI	35	L	160	G 1 1/2	41	19.5	22	55	50	0,407
7440-42LR20-1NI	42	L	160	G 1 1/4	42	19	20	55	60	0,336
7440-42LR-1NI	42	L	160	G 1 1/2	42	19	22	55	60	0,500
7440-06SR-1NI	6	S	630	G 1/4	28	13	12	19	17	0,035
7440-08SR02-1NI	8	S	630	G 1/8	23	8	8	17	19	0,031
7440-08SR-1NI	8	S	630	G 1/4	30	15	12	19	19	0,041
7440-08SR06-1NI	8	S	630	G 3/8	30.5	15.5	12	22	19	0,057
7440-08SR08-1NI	8	S	630	G 1/2	33	18	14	27	19	0,085
7440-10SR04-1NI	10	S	630	G 1/4	30.5	14.5	12	19	22	0,042
7440-10SR-1NI	10	S	630	G 3/8	31	15	12	22	22	0,055
7440-10SR08-1NI	10	S	630	G 1/2	33.5	17.5	14	27	22	0,089
7440-12SR04-1NI	12	S	630	G 1/4	32.5	16.5	12	22	24	0,056
7440-12SR-1NI	12	S	630	G 3/8	33	17	12	22	24	0,062
7440-12SR08-1NI	12	S	630	G 1/2	33.5	17.5	14	27	24	0,091
7440-12SR12-1NI	12	S	400	G 3/4	35.5	19.5	16	32	24	0,135
7440-14SR06-1NI	14	S	630	G 3/8	36.5	18.5	12	24	27	0,083
7440-14SR-1NI	14	S	630	G 1/2	37	19	14	27	27	0,096

continue on next page

7440_BS



Male stud connector with Elastomeric Sealing (Form E ISO 1179-2)

SDS

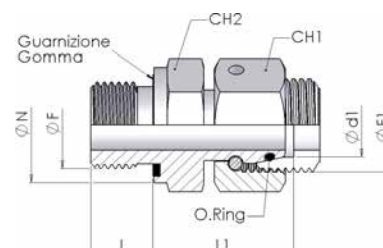
Product number	Ø tube	Type	W.P.	Thread	Dimension					Weight
	mm	L/S	bar	F	L1	L2	L3	CH1	CH2	kg/unit
7440-16SR06-1NI	16	S	400	G 3/8	36.5	18	12	27	30	0,081
7440-16SR-1NI	16	S	400	G 1/2	37	18.5	14	27	30	0,092
7440-16SR12-1NI	16	S	400	G 3/4	39	20.5	16	32	30	0,138
7440-20SR08-1NI	20	S	400	G 1/2	42	20.5	14	32	36	0,135
7440-20SR-1NI	20	S	400	G 3/4	42	20.5	16	32	36	0,149
7440-20SR16-1NI	20	S	400	G 1	42	22.5	18	41	36	0,250
7440-25SR12-1NI	25	S	400	G 3/4	47	23	16	41	46	0,237
7440-25SR-1NI	25	S	400	G 1	44	23	18	41	46	0,263
7440-25SR20-1NI	25	S	400	G 1 1/4	47	23	20	50	46	0,265
7440-30SR12-1NI	30	S	400	G 3/4	50	21.5	16	46	50	0,283
7440-30SR16-1NI	30	S	400	G 1	50	21.5	18	46	50	0,330
7440-30SR-1NI	30	S	400	G 1 1/4	50	23.5	20	50	50	0,419
7440-30SR24-1NI	30	S	400	G 1 1/2	53	26.5	22	55	50	0,64
7440-38SR16-1NI	38	S	400	G 1	57	26	18	55	60	0,45
7440-38SR20-1NI	38	S	315	G 1 1/4	57	26	20	55	60	0,555

continue on next page

7360_BS

Swivel connector BSPP thread with Elastomeric Sealing (Form E ISO 1179-2)

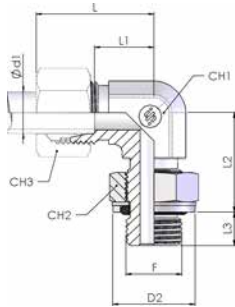
SWOSDS



Product number	Ø tube	Type	W.P.	Thread		Dimension				
	d1 mm	L/S	bar	F	F1	L1	I	CH1	CH2	ØN
7360-06LRNI	6	L	315	G 1/8	M12x1,5	24.5	8	14	14	14
7360-06LR04NI	6	L	315	G 1/4	M12x1,5	27	12	14	19	19
7360-08LRNI	8	L	315	G 1/4	M14x1,5	29.5	12	17	19	19
7360-10LRNI	10	L	315	G 1/4	M16x1,5	27.5	12	19	19	19
7360-10LR06NI	10	L	315	G 3/8	M16x1,5	28	12	19	22	22
7360-12LR04NI	12	L	315	G 1/4	M18x1,5	34	12	22	19	19
7360-12LRNI	12	L	315	G 3/8	M18x1,5	34	12	22	22	22
7360-12LR08NI	12	L	315	G 1/2	M18x1,5	32	14	22	27	22
7360-15LR06NI	15	L	315	G 3/8	M22x1,5	30.5	12	27	22	22
7360-15LRNI	15	L	315	G 1/2	M22x1,5	30.5	14	27	27	27
7360-18LRNI	18	L	315	G 1/2	M26x1,5	31.5	14	32	27	27
7360-18LR12NI	18	L	315	G 3/4	M26x1,5	34	16	32	32	32
7360-22LR08NI	22	L	160	G 1/2	M30x2	32.5	14	36	27	27
7360-22LRNI	22	L	160	G 3/4	M30x2	32.5	16	36	32	32
7360-28LRNI	28	L	160	G 1	M36x2	35	18	41	41	40
7360-35LRNI	35	L	160	G 1 1/4	M45x2	42.5	20	50	50	50
7360-42LRNI	42	L	160	G 1 1/2	M52x2	46.5	22	60	55	55
7360-06SRNI	6	S	630	G 1/4	M14x1,5	27	12	17	19	19
7360-08SRNI	8	S	630	G 1/4	M16x1,5	29.5	12	19	19	19
7360-10SRNI	10	S	630	G 3/8	M18x1,5	32	12	22	22	22
7360-12SR04NI	12	S	630	G 1/4	M20x1,5	30	12	24	19	19
7360-12SRNI	12	S	630	G 3/8	M20x1,5	34	12	24	22	22
7360-12SR08NI	12	S	630	G 1/2	M20x1,5	35.5	14	24	27	27
7360-14SRNI	14	S	630	G 1/2	M22x1,5	36.5	14	27	27	27
7360-16SRNI	16	S	400	G 1/2	M24x1,5	37	14	30	27	27
7360-16SR12NI	16	S	400	G 3/4	M24x1,5	37	16	30	32	32
7360-20SR08NI	20	S	400	G 1/2	M30x2	41	14	36	27	27
7360-20SRNI	20	S	400	G 3/4	M30x2	43	16	36	32	32
7360-25SR12NI	25	S	400	G 3/4	M36x2	46	16	46	36	32
7360-25SRNI	25	S	400	G 1	M36x2	48	18	46	41	40
7360-30SRNI	30	S	400	G 1 1/4	M42x2	51	20	50	50	50
7360-38SR20NI	38	S	315	G 1 1/4	M52x2	58	20	60	50	50
7360-38SRNI	38	S	315	G 1 1/2	M52x2	60	22	60	55	55

DKO with standard seal: FKM / Optional seal: NBR, EPDM

7600_BS



90° Adjustable BSPP stud elbow (ISO 1179)

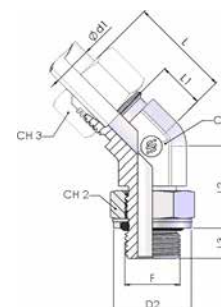
SDAE

Product number	Ø tube	Type	W.P.	Thread	Dimension								Weight
	d1 mm	L/S	bar	F	D2	L	L1	L2	L3	CH1	CH2	CH3	kg/unit
7600-06LR-1NI	6	L	200	G 1/8	14.8	27	12	21	6	12	14	14	0,035
7600-08LR-1NI	8	L	200	G 1/4	19.8	29	14	27	8	14	19	17	0,045
7600-10LR-1NI	10	L	200	G 1/4	19.8	30	15	27	8	14	19	19	0,050
7600-10LR06-1NI	10	L	200	G 3/8	22.8	30	15	29	8	17	22	19	0,065
7600-12LR04-1NI	12	L	200	G 1/4	19.8	32	17	25.5	8	17	19	22	0,071
7600-12LR-1NI	12	L	200	G 3/8	22.8	32	17	29	8	17	22	22	0,076
7600-12LR08-1NI	12	L	200	G 1/2	27.8	33	18	32.5	10.5	19	27	22	0,097
7600-15LR-1NI	15	L	200	G 1/2	27.8	36	21	32.5	10.5	19	27	27	0,115
7600-18LR-1NI	18	L	200	G 1/2	27.8	40	23.5	32.5	10.5	24	27	32	0,185
7600-22LR-1NI	22	L	160	G 3/4	32.8	44	27.5	39	11	27	36	36	0,336
7600-28LR-1NI	28	L	160	G 1	40.8	47	30.5	43	12	36	41	41	0,437
7600-35LR-1NI	35	L	160	G 1 1/4	50.8	56	34.5	46	12	41	50	50	0,705
7600-42LR-1NI	42	L	160	G 1 1/2	55.8	63	40	51	12	50	55	60	1,154
7600-06SR-1NI	6	S	200	G 1/4	19.8	31	16	21	6	14	19	17	0,045
7600-08SR-1NI	8	S	200	G 1/4	19.8	32	17	25	8	14	19	19	0,055
7600-10SR-1NI	10	S	200	G 3/8	22.8	34	17.5	29	8	17	22	22	0,085
7600-12SR-1NI	12	S	200	G 3/8	22.8	38	21.5	29	8	17	22	24	0,095
7600-12SR08-1NI	12	S	200	G 1/2	27.8	38	21.5	32.5	10.5	19	27	24	0,117
7600-16SR-1NI	16	S	200	G 1/2	27.8	43	24.5	32.5	10.5	24	27	30	0,193
7600-16SR12-1NI	16	S	200	G 3/4	32.8	43.5	25	40.5	11	27	36	30	0,246
7600-20SR-1NI	20	S	200	G 3/4	32.8	48	26.5	39	11	27	36	36	0,362
7600-25SR12-1NI	25	S	200	G 3/4	32.8	54	30	45.5	12.5	36	36	46	0,499
7600-25SR-1NI	25	S	200	G 1	40.8	54	30	40.5	14.5	36	41	46	0,465
7600-30SR-1NI	30	S	160	G 1 1/4	50.8	62	35.5	43.5	14.5	41	50	50	0,750
7600-38SR-1NI	38	S	160	G 1 1/2	55.8	72	41	48.5	14.5	50	55	60	1,295

7630

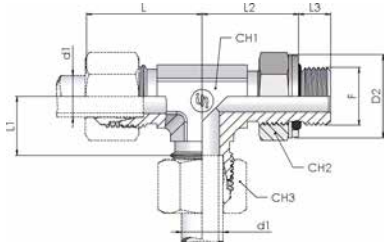
45° Adjustable BSP stud elbow (ISO 1179)

SDAE45



Product number	Ø tube	Type	W.P.	Thread	Dimension								Weight
	d1 mm	L/S	bar	F	D2	L	L1	L2	L3	CH1	CH2	CH3	kg/unit
7630-06LR-1NI	6	L	315	G 1/8	14.8	24	9	21	6	12	14	14	0,061
7630-08LR-1NI	8	L	315	G 1/4	19.8	27	12	21	9	14	19	17	0,065
7630-10LR-1NI	10	L	315	G 1/4	19.8	27	12	21	9	14	19	19	0,067
7630-12LR-1NI	12	L	315	G 3/8	23.5	29	14	28	9	19	22	22	0,083
7630-15LR-1NI	15	L	315	G 1/2	27.8	31	16	32.5	10.5	22	27	27	0,098
7630-18LR-1NI	18	L	315	G 1/2	27.8	33.5	17	32.5	10.5	27	27	32	0,185
7630-22LR-1NI	22	L	160	G 3/4	32.8	35	18.5	39	11	27	36	36	0,198
7630-28LR-1NI	28	L	160	G 1	40.8	39	22.5	43	12	36	41	41	0,323
7630-35LR-1NI	35	L	160	G 1 1/4	50.8	44	22.5	46	12	41	50	50	0,537
7630-06SR-1NI	6	S	400	G 1/4	19.8	28	13	20	9	14	19	17	0,065
7630-08SR-1NI	8	S	400	G 1/4	19.8	28	13	20	9	14	19	19	0,070
7630-10SR-1NI	10	S	400	G 3/8	23.5	30	13.5	24	9	19	22	22	0,091
7630-12SR-1NI	12	S	400	G 3/8	23.5	30	13.5	24	9	19	22	24	0,104
7630-16SR-1NI	16	S	400	G 1/2	27.8	35	16.5	32.5	10.5	27	27	30	0,277
7630-20SR-1NI	20	S	400	G 3/4	32.8	39	17.5	39	11	27	36	36	0,285
7630-25SR-1NI	25	S	315	G 1	40.8	43	19	43	12	36	41	46	0,452
7630-30SR-1NI	30	S	250	G 1 1/4	50.8	50	23.5	46	12	41	50	50	0,720

7610_BS



Adjustable stud Run Tee BSP (ISO 1179)

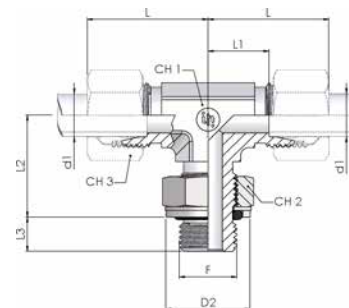
SDART

Product number	Ø tube	Type	W.P.	Thread	Dimension							Weight	
	d1 mm	L/S	bar	F	D2	L	L1	L2	L3	CH1	CH2	CH3	kg/unit
7610-06LR-1NI	6	L	200	G 1/8	14.8	27	12	21	6	12	14	14	0,039
7610-08LR-1NI	8	L	200	G 1/4	19.8	29	14	25	8	14	19	17	0,048
7610-10LR-1NI	10	L	200	G 1/4	19.8	30	15	25	8	14	19	19	0,055
7610-12LR-1NI	12	L	200	G 3/8	22.8	32	17	29	8	17	22	22	0,072
7610-15LR-1NI	15	L	200	G 1/2	27.8	36	21	32.5	10.5	19	27	30	0,122
7610-18LR-1NI	18	L	200	G 1/2	27.8	40	23.5	32.5	10.5	24	27	32	0,190
7610-22LR-1NI	22	L	160	G 3/4	32.8	44	27.5	39	11	27	36	36	0,282
7610-28LR-1NI	28	L	160	G 1	40.8	47	30.5	43	12	36	41	41	0,468
7610-35LR-1NI	35	L	160	G 1 1/4	50.8	56	34.5	46	12	41	50	50	0,901
7610-42LR-1NI	42	L	160	G 1 1/2	55.8	63	40	51	12	50	55	60	1,028
7610-06SR-1NI	6	S	200	G 1/4	19.8	31	16	25	8	14	19	17	0,056
7610-08SR-1NI	8	S	200	G 1/4	19.8	32	17	25	8	14	19	19	0,060
7610-10SR-1NI	10	S	200	G 3/8	22.8	34	17.5	29	8	17	22	22	0,089
7610-12SR-1NI	12	S	200	G 3/8	22.8	38	21.5	29	8	17	22	24	0,092
7610-16SR-1NI	16	S	200	G 1/2	27.8	43	24.5	32.5	10.5	24	27	30	0,296
7610-20SR-1NI	20	S	200	G 3/4	32.8	48	26.5	39	11	27	36	36	0,377
7610-25SR-1NI	25	S	200	G 1	40.8	54	30	43	12	36	41	46	0,667
7610-30SR-1NI	30	S	160	G 1 1/4	50.8	62	35.5	46	12	41	50	50	1,164
7610-38SR-1NI	38	S	160	G 1 1/2	55.8	72	41	51	12	50	55	60	1,514

7620_BS

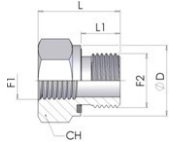
Adjustable stud Branch Tee BSPP (ISO 1179)

SDABT

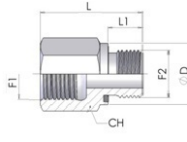


Product number	Ø tube	Type	W.P.	Thread	Dimension							Dimensions	Weight
	d1 mm	L/S	bar	F	D2	L	L1	L2	L3	CH1	CH2	CH3	kg/unit
7620-06LR-1NI	6	L	200	G 1/8	14.8	27	12	21	6	12	14	14	0,038
7620-08LR-1NI	8	L	200	G 1/4	19.8	29	14	25	8	14	19	17	0,051
7620-10LR-1NI	10	L	200	G 1/4	19.8	30	15	25	8	14	19	19	0,055
7620-12LR-1NI	12	L	200	G 3/8	22.8	32	17	29	8	17	22	22	0,073
7620-15LR-1NI	15	L	200	G 1/2	27.8	36	21	32.5	10.5	19	27	27	0,108
7620-18LR-1NI	18	L	200	G 1/2	27.8	40	23.5	32.5	10.5	24	27	32	0,221
7620-22LR-1NI	22	L	160	G 3/4	32.8	44	27.5	39	11	27	36	36	0,285
7620-28LR-1NI	28	L	160	G 1	40.8	47	30.5	43	12	36	41	41	0,475
7620-35LR-1NI	35	L	160	G 1 1/4	50.8	56	34.5	46	12	41	50	50	0,855
7620-42LR-1NI	42	L	160	G 1 1/2	55.8	63	40	51	12	50	55	60	1,028
7620-06SR-1NI	6	S	200	G 1/4	19.8	31	16	21	6	14	19	17	0,045
7620-08SR-1NI	8	S	200	G 1/4	19.8	32	17	25	8	14	19	19	0,061
7620-10SR-1NI	10	S	200	G 3/8	22.8	34	17.5	29	8	17	22	22	0,073
7620-12SR-1NI	12	S	200	G 3/8	22.8	38	21.5	29	8	17	22	24	0,077
7620-16SR-1NI	16	S	200	G 1/2	27.8	43	24.5	32.5	10.5	24	27	30	0,222
7620-20SR-1NI	20	S	200	G 3/4	32.8	48	26.5	39	11	27	36	36	0,291
7620-25SR-1NI	25	S	200	G 1	40.8	54	30	43	12	36	41	46	0,477
7620-30SR-1NI	30	S	160	G 1 1/4	50.8	62	35.5	46	12	41	50	50	0,899
7620-38SR-1NI	38	S	160	G 1 1/2	55.8	72	41	51	12	50	55	60	1,028

7240



TYPE A



TYPE B

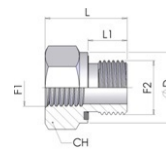
Thread reducing coupling with Elastomeric sealing (Form E ISO 1179- 2)

Product number	Type	W.P.	Thread		Dimension				Weight
	L/S	bar	F1	F2	L	L1	OD	CH	kg/unit
7240-0204NI	B	630	G 1/4	G 1/8	32	8	14	19	0,042
7240-0206NI	B	630	G 3/8	G 1/8	32	8	14	24	0,068
7240-0402NI	B	630	G 1/8	G 1/4	28	12	18	19	0,046
7240-0406NI	B	630	G 3/8	G 1/4	36	12	18	24	0,073
7240-0408NI	B	630	G 1/2	G 1/4	40	12	18	30	0,124
7240-0412NI	B	400	G 3/4	G 1/4	43	12	18	36	0,185
7240-0602NI	A	630	G 1/8	G 3/8	22,5	12	22	22	0,038
7240-0604NI	B	630	G 1/4	G 3/8	36	12	22	22	0,072
7240-0608NI	B	630	G 1/2	G 3/8	41	12	22	30	0,132
7240-0612NI	B	400	G 3/4	G 3/8	44	12	22	36	0,191
7240-0802NI	A	630	G 1/8	G 1/2	24	14	26	27	0,065
7240-0804NI	A	630	G 1/4	G 1/2	24	14	26	27	0,056
7240-0806NI	B	400	G 3/8	G 1/2	36	14	26	27	0,097
7240-0812NI	B	400	G 3/4	G 1/2	46	14	26	36	0,194
7240-0816NI	B	400	G 1	G 1/2	49	14	26	41	0,237
7240-0820NI	B	250	G 1 1/4	G 1/2	53	14	26	55	0,503
7240-1204NI	A	400	G 1/4	G 3/4	26	16	32	32	0,101
7240-1206NI	A	400	G 3/8	G 3/4	26	16	32	32	0,085
7240-1208NI	B	400	G 1/2	G 3/4	41	16	32	32	0,150
7240-1216NI	B	400	G 1	G 3/4	51	16	32	41	0,247

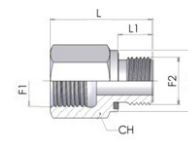
continue on next page

7240

Thread reducing coupling with Elastomeric sealing (Form E ISO 1179- 2)



TYPE A

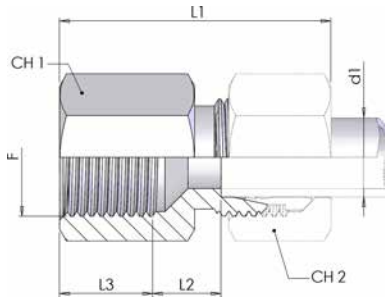


TYPE B

continue on previous page

Product number	Type	W.P.	Thread		Dimension				Weight
	L/S	bar	F1	F2	L	L1	ØD	CH	kg/unit
7240-1220NI	B	250	G 1 1/4	G 3/4	55	16	32	55	0,514
7240-1224NI	B	250	G 1 1/2	G 3/4	57	16	32	60	0,596
7240-1604NI	A	400	G 1/4	G 1	29	18	39	41	0,193
7240-1606NI	A	400	G 3/8	G 1	29	18	39	41	0,178
7240-1608NI	A	400	G 1/2	G 1	29	18	39	41	0,152
7240-1612NI	B	400	G 3/4	G 1	47	18	39	41	0,286
7240-1620NI	B	250	G 1 1/4	G 1	57	18	39	55	0,549
7240-1624NI	B	250	G 1 1/2	G 1	59	18	39	60	0,626
7240-2008NI	A	250	G 1/2	G 1 1/4	32	20	49	50	0,309
7240-2012NI	A	250	G 3/4	G 1 1/4	32	20	49	50	0,260
7240-2016NI	B	250	G 1	G 1 1/4	52	20	49	50	0,482
7240-2024NI	B	250	G 1 1/2	G 1 1/4	60	20	49	60	0,659
7240-2408NI	A	250	G 1/2	G 1 1/2	36	22	55	55	0,467
7240-2412NI	A	250	G 3/4	G 1 1/2	36	22	55	55	0,416
7240-2416NI	A	250	G 1	G 1 1/2	36	22	55	55	0,336
7240-2420NI	B	250	G 1 1/4	G 1 1/2	58	22	55	55	0,553

7250_BS



Female connector BSPP thread S

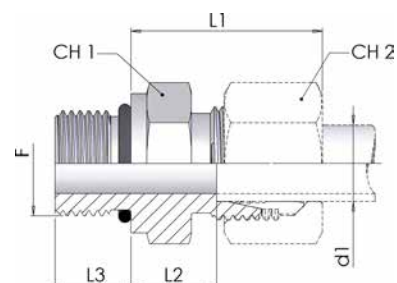
Product number	Ø tube	Type	W.P.	Thread	Dimension					Weight
	mm	L/S	bar	F	L1	L2	L3	CH1	CH2	kg/unit
7250-06LR-1NI	6	L	315	G 1/8	33.5	7	12	14	14	0,018
7250-08LR-1NI	8	L	315	G 1/4	39	7	17	19	17	0,038
7250-08LR06-1NI	8	L	315	G 3/8	40	10.5	14.5	24	17	0,062
7250-08LR08-1NI	8	L	315	G 1/2	44	14.5	14.5	27	17	0,079
7250-10LR-1NI	10	L	315	G 1/4	40	8	17	19	19	0,039
7250-10LR06-1NI	10	L	315	G 3/8	41	11.5	14.5	24	19	0,062
7250-10LR08-1NI	10	L	315	G 1/2	45	15.5	14.5	27	19	0,081
7250-12LR-1NI	12	L	315	G 3/8	40.5	9	17	24	22	0,062
7250-12LR08-1NI	12	L	315	G 1/2	45	15.5	14.5	27	22	0,084
7250-15LR-1NI	15	L	315	G 1/2	46	11	20	27	27	0,086
7250-18LR-1NI	18	L	315	G 1/2	47	10.5	20	27	32	0,089
7250-22LR-1NI	22	L	160	G 3/4	52	13.5	22	36	36	0,173
7250-28LR-1NI	28	L	160	G 1	54	13	24.5	41	41	0,209
7250-35LR-1NI	35	L	160	G 1 1/4	63	15	26.5	55	50	0,457
7250-42LR-1NI	42	L	160	G 1 1/2	66	14.5	28.5	60	60	0,528
7250-06SR-1NI	6	S	630	G 1/4	41	9	17	19	17	0,042
7250-08SR-1NI	8	S	630	G 1/4	41	9	17	19	19	0,044
7250-10SR-1NI	10	S	630	G 3/8	42.5	9.5	17	24	22	0,069
7250-12SR-1NI	12	S	630	G 3/8	42.5	9.5	17	24	24	0,071
7250-14SR-1NI	14	S	630	G 1/2	50	12	20	30	27	0,094
7250-16SR-1NI	16	S	400	G 1/2	50	11.5	20	30	30	0,093
7250-20SR-1NI	20	S	400	G 3/4	56	12.5	22	36	36	0,189
7250-25SR-1NI	25	S	400	G 1	61	12.5	24.5	41	46	0,240
7250-30SR-1NI	30	S	400	G 1 1/4	69	16	26.5	55	50	0,503
7250-38SR-1NI	38	S	315	G 1 1/2	75	15.5	28.5	60	60	0,615

Filettatura / Thread: BSPP

7430_UN

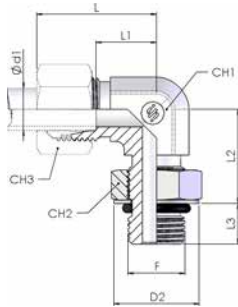
Male stud connector UNF thread (ISO 11926-2/3)

SDS



Product number	Ø tube	Type	W.P.	Thread	Dimension					Weight
	mm				L/S	bar	F	L1	L2	
7430-08LU04-1NI	8	L	315	7/16-20 UNF	25	10	9	14	17	0,021
7430-10LU04-1NI	10	L	315	7/16-20 UNF	26	11	9	17	19	0,024
7430-12LU06-1NI	12	L	315	9/16-18 UNF	25.5	11	10	19	22	0,032
7430-12LU08-1NI	12	L	315	3/4-16 UNF	27.5	13	11	22	22	0,045
7430-12LU10-1NI	12	L	400	7/8-14 UNF	29.3	12.5	12.7	27	22	0,07
7430-15LU08-1NI	15	L	315	3/4-16 UNF	29	14	11	27	27	0,054
7430-15LU10-1NI	15	L	315	7/8-14 UNF	29	14	11	27	27	0,075
7430-18LU08-1NI	18	L	315	3/4-16 UNF	31	14.5	11	27	32	0,066
7430-18LU10-1NI	18	L	315	7/8-14 UNF	31.5	15	12.5	27	32	0,074
7430-22LU10-1NI	22	L	160	7/8-14 UNF	33.5	17	12.5	32	36	0,098
7430-22LU12-1NI	22	L	160	11/16-12 UN	33	16.5	15	32	36	0,102
7430-22LU16-1NI	22	L	160	1 5/16-12 UN	34	16.5	15	41	36	0,175
7430-28LU12-1NI	28	L	160	11/16-12 UN	34	17.5	15	41	41	0,143
7430-28LU16-1NI	28	L	160	1 5/16-12 UN	34	17.5	15	41	41	0,162
7430-35LU16-1NI	35	L	160	1 5/16-12 UN	39	17.5	15	46	50	0,211
7430-35LU20-1NI	35	L	160	1 5/8-12 UN	39	17.5	15	50	50	0,249
7430-42LU20-1NI	42	L	160	1 5/8-12 UN	42	19	15	55	60	0,308
7430-08SU04-1NI	08	S	630	7/16-20 UNF	29	14.5	9.2	17	19	0,035
7430-10SU06-1NI	10	S	630	9/16-18 UNF	31	15	10	19	22	0,041
7430-12SU08-1NI	12	S	630	3/4-16 UNF	33.5	14.5	11	22	24	0,074
7430-16SU08-1NI	16	S	400	3/4-16 UNF	34	15.5	11	27	30	0,081
7430-16SU10-1NI	16	S	400	7/8-14 UNF	37.5	19	12.5	27	30	0,087
7430-20SU08-1NI	20	S	400	3/4-16 UNF	42	20.5	11	32	36	0,127
7430-20SU10-1NI	20	S	400	7/8-14 UNF	42.5	21	12.5	32	36	0,138
7430-20SU12-1NI	20	S	400	11/16-12 UN	42	20.5	15	32	36	0,150
7430-25SU12-1NI	25	S	400	11/16-12 UN	47	23	15	41	46	0,24
7430-25SU16-1NI	25	S	400	1 5/16-12 UN	47	23	15	41	46	0,257
7430-30SU16-1NI	30	S	400	1 5/16-12 UN	50	23.5	15	46	50	0,31
7430-30SU20-1NI	30	S	250	1 5/8-12 UN	50	23.5	15	50	20	0,381

7600_UN



90° Adjustable UNF stud elbow (ISO 11926)

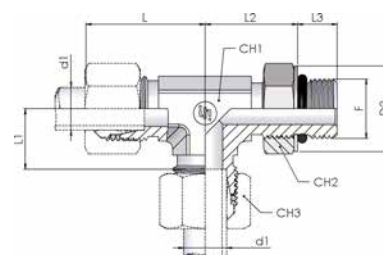
SDAE

Product number	Ø tube	Type	W.P.	Thread	Dimension							Dimensions	Weight
	d1 mm	L/S	bar	F	D2	L	L1	L2	L3	CH1	CH2	CH3	kg/unit
7600-06LU-1NI	6	L	315	7/16-20	16.5	27	12	17	11	12	14	14	0,032
7600-08LU-1NI	8	L	315	7/16-20	16.5	29	14	17	11	12	14	17	0,037
7600-10LU-1NI	10	L	250	9/16-18	20.2	30	15	21	12	14	17	19	0,055
7600-12LU06-1NI	12	L	250	9/16-18	20.2	32	17	21	12	17	17	22	0,075
7600-12LU-1NI	12	L	250	3/4-16	25.7	32	17	23	14	17	22	22	0,092
7600-15LU08-1NI	15	L	250	3/4-16	25.7	36	21	23	14	19	22	27	0,115
7600-15LU-1NI	15	L	200	7/8-14	29.3	36	21	27	16	24	27	27	0,154
7600-18LU10-1NI	18	L	200	7/8-14	29.3	40	23.5	27	16	24	27	32	0,201
7600-18LU-1NI	18	L	200	1.1/16-12	36.7	40	23.5	31.5	18.5	27	36	32	0,223
7600-22LU-1NI	22	L	160	1.1/16-12	36.7	44	27.5	31.5	18.5	27	36	36	0,250
7600-28LU-1NI	28	L	160	1.5/16-12	44	47	30.5	36.5	18.5	36	41	41	0,446
7600-35LU-1NI	35	L	125	1.5/8-12	55	56	34.5	46	18.5	41	50	50	0,901
7600-42LU-1NI	42	L	125	1.7/8-12	62.3	63	40	51	18.5	50	55	60	1.043
7600-06SU-1NI	6	S	400	7/16-20	16.5	31	16	16	11	14	14	17	0,036
7600-08SU-1NI	8	S	400	9/16-18	20.2	32	17	21	12	14	17	19	0,052
7600-10SU-1NI	10	S	400	9/16-18	20.2	34	17.5	21	12	17	17	22	0,073
7600-12SU-1NI	12	S	400	3/4-16	25.7	38	21.5	23	14	17	22	24	0,089
7600-16SU-1NI	16	S	400	7/8-14	29.3	43	24.5	27	16	24	27	30	0,175
7600-20SU-1NI	20	S	400	1.1/16-12	36.7	48	26.5	31.5	18.5	27	36	36	0,377
7600-25SU-1NI	25	S	315	1.5/16-12	44	54	30	36.5	18.5	36	41	46	0,668
7600-30SU-1NI	30	S	250	1.5/8-12	55	62	35.5	43.5	18.5	41	50	50	0,901
7600-38SU-1NI	38	S	200	1.7/8-12	62.3	72	41	48.5	18.5	50	55	60	1,515

7610_UN

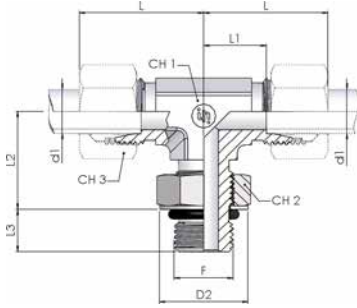
Adjustable stud Run Tee UNF (ISO 11926)

SDART



Product number	Ø tube	Type	W.P.	Thread	Dimension								Weight
	d1 mm	L/S	bar	F	D2	L	L1	L2	L3	CH1	CH2	CH3	kg/unit
7610-06LU-1NI	6	L	315	7/16-20	16.5	27	12	20	7	12	14	14	0,036
7610-08LU-1NI	8	L	315	7/16-20	16.5	29	14	20	7	12	14	17	0,039
7610-10LU-1NI	10	L	250	9/16-18	20.2	30	15	25	8	14	17	19	0,051
7610-12LU06-1NI	12	L	250	9/16-18	20.2	32	17	25	8	17	17	22	0,070
7610-12LU-1NI	12	L	250	3/4-16	25.7	32	17	28	9	17	22	22	0,071
7610-15LU08-1NI	15	L	250	3/4-16	25.7	36	21	28	9	19	22	27	0,106
7610-15LU-1NI	15	L	200	7/8-14	29.3	36	21	33	10	24	27	27	0,201
7610-18LU10-1NI	18	L	200	7/8-14	29.3	40	23.5	33	10	27	27	32	0,214
7610-18LU-1NI	18	L	200	1.1/16-12	36.7	40	23.5	38	12	27	32	32	0,269
7610-22LU-1NI	22	L	160	1.1/16-12	36.7	44	27.5	38	12	27	32	36	0,282
7610-28LU-1NI	28	L	160	1.5/16-12	44	47	30.5	43	12	36	41	41	0,468
7610-35LU-1NI	35	L	125	1.5/8-12	55	56	34.5	46	12	41	50	50	0,901
7610-42LU-1NI	42	L	125	1.7/8-12	62.3	63	40	51	12	50	55	60	1,028
7610-06SU-1NI	6	S	400	7/16-20	16.5	31	16	20	7	12	14	17	0,040
7610-08SU-1NI	8	S	400	9/16-18	20.2	32	17	25	8	14	17	19	0,060
7610-10SU-1NI	10	S	400	9/16-18	20.2	34	17.5	25	8	17	17	22	0,075
7610-12SU-1NI	12	S	400	3/4-16	25.7	38	21.5	28	9	17	22	24	0,081
7610-16SU-1NI	16	S	400	7/8-14	29.3	43	24.5	33	10	24	27	30	0,221
7610-20SU-1NI	20	S	400	1.1/16-12	36.7	48	26.5	38	12	27	32	36	0,267
7610-25SU-1NI	25	S	315	1.5/16-12	44	54	30	43	12	36	41	46	0,667
7610-30SU-1NI	30	S	250	1.5/8-12	55	62	35.5	46	12	41	50	50	1,164
7610-38SU-1NI	38	S	200	1.7/8-12	62.3	72	41	51	12	50	55	60	1,514

7620_UN



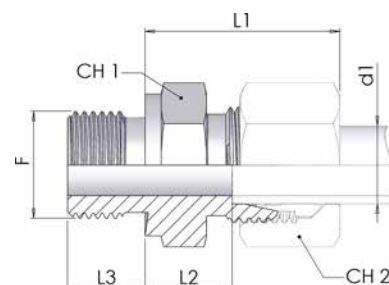
Adjustable stud Branch Tee UNF (ISO 11926)

SDABT

Product number	Ø tube	Type	W.P.	Thread	Dimension								Weight
	d1 mm				L/S	bar	F	D2	L	L1	L2	L3	
7620-06LU-1NI	6	L	315	7/16-20	16.5	27	12	20	7	12	14	14	0,036
7620-08LU-1NI	8	L	315	7/16-20	16.5	29	14	20	7	12	14	17	0,039
7620-10LU-1NI	10	L	250	9/16-18	20.2	30	15	25	8	14	17	19	0,049
7620-12LU06-1NI	12	L	250	9/16-18	20.2	32	17	25	8	17	17	22	0,073
7620-12LU-1NI	12	L	250	3/4-16	25.7	32	17	28	9	17	22	22	0,075
7620-15LU08-1NI	15	L	250	3/4-16	25.7	36	21	28	9	19	22	27	0,108
7620-15LU-1NI	15	L	200	7/8-14	29.3	36	21	33	10	24	27	27	0,201
7620-18LU10-1NI	18	L	200	7/8-14	29.3	40	23.5	33	10	24	27	32	0,210
7620-18LU-1NI	18	L	200	1.1/16-12	36.7	40	23.5	38	12	27	32	32	0,282
7620-22LU-1NI	22	L	160	1.1/16-12	36.7	44	27.5	38	12	27	32	36	0,290
7620-28LU-1NI	28	L	160	1.5/16-12	44	47	30.5	43	12	36	41	41	0,473
7620-35LU-1NI	35	L	125	1.5/8-12	55	56	34.5	46	12	41	50	50	0,901
7620-42LU-1NI	42	L	125	1.7/8-12	62.3	63	40	51	12	50	55	60	1,028
7620-06SU-1NI	6	S	400	7/16-20	16.5	31	16	20	7	12	14	17	0,039
7620-08SU-1NI	8	S	400	9/16-18	20.2	32	17	25	8	14	17	19	0,059
7620-10SU-1NI	10	S	400	9/16-18	20.2	34	17.5	25	8	17	17	22	0,073
7620-12SU-1NI	12	S	400	3/4-16	25.7	38	21.5	28	9	17	22	24	0,077
7620-16SU-1NI	16	S	400	7/8-14	29.3	43	24.5	33	10	24	27	30	0,210
7620-20SU-1NI	20	S	400	1.1/16-12	36.7	48	26.5	38	12	27	32	36	0,380
7620-25SU-1NI	25	S	315	1.5/16-12	44	54	30	43	12	36	41	46	0,668
7620-30SU-1NI	30	S	250	1.5/8-12	55	62	35.5	46	12	41	50	50	1,168
7620-38SU-1NI	38	S	200	1.7/8-12	62.3	72	41	51	12	50	55	60	1,515

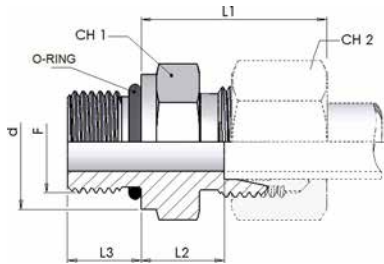
7430_M

Male stud connector Metric fine thread (Form B ISO 9974-3)SDS



Product number	Ø tube	Type	W.P.	Thread	Dimension					Weight kg/unit
	mm	L/S	bar	F	L1	L2	L3	CH1	CH2	
7430-06LM-1NI	6	L	315	M 10x1	23	8.5	8	14	14	0,014
7430-06LM12-1NI	06	L	315	M 12x1,5	24.5	10	12	17	14	0,023
7430-08LM-1NI	8	L	315	M 12x1,5	25	10	12	17	17	0,022
7430-08LM14-1NI	8	L	315	M 14x1,5	26	10	12	19	17	0,029
7430-08LM18-1NI	8	L	315	M 18x1,5	26.5	11.5	12	24	17	0,052
7430-10LM-1NI	10	L	315	M 14x1,5	26	11	12	19	19	0,030
7430-10LM16-1NI	10	L	315	M 16x1,5	27.5	12.5	12	22	19	0,042
7430-10LM18-1NI	10	L	315	M 18x1,5	27.5	12.5	12	24	19	0,052
7430-10LM22-1NI	10	L	315	M 22x1,5	29	14	14	27	19	0,081
7430-12LM12-1NI	12	L	315	M 12x1,5	27	12.5	12	19	22	0,032
7430-12LM-1NI	12	L	315	M 16x1,5	27	12.5	12	22	22	0,040
7430-12LM18-1NI	12	L	315	M 18x1,5	27	12.5	12	24	22	0,045
7430-12LM22-1NI	12	L	315	M 22x1,5	28.5	14	14	27	22	0,078
7430-15LM-1NI	15	L	315	M 18x1,5	29	12	13.5	24	27	0,051
7430-15LM22-1NI	15	L	315	M 22x1,5	30	15	14	27	27	0,078
7430-18LM-1NI	18	L	315	M 22x1,5	31	14.5	14	27	32	0,077
7430-18LM18-1NI	18	L	315	M 18x1,5	30.5	14	12	27	32	0,066
7430-22LM-1NI	22	L	160	M 26x1,5	33	16.5	16	32	36	0,101
7430-28LM-1NI	28	L	160	M 33x2	34	17.5	18	41	41	0,167
7430-35LM-1NI	35	L	160	M 42x2	39	17.5	20	50	50	0,278
7430-42LM-1NI	42	L	160	M 48x2	42	19	22	55	60	0,354
7430-06SM-1NI	6	S	630	M 12x1,5	28	13	12	17	17	0,031
7430-08SM-1NI	8	S	630	M 14x1,5	30	15	12	19	19	0,043
7430-10SM-1NI	10	S	630	M 16x1,5	31	15	12	22	22	0,054
7430-12SM-1NI	12	S	630	M 18x1,5	33	17	12	24	24	0,071
7430-14SM-1NI	14	S	630	M 20x1,5	37	19	14	27	27	0,092
7430-16SM-1NI	16	S	400	M 22x1,5	37	18.5	14	27	30	0,097
7430-20SM-1NI	20	S	400	M 27x2	42	20.5	16	32	36	0,153
7430-25SM-1NI	25	S	400	M 33x2	47	23	18	41	46	0,266
7430-30SM-1NI	30	S	400	M 42x2	50	23.5	20	50	50	0,428
7430-38SM-1NI	38	S	315	M 48x2	57	26	22	55	60	0,573

7430_I



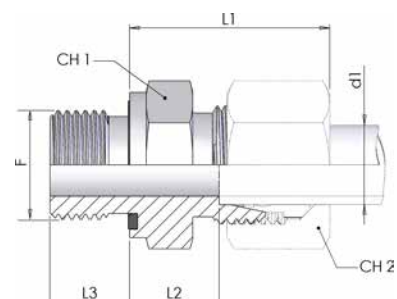
Male stud connector Metric fine thread (Form F ISO 6149-2/3)

SDS

Product number	Ø tube	Type	W.P.	Thread	Dimension					Weight
	mm	L/S	bar	F	L1	L2	L3	CH1	CH2	kg/unit
7430-06LI-1NI	6	L	315	M 10x1	23	9.5	8.5	14	14	0,015
7430-08LI-1NI	8	L	315	M 12x1,5	25	10.5	11	17	17	0,022
7430-10LI-1NI	10	L	315	M 14x1,5	26	11.5	11	19	19	0,029
7430-12LI-1NI	12	L	315	M 16x1,5	27	12.5	11.5	22	22	0,040
7430-15LI-1NI	15	L	315	M 18x1,5	29	13.5	12.5	24	27	0,052
7430-18LI-1NI	18	L	315	M 22x1,5	31	14.5	13	27	32	0,077
7430-22LI-1NI	22	L	160	M 27x2	33	16.5	16	32	36	0,105
7430-28LI-1NI	28	L	160	M 33x2	34	17.5	16	41	41	0,164
7430-35LI-1NI	35	L	160	M 42x2	39	17.5	16	50	50	0,265
7430-42LI-1NI	42	L	160	M 48x2	42	19	17.5	55	60	0,330
7430-06SI-1NI	6	S	630	M 12x1,5	28	13	11	17	17	0,029
7430-08SI-1NI	8	S	630	M 14x1,5	30	15	11	19	19	0,041
7430-10SI-1NI	10	S	630	M 16x1,5	31	15	12.5	22	22	0,055
7430-12SI-1NI	12	S	630	M 18x1,5	33	17	14	24	24	0,075
7430-16SI-1NI	16	S	400	M 22x1,5	37	18.5	15	27	30	0,099
7430-20SI-1NI	20	S	400	M 27x2	42	20.5	18.5	32	36	0,164
7430-25SI-1NI	25	S	400	M 33x2	47	23	18.5	41	46	0,269
7430-30SI-1NI	30	S	250	M 42x2	50	23.5	19	50	50	0,493
7430-38SI-1NI	38	S	250	M 48x2	57	26	21.5	55	60	0,571

7440_M

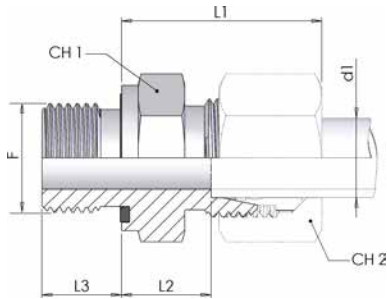
Male stud connector with Elastomeric Sealing (Form E ISO 9974-2) SDS



Product number	Ø tube	Type	W.P.	Thread	Dimension					Weight
	mm	L/S	bar	F	L1	L2	L3	CH1	CH2	kg/unit
7440-06LM-1NI	06	L	315	M 10x1	23	8.5	8	14	14	0,014
7440-06LM12-1NI	06	L	315	M 12x1,5	24.5	10	12	17	14	0,022
7440-08LM-1NI	08	L	315	M 12x1,5	25	10	12	17	17	0,021
7440-08LM14-1NI	08	L	315	M 14x1,5	25	10	12	19	17	0,029
7440-10LM12-1NI	10	L	315	M 12x1,5	26	11	12	17	19	0,025
7440-10LM-1NI	10	L	315	M 14x1,5	26	11	12	19	19	0,029
7440-10LM16-1NI	10	L	315	M 16x1,5	27.5	12.5	12	22	19	0,042
7440-10LM18-1NI	10	L	315	M 18x1,5	27.5	12.5	12	24	19	0,049
7440-10LM22-1NI	10	L	315	M 22x1,5	29	14	14	27	19	0,080
7440-12LM14-1NI	12	L	315	M 14x1,5	27	12.5	12	19	22	0,029
7440-12LM-1NI	12	L	315	M 16x1,5	27	12.5	12	22	22	0,039
7440-12LM18-1NI	12	L	315	M 18x1,5	27	12.5	12	24	22	0,044
7440-12LM22-1NI	12	L	315	M 22x1,5	28.5	14	14	27	22	0,064
7440-15LM16-1NI	15	L	315	M 16x1,5	28	13	12	24	27	0,048
7440-15LM-1NI	15	L	315	M 18x1,5	28.5	13.5	12	24	27	0,051
7440-15LM22-1NI	15	L	315	M 22x1,5	30	15	14	27	27	0,071
7440-18LM18-1NI	18	L	315	M 18x1,5	30.5	14	12	27	32	0,065
7440-18LM-1NI	18	L	315	M 22x1,5	31	14.5	14	27	32	0,074
7440-22LM22-1NI	22	L	160	M 22x1,5	33	16.5	14	32	36	0,090
7440-22LM-1NI	22	L	160	M 26x1,5	33	16.5	16	32	36	0,101
7440-28LM-1NI	28	L	160	M 33x2	34	17.5	18	41	41	0,164
7440-35LM-1NI	35	L	160	M 42x2	39	17.5	20	50	50	0,273
7440-42LM-1NI	42	L	160	M 48x2	42	19	22	55	60	0,346
7440-06SM-1NI	06	S	630	M 12x1,5	28	13	12	17	17	0,029
7440-08SM-1NI	08	S	630	M 14x1,5	30	15	12	19	19	0,041

continue on next page

7440_M



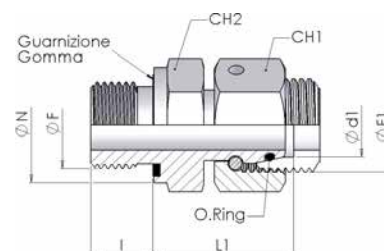
Male stud connector with Elastomeric Sealing (Form E ISO 9974-2) SDS

continue on previous page

Product number	Ø tube	Type	W.P.	Thread	Dimension					Weight
	mm	L/S	bar	F	L1	L2	L3	CH1	CH2	kg/unit
7440-10SM-1NI	10	S	630	M 16x1,5	31	15	12	22	22	0,053
7440-12SM-1NI	12	S	630	M 18x1,5	33	17	12	24	24	0,071
7440-12SM22-1NI	12	S	630	M 22x1,5	33	17,5	14	27	24	0,074
7440-14SM-1NI	14	S	630	M 20x1,5	37	19	14	27	27	0,094
7440-16SM18-1NI	16	S	400	M 18x1,5	36,5	18	12	27	30	0,081
7440-16SM-1NI	16	S	400	M 22x1,5	37	18,5	14	27	30	0,096
7440-20SM-1NI	20	S	400	M 27x2	42	20,5	16	32	36	0,151
7440-25SM-1NI	25	S	400	M 33x2	47	23	18	41	46	0,265
7440-30SM-1NI	30	S	400	M 42x2	50	23,5	20	50	50	0,417
7440-38SM-1NI	38	S	315	M 48x2	57	26	22	55	60	0,564

7360_M

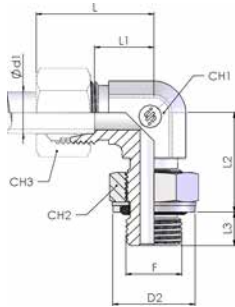
Swivel connector Metric fine thread with Elastomeric Sealing (Form E ISO 9974-2) SWOSDS



Product number	Ø tube	Type	W.P.	Thread		Dimension				
	d1 mm	L/S	bar	F	F1	L1	I	CH1	CH2	ØN
7360-06LMNI	6	L	315	M10x1	M12x1,5	24.5	8	14	14	14
7360-08LMNI	8	L	315	M12x1,5	M14x1,5	26.5	12	17	17	17
7360-10LMNI	10	L	315	M14x1,5	M16x1,5	27.5	12	19	19	19
7360-12LMNI	12	L	315	M16x1,5	M18x1,5	30.5	12	22	22	22
7360-15LMNI	15	L	315	M18x1,5	M22x1,5	31.5	12	27	24	24
7360-15LM22NI	15	L	315	M22x1,5	M22x1,5	31.5	14	27	27	27
7360-18LMNI	18	L	315	M22x1,5	M26x1,5	31.5	14	32	27	27
7360-22LMNI	22	L	160	M26x1,5	M30x2	32.5	16	36	32	32
7360-28LMNI	28	L	160	M33x2	M36x2	35	18	41	41	40
7360-35LMNI	35	L	160	M42x2	M45x2	42.5	20	50	50	50
7360-42LMNI	42	L	160	M48x2	M52x2	46.5	22	60	55	55
7360-06SMNI	6	S	630	M12x1,5	M14x1,5	27	12	17	17	17
7360-08SMNI	8	S	630	M14x1,5	M16x1,5	29.5	12	19	19	19
7360-10SMNI	10	S	630	M16x1,5	M18x1,5	32	12	22	22	22
7360-12SMNI	12	S	630	M18x1,5	M20x1,5	34	12	24	24	24
7360-14SMNI	14	S	630	M20x1,5	M22x1,5	36.5	14	27	27	26
7360-16SMNI	16	S	400	M22x1,5	M24x1,5	37	14	30	27	27
7360-20SMNI	20	S	400	M27x2	M30x2	43	16	36	32	32
7360-25SMNI	25	S	400	M33x2	M36x2	48	18	46	41	40
7360-30SMNI	30	S	400	M42x2	M42x2	51	20	50	50	50
7360-38SMNI	38	S	315	M48x2	M52x2	60	22	60	55	55

DKO with standard seal: FKM / Optional seal: NBR, EPDM

7600_M



90° Adjustable Metric stud elbow with O-ring and retaining ring

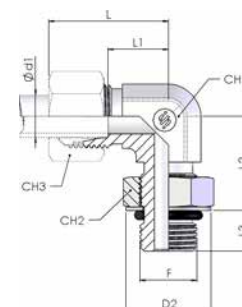
SDAE

Product number	Ø tube	Type	W.P.	Thread	Dimension							Dimensions	Weight
	d1 mm	L/S	bar	F	D2	L	L1	L2	L3	CH1	CH2	CH3	kg/unit
7600-06LM-1NI	6	L	315	M10x1	14.8	27	12	23	6	12	14	14	0,040
7600-08LM-1NI	8	L	315	M12x1,5	17.8	29	14	25.5	7.5	14	17	17	0,061
7600-10LM-1NI	10	L	315	M14x1,5	19.8	30	15	26	8	14	19	19	0,065
7600-12LM-1NI	12	L	250	M16x1,5	21.8	32	17	30	8	17	22	22	0,096
7600-15LM-1NI	15	L	250	M18x1,5	23.8	36	21	31.5	9.5	19	24	27	0,125
7600-18LM-1NI	18	L	250	M22x1,5	27.8	40	23.5	33.5	9.5	24	27	32	0,160
7600-22LM-1NI	22	L	160	M27x2	32.8	44	27.5	40	12	27	32	36	0,279
7600-28LM-1NI	28	L	160	M33x2	39.8	47	30.5	44	12	36	41	41	0,359
7600-35LM-1NI	35	L	160	M42x2	49.8	56	34.5	48	12	41	50	50	0,659
7600-42LM-1NI	42	L	160	M48x2	55.8	63	40	55	12	50	55	60	1,064
7600-06SM-1NI	6	S	315	M12x1,5	17.8	31	16	25.5	7.5	14	17	17	0,069
7600-08SM-1NI	8	S	315	M14x1,5	19.8	32	17	26	8	14	19	19	0,075
7600-10SM-1NI	10	S	315	M16x1,5	21.8	34	17.5	30	8	17	22	22	0,122
7600-12SM-1NI	12	S	315	M18x1,5	23.8	38	21.5	31.5	9.5	19	24	24	0,155
7600-16SM-1NI	16	S	250	M22x1,5	27.8	43	24.5	33.5	9.5	24	27	30	0,246
7600-20SM-1NI	20	S	250	M27x2	32.8	48	26.5	40	12	27	32	36	0,343
7600-25SM-1NI	25	S	160	M33x2	39.8	54	30	44	12	36	41	46	0,505
7600-30SM-1NI	30	S	160	M42x2	49.8	62	35.5	48	12	41	50	50	0,769
7600-38SM-1NI	38	S	160	M48x2	55.8	72	41	55	12	50	55	60	1,331

7605

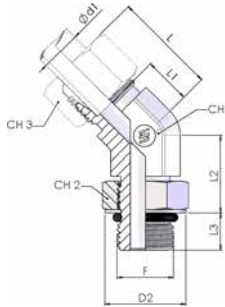
90° Adjustable Metric stud elbow (ISO 6149)

SDAE



Product number	Ø tube	Type	W.P.	Thread	Dimension							Dimensions	Weight
	d1 mm	L/S	bar	F	D2	L	L1	L2	L3	CH1	CH2	CH3	kg/unit
7605-06LM-1NI	6	L	315	M10x1	14.5	27	12	23	6	12	14	14	0,026
7605-08LM-1NI	8	L	315	M12x1,5	17.5	29	14	25.5	7.5	14	17	17	0,041
7605-10LM-1NI	10	L	315	M14x1,5	19.5	30	15	26	8	14	19	19	0,048
7605-12LM-1NI	12	L	250	M16x1,5	22.5	32	17	30	8	17	22	22	0,065
7605-15LM-1NI	15	L	250	M18x1,5	24.5	36	21	31.5	9.5	19	24	27	0,104
7605-18LM-1NI	18	L	250	M22x1,5	27.5	40	23.5	33.5	9.5	24	27	32	0,157
7605-22LM-1NI	28	L	160	M27x2	32.5	44	27.5	40	12	27	32	36	0,207
7605-28LM-1NI	28	L	160	M33x2	41.5	47	30.5	44	12	36	41	41	0,345
7605-35LM-1NI	35	L	160	M42x2	50.5	56	34.5	48	12	41	50	50	0,527
7605-42LM-1NI	42	L	160	M48x2	55.5	63	40	55	12	50	55	60	0,813
7605-06SM-1NI	6	S	400	M12x1,5	17.5	31	16	25.5	7.5	12	17	17	0,046
7605-08SM-1NI	8	S	400	M14x1,5	19.5	32	17	26	8	14	19	19	0,064
7605-10SM-1NI	10	S	400	M16x1,5	22.5	34	17.5	30	8	17	22	22	0,086
7605-12SM-1NI	12	S	400	M18x1,5	24.5	38	21.5	31.5	9.5	19	24	24	0,116
7605-16SM-1NI	16	S	400	M22x1,5	27.5	43	24.5	33.5	9.5	24	27	30	0,179
7605-20SM-1NI	20	S	400	M27x2	32.5	48	26.5	40	12	27	32	36	0,287
7605-25SM-1NI	25	S	315	M33x2	41.5	54	30	44	12	36	41	46	0,480
7605-30SM-1NI	30	S	250	M42x2	50.5	62	35.5	46	12	41	50	50	0,765
7605-38SM-1NI	38	S	200	M48x2	55.5	72	41	54	13	50	55	60	1,145

7635



45° Adjustable Metric stud elbow (ISO 6149)

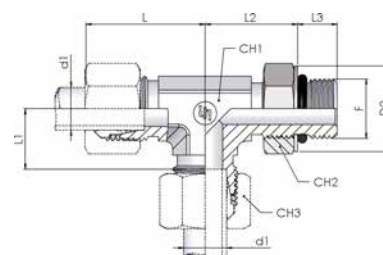
SDAE45

Product number	Ø tube	Type	W.P.	Thread	Dimension								Weight kg/unit
	d1 mm	L/S			bar	F	D2	L	L1	L2	L3	CH1	
7635-06LM-1NI	6	L	315	M 10x1	14.5	24	9	23	6	12	14	14	0,061
7635-08LM-1NI	8	L	315	M 12x1,5	17.5	27	12	25.5	7.5	14	17	17	0,065
7635-10LM-1NI	10	L	315	M 14x1,5	19.5	27	12	26	8	14	19	19	0,069
7635-12LM-1NI	12	L	250	M 16x1,5	22.5	29	14	30	8	19	22	22	0,081
7635-15LM-1NI	15	L	250	M 18x1,5	24.5	31	16	31.5	9.5	22	24	27	0,085
7635-18LM-1NI	18	L	250	M 22x1,5	27.5	33.5	17	32.5	9.5	27	27	32	0,198
7635-22LM-1NI	22	L	160	M 27x2	32.5	35	18.5	40	12	27	32	36	0,201
7635-28LM-1NI	28	L	160	M 33x2	41.5	39	22.5	44	12	36	41	41	0,323
7635-35LM-1NI	35	L	160	M 42x2	50.5	44	22.5	48	12	41	50	50	0,637
7635-06SM-1NI	6	S	400	M 12x1,5	17.5	25	9	25.5	7.5	14	17	17	0,065
7635-08SM-1NI	8	S	400	M 14x1,5	19.5	27	12	26	8	14	19	19	0,071
7635-10SM-1NI	10	S	400	M 16x1,5	22.5	29	12.5	30	8	19	22	22	0,091
7635-12SM-1NI	12	S	400	M 18x1,5	24.5	33	16.5	31.5	9.5	22	24	24	0,110
7635-16SM-1NI	16	S	400	M 22x1,5	27.5	35	16.5	32.5	9.5	27	27	30	0,183
7635-20SM-1NI	20	S	400	M 27x2	32.5	39	17.5	40	12	27	32	36	0,277
7635-25SM-1NI	25	S	315	M 33x2	41.5	43	19	44	12	36	41	46	0,452
7635-30SM-1NI	30	S	250	M 42x2	50.5	50	23.5	48	12	41	50	50	0,720

7615

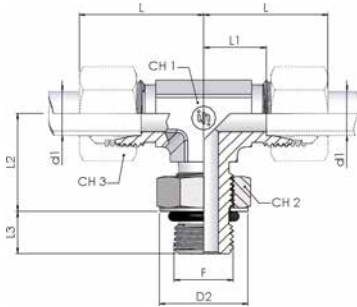
Adjustable stud Run Tee Metric (ISO 6149)

SDART



Product number	Ø tube	Type	W.P.	Thread	Dimension								Weight
	d1 mm				L/S	bar	F	D2	L	L1	L2	L3	
7615-06LM-1NI	6	L	315	M 10x1	14.5	27	12	23	6	12	14	14	0,039
7615-08LM-1NI	8	L	315	M 12x1,5	17.5	29	14	25.5	7.5	14	17	17	0,052
7615-10LM-1NI	10	L	315	M 14x1,5	19.5	30	15	26	8	14	19	19	0,055
7615-12LM-1NI	12	L	250	M 16x1,5	22.5	32	17	30	8	17	22	22	0,069
7615-15LM-1NI	15	L	250	M 18x1,5	24.5	36	21	31.5	9.5	19	24	27	0,106
7615-18LM-1NI	18	L	250	M 22x1,5	27.5	40	23.5	32.5	9.5	24	27	32	0,198
7615-22LM-1NI	22	L	160	M 27x2	32.5	44	27.5	40	12	27	32	36	0,0282
7615-28LM-1NI	28	L	160	M 33x2	41.5	47	30.5	44	12	36	41	41	0,468
7615-35LM-1NI	35	L	160	M 42x2	50.5	56	34.5	48	12	41	50	50	0,901
7615-42LM-1NI	42	L	160	M 48x2	55.5	63	40	54	13	50	55	60	1,028
7615-06SM-1NI	6	S	400	M 12x1,5	17.5	31	16	25.5	7.5	12	17	17	0,041
7615-08SM-1NI	8	S	400	M 14x1,5	19.5	32	17	26	8	14	19	19	0,055
7615-10SM-1NI	10	S	400	M 16x1,5	22.5	34	17.5	30	8	17	22	22	0,075
7615-12SM-1NI	12	S	400	M 18x1,5	24.5	38	21.5	31.5	9.5	17	24	24	0,077
7615-16SM-1NI	16	S	400	M 22x1,5	27.5	43	24.5	32.5	9.5	24	27	30	0,201
7615-20SM-1NI	20	S	400	M 27x2	32.5	48	26.5	40	12	27	32	36	0,377
7615-25SM-1NI	25	S	315	M 33x2	41.5	54	30	44	12	36	41	46	0,667
7615-30SM-1NI	30	S	250	M 42x2	50.5	62	35.5	48	12	41	50	50	1,116
7615-38SM-1NI	38	S	200	M 48x2	55.5	72	41	54	13	50	55	60	1,514

7625



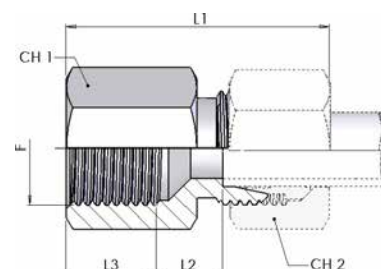
Adjustable stud Branch Tee Metric (ISO 6149)

SDABT

Product number	Ø tube	Type	W.P.	Thread	Dimension								Weight
	d1 mm	L/S	bar	F	D2	L	L1	L2	L3	CH1	CH2	CH3	kg/unit
7625-06LM-1NI	6	L	315	M 10x1	14.5	27	12	23	6	12	14	14	0,041
7625-08LM-1NI	8	L	315	M 12x1,5	17.5	29	14	25.5	7.5	14	17	17	0,047
7625-10LM-1NI	10	L	315	M 14x1,5	19.5	30	15	26	8	14	19	19	0,055
7625-12LM-1NI	12	L	250	M 16x1,5	22.5	32	17	30	8	17	22	22	0,073
7625-15LM-1NI	15	L	250	M 18x1,5	24.5	36	21	31.5	9.5	19	24	27	0,108
7625-18LM-1NI	18	L	250	M 22x1,5	27.5	40	23.5	32.5	9.5	24	27	32	0,210
7625-22LM-1NI	22	L	160	M 27x2	32.5	44	27.5	40	12	27	32	36	0,295
7625-28LM-1NI	28	L	160	M 33x2	41.5	47	30.5	44	12	36	41	41	0,475
7625-35LM-1NI	35	L	160	M 42x2	50.5	56	34.5	48	12	41	50	50	0,901
7625-42LM-1NI	42	L	160	M 48x2	55.5	63	40	54	13	50	55	60	1,028
7625-06SM-1NI	6	S	400	M 12x1,5	17.5	31	16	25.5	7.5	12	17	17	0,041
7625-08SM-1NI	8	S	400	M 14x1,5	19.5	32	17	26	8	14	19	19	0,061
7625-10SM-1NI	10	S	400	M 16x1,5	22.5	34	17.5	30	8	17	22	22	0,075
7625-12SM-1NI	12	S	400	M 18x1,5	24.5	38	21.5	31.5	9.5	17	24	24	0,081
7625-16SM-1NI	16	S	400	M 22x1,5	27.5	43	24.5	32.5	9.5	24	27	30	0,221
7625-20SM-1NI	20	S	400	M 27x2	32.5	48	26.5	40	12	27	32	36	0,377
7625-25SM-1NI	25	S	315	M 33x2	41.5	54	30	44	12	36	41	46	0,668
7625-30SM-1NI	30	S	250	M 42x2	50.5	62	35.5	48	12	41	50	50	1,168
7625-38SM-1NI	38	S	200	M 48x2	55.5	72	41	54	13	50	55	60	1,515

7250_M

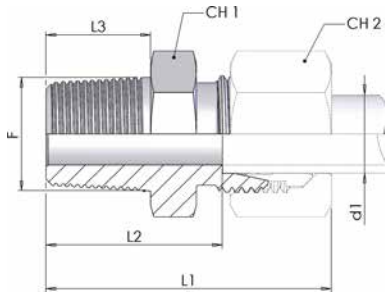
Female connector Metric fine thread S



Product number	Ø tube	Type	W.P.	Thread	Dimension					Weight
	mm	L/S	bar	F	L1	L2	L3	CH1	CH2	kg/unit
7250-06LM-1NI	6	L	315	M 10x1	33.5	7	12	14	14	0,018
7250-08LM-1NI	8	L	315	M 12x1,5	39	7	17	17	17	0,031
7250-10LM-1NI	10	L	315	M 14x1,5	40	8	17	19	19	0,037
7250-12LM-1NI	12	L	315	M 16x1,5	40.5	9	17	22	22	0,051
7250-15LM-1NI	15	L	315	M 18x1,5	46	14	17	24	27	0,065
7250-18LM-1NI	18	L	315	M 22x1,5	47	11.5	19	30	30	0,109
7250-22LM-1NI	22	L	160	M 26x1,5	51	13.5	21	32	36	0,121
7250-06SM-1NI	6	S	630	M 12x1,5	41	9	17	17	17	0,048
7250-08SM-1NI	8	S	630	M 14x1,5	41	9	17	19	19	0,042
7250-10SM-1NI	10	S	630	M 16x1,5	42.5	9.5	17	22	22	0,058
7250-12SM-1NI	12	S	630	M 18x1,5	42.5	9.5	17	24	24	0,069
7250-14SM-1NI	14	S	630	M 20x1,5	50	13	19	27	27	0,096
7250-16SM-1NI	16	S	400	M 22x1,5	50	12.5	19	30	30	0,115
7250-20SM-1NI	20	S	400	M 27x2	56	12.5	22	36	36	0,186

Filettatura / Thread: Metric

7450_NP



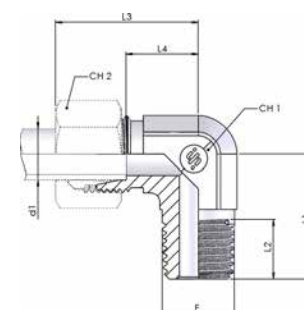
Male connector NPTF tapered thread SDS

Product number	Ø tube	Type	W.P.	Thread	Dimension					Weight
	mm	L/S	bar	F	L1	L2	L3	CH1	CH2	kg/unit
7450-06LN-1NI	6	L	315	1/8 NPTF	31.5	17	10	12	14	0,012
7450-06LN04-1NI	6	L	315	1/4 NPTF	38	23	15	17	14	0,026
7450-08LN-1NI	8	L	315	1/4 NPTF	38	23	15	17	17	0,025
7450-10LN-1NI	10	L	315	1/4 NPTF	39	24	15	17	19	0,025
7450-10LN06-1NI	10	L	315	3/8 NPTF	40	25	15	19	19	0,037
7450-10LN08-1NI	10	L	315	1/2 NPTF	46.5	31	21	22	19	0,037
7450-12LN04-1NI	12	L	315	1/4 NPTF	39.5	25	15	19	22	0,032
7450-12LN-1NI	12	L	315	3/8 NPTF	39.5	25	15	19	22	0,036
7450-12LN08-1NI	12	L	315	1/2 NPTF	44.5	30	19.5	22	22	0,064
7450-15LN-1NI	15	L	315	1/2 NPTF	46	31	19.5	24	27	0,068
7450-18LN-1NI	18	L	315	1/2 NPTF	48	31.5	19.5	27	32	0,072
7450-22LN-1NI	22	L	160	3/4 NPTF	50	33.5	20	32	36	0,101
7450-28LN-1NI	28	L	160	1 NPTF	56	39.5	25	41	41	0,172
7450-35LN-1NI	35	L	160	1 1/4 NPTF	62	40.5	25.5	46	50	0,256
7450-42LN-1NI	42	L	160	1 1/2 NPTF	65	42	26	55	60	0,352
7450-06SN-1NI	6	S	630	1/4 NPTF	41	26	15	17	17	0,033
7450-08SN-1NI	8	S	630	1/4 NPTF	43	28	15	17	19	0,038
7450-10SN04-1NI	10	S	630	1/4 NPTF	44	25.5	13	19	22	0,043
7450-10SN-1NI	10	S	630	3/8 NPTF	43.5	27.5	15	19	22	0,048
7450-12SN04-1NI	12	S	630	1/4 NPTF	46	27.5	13	22	24	0,058
7450-12SN-1NI	12	S	630	3/8 NPTF	45.5	29.5	15	22	24	0,062
7450-12SN08-1NI	12	S	630	1/2 NPTF	50.5	34.5	19.5	22	24	0,090
7450-14SN-1NI	14	S	630	1/2 NPTF	54	36	19.5	24	27	0,099
7450-16SN-1NI	16	S	400	1/2 NPTF	54	35.5	19.5	27	30	0,094
7450-20SN-1NI	20	S	400	3/4 NPTF	59	37.5	20	32	36	0,149
7450-25SN-1NI	25	S	400	1 NPTF	69	45	25	41	46	0,250
7450-30SN-1NI	30	S	400	1 1/4 NPTF	73	46.5	25.5	46	50	0,393
7450-38SN-1NI	38	S	315	1 1/2 NPTF	80	49	26	55	60	0,572

Seal type: conical thread (ASME B1.20.1)

7460_NP

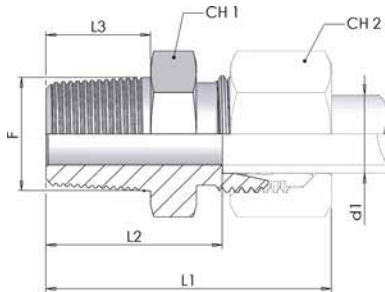
Male stud elbow - NPTF tapered thread (ISO 8434-1) SDE



Product number	Ø tube	Type	W.P.	Dimension							Weight
	mm	L/S	bar	F	L1	L2	L3	L4	CH1	CH2	kg/unit
7460-06LN-1NI	6	L	315	1/8 NPTF	20	8	27	12	12	14	0,030
7460-06LN04-1NI	06	L	315	1/4 NPTF	26	12	29	14	12	14	0,035
7460-08LN-1NI	8	L	315	1/4 NPTF	26	12	29	14	12	17	0,036
7460-10LN-1NI	10	L	315	1/4 NPTF	27	12	30	15	14	19	0,049
7460-12LN04-1NI	12	L	315	1/4 NPTF	28	12	32	17	17	22	0,071
7460-12LN-1NI	12	L	315	3/8 NPTF	28	12	32	17	17	22	0,075
7460-15LN-1NI	15	L	315	1/2 NPTF	34	16	36	21	19	27	0,090
7460-18LN-1NI	18	L	315	1/2 NPTF	36	16	40	23.5	24	32	0,129
7460-22LN-1NI	22	L	160	3/4 NPTF	42	16	44	27.5	27	36	0,174
7460-28LN-1NI	28	L	160	1 NPTF	48	20	47	30.6	36	41	0,285
7460-06SN-1NI	6	S	630	1/4 NPTF	26	12	31	16	12	17	0,046
7460-08SN-1NI	8	S	630	1/4 NPTF	27	12	32	17	14	19	0,057
7460-10SN-1NI	10	S	630	3/8 NPTF	28	12	34	17.5	17	22	0,075
7460-12SN-1NI	12	S	630	3/8 NPTF	28	12	38	21.5	17	24	0,076
7460-12SN08-1NI	12	S	630	1/2 NPTF	36	16	38	21.5	19	24	0,105
7460-14SN-1NI	14	S	630	1/2 NPTF	36	16	40	22	19	27	0,104
7460-16SN-1NI	16	S	400	1/2 NPTF	36	16	43	24.5	24	30	0,146
7460-20SN-1NI	20	S	400	3/4 NPTF	40.5	16	50.5	26.5	27	36	0,234

note: Seal type: conical thread (ASME B1.20.1)

7450_BT



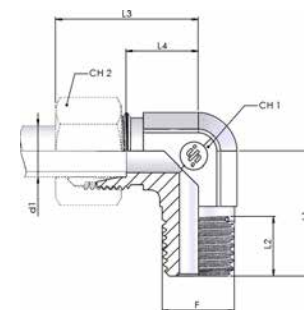
Male stud connector BSPT tapered thread (Form C DIN 3852-2)SDS

Product number	Ø tube	Type	W.P.	Thread	Dimension					Weight
	mm	L/S	bar	F	L1	L2	L3	CH1	CH2	kg/unit
7450-04LLR-1NI	4	LL	100	R 1/8 K	26.5	17	9	12	10	0,008
7450-06LLR-1NI	6	LL	100	R 1/8 K	26.5	15.5	9	12	12	0,009
7450-08LLR-1NI	8	LL	100	R 1/8 K	28.5	17.5	9	12	14	0,009
7450-06LR-1NI	6	L	315	R 1/8 K	30	16	9	12	14	0,012
7450-06LR04-1NI	6	L	315	R 1/4 K	34.5	20	14.5	14	14	0,019
7450-08LR-1NI	8	L	315	R 1/4 K	35	20	14.5	17	17	0,022
7450-10LR-1NI	10	L	315	R 1/4 K	36	21	14.5	17	19	0,023
7450-10LR06-1NI	10	L	315	R 3/8 K	39	23.5	14.5	19	19	0,036
7450-12LR04-1NI	12	L	315	R 1/4 K	36.5	22	14.5	19	22	0,028
7450-12LR-1NI	12	L	315	R 3/8 K	36.5	23.5	14.5	19	22	0,033
7450-12LR08-1NI	12	L	315	R 1/2 K	38.5	24	19	22	22	0,055
7450-15LR-1NI	15	L	315	R 1/2 K	40	25	19	24	27	0,058
7450-18LR-1NI	18	L	315	R 1/2 K	42	25.5	19	27	32	0,064
7450-22LR-1NI	22	L	160	R 3/4 K	46	29.5	19.5	32	36	0,096
7450-28LR-1NI	28	L	160	R 1 K	49	32.5	24	41	41	0,156

Seal type: conical thread (ASME B1.20.1)

7460_BS

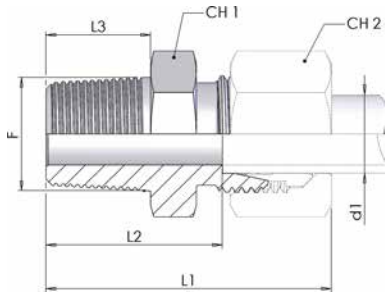
Male stud elbow connector BSPT tapered thread (Form C DIN 3852-2) SDE



Product number	Ø tube	Type	W.P.	Thread	Dimension						Weight
	mm	L/S	bar	F	L1	L2	L3	L4	CH1	CH2	kg/unit
7460-06LLR-1NI	6	LL	100	R 1/8 K	19	8	23	11.5	12	12	0,022
7460-08LLR-1NI	8	LL	100	R 1/8 K	19.5	8	24.5	12.5	12	14	0,022
7460-06LR-1NI	6	L	315	R 1/8 K	19.5	8	27	12	12	14	0,027
7460-06LR04-1NI	6	L	315	R 1/4 K	27.5	12	29	14	12	14	0,035
7460-08LR02-1NI	8	L	315	R 1/8 K	22	8	29	14	12	17	0,035
7460-08LR-1NI	8	L	315	R 1/4 K	27.5	12	29	14	12	17	0,030
7460-08LR06-1NI	08	L	315	R 3/8 K	28	12	31	16	14	17	0,055
7460-10LR-1NI	10	L	315	R 1/4 K	27.5	12	30	15	14	19	0,040
7460-10LR06-1NI	10	L	315	R 3/8 K	28	12	32	17	14	19	0,056
7460-12LR04-1NI	12	L	315	R 1/4 K	29	12	32	17	17	22	0,070
7460-12LR-1NI	12	L	315	R 3/8 K	29.5	12	32	17	17	22	0,072
7460-12LR08-1NI	12	L	315	R 1/2 K	34	14	34	20	19	22	0,097
7460-15LR06-1NI	15	L	315	R 3/8 K	30	12	36	21	19	27	0,09
7460-15LR-1NI	15	L	315	R 1/2 K	36	14	36	21	19	27	0,095
7460-18LR-1NI	18	L	315	R 1/2 K	36	14	40	23.5	24	32	0,126
7460-22LR-1NI	22	L	160	R 3/4 K	40.5	17	44	27.5	27	36	0,212
7460-06SR-1NI	6	S	630	R 1/4 K	27.5	12	31	16	12	17	0,045
7460-08SR-1NI	8	S	630	R 1/4 K	27.5	12	32	17	14	19	0,055
7460-10SR-1NI	10	S	630	R 3/8 K	29.5	12	34	17.5	17	22	0,085
7460-12SR-1NI	12	S	630	R 3/8 K	29.5	12	38	21.5	17	24	0,080
7460-12SR08-1NI	12	S	630	R 1/2 K	36	14	37	20.5	19	24	0,105
7460-14SR-1NI	14	S	630	R 1/2 K	36	14	40	22	19	27	0,105
7460-16SR-1NI	16	S	400	R 1/2 K	36	14	43	24.5	24	30	0,139
7460-20SR-1NI	20	S	400	R 3/4 K	40.5	17	48	26.5	27	36	0,239

Seal type: conical thread (ASME B1.20.1)

7450_M



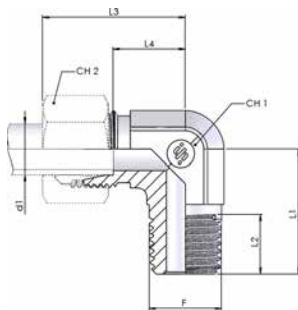
Male stud connector Metric fine tapered thread (Form C DIN 3852-1)SDS

SDS

Product number	Ø tube	Type	W.P.	Thread	Dimension					Weight
	mm	L/S	bar	F	L1	L2	L3	CH1	CH2	kg/unit
7450-04LLM-1NI	4	LL	100	M 8x1K	26.5	16	8	12	10	0,006
7450-06LLM-1NI	6	LL	100	M 10x1K	26.5	14.5	8	12	12	0,008
7450-08LLM-1NI	8	LL	100	M 10x1K	28.5	16.5	8	12	14	0,010

Seal type: conical thread (ASME B1.20.1)

7460_M



Male Metric - Metric Stud End 90° Light / Heavy Series (Form C DIN 3852-1)

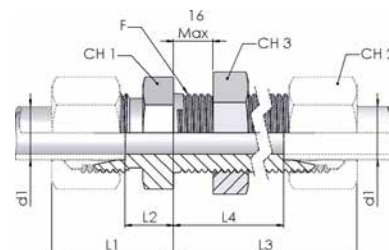
SDE

Product number	Ø tube	Type	W.P.	Thread	Dimension						Weight
	mm	L/S	bar	F	L1	L2	L3	L4	CH1	CH2	kg/unit
7460-06LM-1NI	6	L	315	M 10x1 K	20	8	27	12	12	14	0,029
7460-08LM-1NI	8	L	315	M 12x1,5 K	26	12	29	14	12	17	0,043
7460-10LM-1NI	10	L	315	M 14x1,5 K	27	12	30	15	14	19	0,062
7460-12LM-1NI	12	L	315	M 16x1,5 K	28	12	32	17	17	22	0,085
7460-15LM-1NI	15	L	315	M 18x1,5 K	32	12	36	21	19	27	0,083
7460-18LM-1NI	18	L	315	M 22x1,5 K	36	14	40	23.5	24	32	0,130
7460-06SM-1NI	6	S	630	M 12x1,5 K	26	12	31	16	12	17	0,052
7460-08SM-1NI	8	S	630	M 14x1,5 K	27	12	32	17	14	19	0,074
7460-10SM-1NI	10	S	630	M 16x1,5 K	28	12	34	17.5	17	22	0,090
7460-12SM-1NI	12	S	630	M 18x1,5 K	28	12	38	21.5	17	24	0,100
7460-14SM-1NI	14	S	630	M 20x1,5 K	32	14	40	22	19	27	0,104
7460-16SM-1NI	16	S	400	M 22x1,5 K	32	14	43	24.5	24	30	0,145

Seal type: conical thread (ASME B1.20.1)

7020

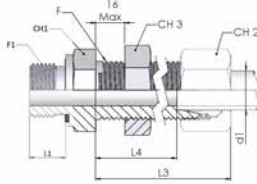
Bulkhead union (ISO 8434-1) BHSLN



Product number	Ø tube	Type	W.P.	Thread	Dimension							Weight
	mm	L/S	bar	F	L1	L2	L3	L4	CH1	CH2	CH3	kg/unit
7020-06L-1NI	6	L	315	M 12x1,5	22	7	42	27	17	14	17	0,038
7020-08L-1NI	8	L	315	M 14x1,5	23	8	42	27	19	17	19	0,049
7020-10L-1NI	10	L	315	M 16x1,5	25	10	43	28	22	19	22	0,066
7020-12L-1NI	12	L	315	M 18x1,5	25	10	44	29	24	22	24	0,076
7020-15L-1NI	15	L	315	M 22x1,5	27	12	46	31	27	27	30	0,128
7020-18L-1NI	18	L	315	M 26x1,5	30	13.5	49	32.5	32	32	36	0,199
7020-22L-1NI	22	L	160	M 30x2	33	16.5	51	34.5	36	36	41	0,248
7020-28L-1NI	28	L	160	M 36x2	35	18.5	52	35.5	41	41	46	0,338
7020-35L-1NI	35	L	160	M 45x2	40	18.5	58	36.5	50	50	55	0,539
7020-42L-1NI	42	L	160	M 52x2	42	19	59	36	60	60	65	0,756
7020-06S-1NI	6	S	630	M 14x1,5	27	12	44	29	19	17	19	0,065
7020-08S-1NI	8	S	630	M 16x1,5	28	13	44	29	22	19	22	0,087
7020-10S-1NI	10	S	630	M 18x1,5	31	14.5	46	29.5	24	22	24	0,110
7020-12S-1NI	12	S	630	M 20x1,5	31	14.5	47	30.5	27	24	27	0,139
7020-14S-1NI	14	S	630	M 22x1,5	35	17	50	32	30	27	30	0,178
7020-16S-1NI	16	S	400	M 24x1,5	35	16.5	50	31.5	32	30	32	0,197
7020-20S-1NI	20	S	400	M 30x2	39	17.5	55	33.5	41	36	41	0,345
7020-25S-1NI	25	S	400	M 36x2	44	20	59	35	46	46	46	0,492
7020-30S-1NI	30	S	400	M 42x2	48	21.5	64	37.5	50	50	50	0,617
7020-38S-1NI	38	S	315	M 52x2	53	22	68	30	65	60	65	1,080

7020_BS

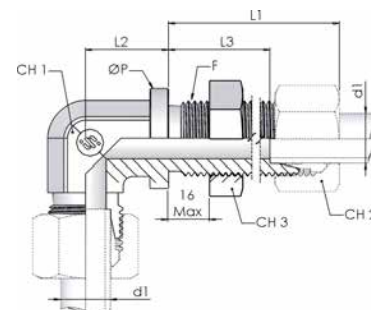
Bulkhead union (stud end ISO 1179-2)



Product number	Ø tube	Type	W.P.	Thread		Dimension						Weight kg/unit
	mm	L/S		F	F1	L1	L3	L4	CH1	CH2	CH3	
7020-08LR-1	8	L	315	M 14x1,5	G 1/4	12	42	27	19	17	19	0,049
7020-10LR-1	10	L	315	M 16x1,5	G 1/4	12	43	28	22	19	22	0,066
7020-12LR-1	12	L	315	M 18x1,5	G 3/8	12	44	29	24	22	24	0,076
7020-12LR08-1	12	L	315	M 18x1,5	G 1/2	14	44	29	27	22	24	0,076
7020-15LR-1	15	L	315	M 22x1,5	G 1/2	14	46	31	27	27	30	0,128
7020-18LR-1	18	L	315	M 26x1,5	G 1/2	14	49	32,5	32	32	36	0,199
7020-22LR-1	22	L	160	M 30x2	G 3/4	16	51	34,5	36	36	41	0,248
7020-28LR-1	28	L	160	M 36x2	G 1	18	52	35,5	41	41	46	0,338
7020-12SR-1	12	S	630	M 20x1,5	G 3/8	12	47	30,5	27	24	27	0,139
7020-16SR-1	16	S	400	M 24x1,5	G 1/2	14	50	31,5	32	30	32	0,197
7020-20SR-1	20	S	400	M 30x2	G 3/4	16	55	33,5	41	36	41	0,345
7020-25SR-1	25	S	400	M 36x2	G 1	18	59	35	46	46	46	0,492

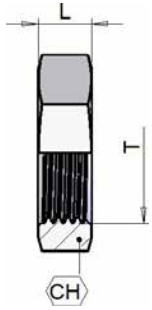
7130

Bulkhead elbow (ISO 8434-1) BHELN



Product number	Ø tube	Type	W.P.	Thread	Dimension						Dimensions	Weight
	mm	L/S	bar	F	L1	L2	L3	ØP	CH1	CH2	CH3	kg/unit
7130-06L-1NI	6	L	315	M 12x1,5	42	14	27	17	12	14	17	0,049
7130-08L-1NI	8	L	315	M 14x1,5	42	17	27	19	12	17	19	0,061
7130-10L-1NI	10	L	315	M 16x1,5	43	18	28	22	14	19	22	0,079
7130-12L-1NI	12	L	315	M 18x1,5	44	20	29	24	17	22	24	0,096
7130-15L-1NI	15	L	315	M 22x1,5	46	23	31	27	19	27	30	0,169
7130-18L-1NI	18	L	315	M 26x1,5	49	24	32.5	32	24	32	36	0,255
7130-22L-1NI	22	L	160	M 30x2	51	30	34.5	36	27	36	41	0,318
7130-28L-1NI	28	L	160	M 36x2	52	34	35.5	42	36	41	46	0,462
7130-06S-1NI	6	S	630	M 14x1,5	44	17	29	19	12	17	19	0,076
7130-08S-1NI	8	S	630	M 16x1,5	44	18	29	22	14	19	22	0,102
7130-10S-1NI	10	S	630	M 18x1,5	46	20	29.5	24	17	22	24	0,124
7130-12S-1NI	12	S	630	M 20x1,5	47	21	30.5	27	17	24	27	0,160
7130-14S-1NI	14	S	630	M 22x1,5	50	23	32	27	19	27	30	0,196
7130-16S-1NI	16	S	400	M 24x1,5	50	24	31.5	30	24	30	32	0,238
7130-20S-1NI	20	S	400	M 30x2	55	30	33.5	36	27	36	41	0,399
7130-25S-1NI	25	S	400	M 36x2	59	34	35	42	36	46	46	0,609

M107



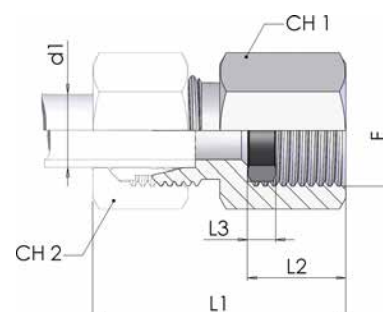
Bulkhead locknut

LN

Product number	Dimension			Weight
	T	CH	L	kg/unit
M107-12NI	M12x1,5	17	6	0,006
M107-14NI	M14x1,5	19	6	0,008
M107-16NI	M16x1,5	22	6	0,011
M107-18NI	M18x1,5	24	6	0,013
M107-20NI	M20x1,5	27	6	0,015
M107-22NI	M22x1,5	30	7	0,022
M107-24NI	M24x1,5	32	7	0,024
M107-26NI	M26x1,5	36	8	0,036
M107-30NI	M30x2	41	8	0,048
M107-36NI	M36x2	46	9	0,059
M107-42NI	M42x2	50	9	0,059
M107-45NI	M45x2	55	9	0,076
M107-52NI	M52x2	65	10	0,125

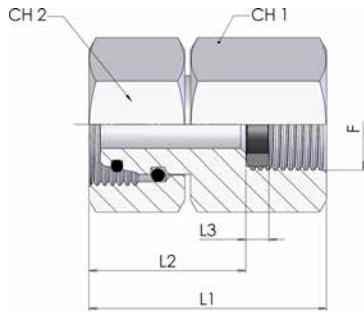
7030

Gauge connector BSPP thread (ISO 8434-1) SGC



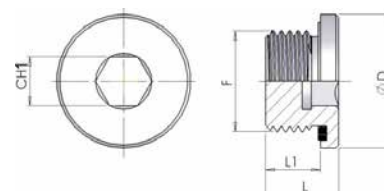
Product number	Ø tube	Type	W.P.	Thread	Dimension					Weight
	mm	L/S	bar	F	L1	L2	L3	CH1	CH2	kg/unit
7030-06L-1NI	6	L	315	G 1/4	37	14.5	4.5	19	14	0,037
7030-08L-1NI	8	L	315	G 1/4	37	14.5	4.5	19	17	0,038
7030-10L-1NI	10	L	315	G 1/4	38	14.5	4.5	19	19	0,039
7030-12L-1NI	12	L	315	G 1/4	38	14.5	4.5	19	22	0,040
7030-06S-1NI	6	S	630	G 1/2	46	20	5	27	17	0,086
7030-08S-1NI	8	S	630	G 1/2	46	20	5	27	19	0,090
7030-10S-1NI	10	S	630	G 1/2	47	20	5	27	22	0,088
7030-12S-1NI	12	S	630	G 1/2	47	20	5	27	24	0,090

7035



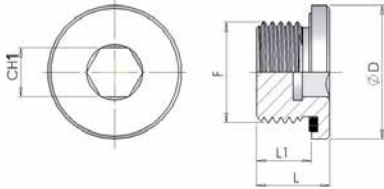
Swivel gauge connector (ISO 8434-1) SWOGC

Product number	Ø tube	Type	W.P.	Thread	Dimension					Weight
	mm	L/S	bar	F	L1	L2	L3	CH1	CH2	kg/unit
7035-06LNI	6	L	315	G 1/4	37.5	23	4.6	19	14	0,048
7035-08LNI	8	L	315	G 1/4	37.5	23	4.6	19	17	0,055
7035-10LNI	10	L	315	G 1/4	36	21.5	4.6	19	19	0,058
7035-12LNI	12	L	315	G 1/4	36	21.5	4.6	19	22	0,069
7035-06SNI	6	S	630	G 1/2	44.5	24.5	5.2	27	17	0,103
7035-08SR04NI	8	S	630	G 1/4	35.5	21	4.6	19	19	0,073
7035-08SNI	8	S	630	G 1/2	44.5	24.5	5.2	27	19	0,117
7035-10SR04NI	10	S	630	G 1/4	39	24.5	4.6	19	22	0,087
7035-10SNI	10	S	630	G 1/2	43.5	23.5	5.2	27	22	0,113
7035-12SR04NI	12	S	630	G 1/4	40	24.5	4.6	19	24	0,102
7035-12SNI	12	S	630	G 1/2	45	25	5.2	27	24	0,122

7260_BS**Blanking plug for ports DIN 3852-2
Form E**

Product number	W.P.	Thread	Dimension				Weight
	bar	F	L	L1	D	CH1	kg/unit
7260-02NI	400	G 1/8	12	8	14	5	0,007
7260-04NI	400	G 1/4	17	12	19	6	0,018
7260-06NI	400	G 3/8	17	12	22	8	0,027
7260-08NI	400	G 1/2	19	14	27	10	0,044
7260-12NI	400	G 3/4	21	16	32	12	0,075
7260-16NI	315	G 1	22.8	16	40	17	0,131
7260-20NI	315	G 1 1/4	22.8	16	50	22	0,211
7260-24NI	315	G 1 1/2	22.8	16	55	24	0,271

7260_M

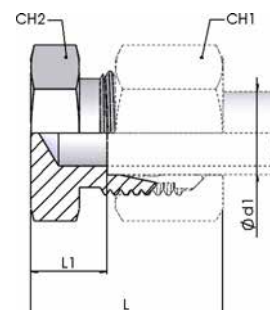


Blanking plug for port thread: Metric fine (Form E ISO 9974-2) PLE

Product number	W.P.	Thread	Dimension				Weight
	bar	F	L	L1	D	CH1	kg/unit
7260-10X10NI	400	M10x1	12	8	14	5	0,007
7260-12X15NI	400	M12x1,5	17	12	17	6	0,014
7260-14X15NI	400	M14x1,5	17	12	19	6	0,019
7260-16X15NI	400	M16x1,5	17	12	22	8	0,024
7260-18X15NI	400	M18x1,5	17	12	24	8	0,032
7260-20X15NI	400	M20x1,5	19	14	26	10	0,040
7260-22X15NI	400	M22x1,5	19	14	27	10	0,050
7260-26X15NI	400	M26x1,5	21	16	32	12	0,074
7260-27X20NI	400	M27x2	21	16	32	12	0,077
7260-33X20NI	400	M33x2	22.8	16	40	17	0,131
7260-42X20NI	315	M42x2	22.8	16	50	22	0,213
7260-48X20NI	315	M48x2	22.8	16	55	24	0,271

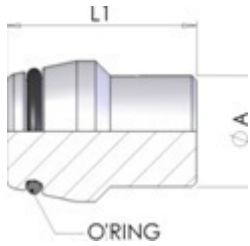
7270

Plug (ISO 8434-1) PL



Product number	Ø tube	W.P. bar	Type L/S	Dimension				Weight kg/unit
	d1 mm			L	L1	CH1	CH2	
7270-06L-1NI	6	315	L	22	8	14	12	0,008
7270-08L-1NI	8	315	L	23	8	17	14	0,012
7270-10L-1NI	10	315	L	24	9	19	17	0,016
7270-12L-1NI	12	315	L	25	10	22	19	0,022
7270-15L-1NI	15	315	L	26	11	27	24	0,038
7270-18L-1NI	18	315	L	28	11.5	32	27	0,054
7270-22L-1NI	22	160	L	30	13.5	36	32	0,077
7270-28L-1NI	28	160	L	31	14.5	41	41	0,133
7270-35L-1NI	35	160	L	36	14.5	50	46	0,201
7270-42L-1NI	42	160	L	39	16	60	55	0,340
7270-06S-1NI	6	630	S	26	11	17	14	0,016
7270-08S-1NI	8	630	S	28	13	19	17	0,026
7270-10S-1NI	10	630	S	29	12.5	22	19	0,031
7270-12S-1NI	12	630	S	31	14.5	24	22	0,045
7270-14S-1NI	14	630	S	34	14	27	24	0,059
7270-16S-1NI	16	400	S	34	15.5	30	27	0,068
7270-20S-1NI	20	400	S	39	17.5	36	32	0,120
7270-25S-1NI	25	400	S	44	20	46	41	0,213
7270-30S-1NI	30	400	S	47	20.5	50	46	0,281
7270-38S-1NI	38	315	S	54	23	60	55	0,498

7290



Pipe plug with O-Ring seal (ISO 8434-1) PL

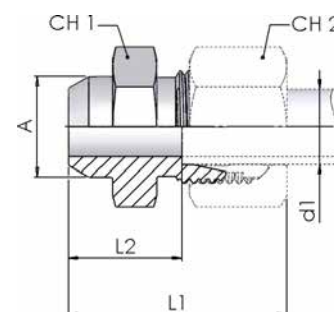
Product number	Ø tube	Type	W.P.	Dimension		Weight
	mm	L/S	bar	A	L1	kg/unit
7290-06LSNI	6	LS	315	6	17	0,006
7290-08LSNI	8	LS	315	8	17	0,010
7290-10LSNI	10	LS	315	10	18.5	0,016
7290-12LSNI	12	LS	315	12	19.5	0,022
7290-15LNI	15	L	315	15	19.5	0,032
7290-18LNI	18	L	315	18	21.5	0,051
7290-22LNI	22	L	160	22	24	0,081
7290-28LNI	28	L	160	28	24.5	0,130
7290-35LNI	35	L	160	35	28	0,240
7290-42LNI	42	L	160	42	28	0,346
7290-14SNI	14	S	630	14	22.5	0,032
7290-16SNI	16	S	400	16	21.5	0,041
7290-20SNI	20	S	400	20	27	0,080
7290-25SNI	25	S	400	25	27.5	0,124
7290-30SNI	30	S	400	30	29.5	0,182
7290-38SNI	38	S	315	38	31	0,315

With sealing cone and O-Ring adaptable to the shape of the hole W DIN 3861 / ISO 8434-1

7420

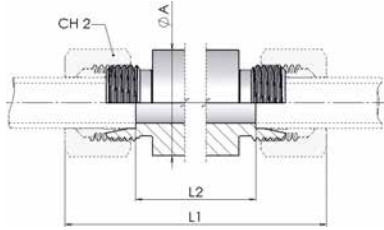
Weld connector (ISO 8434-1) WDS

WDS



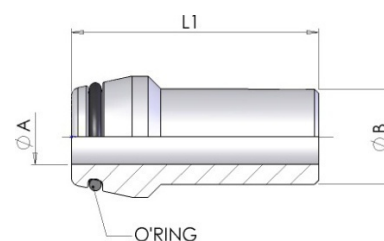
Product number	Ø tube	Type	W.P.	A	Dimension				Weight
	mm	L/S	bar	mm	L1	L2	CH1	CH2	kg/unit
7420-06L-1	6	L	315	10	29	14	12	14	0,010
7420-08L-1	8	L	315	12	31	16	14	17	0,015
7420-10L-1	10	L	315	14	33	18	17	19	0,021
7420-12L-1	12	L	315	16	33	18	19	22	0,026
7420-15L-1	15	L	315	19	37	22	22	27	0,043
7420-18L-1	18	L	315	22	40	23.5	27	32	0,066
7420-22L-1	22	L	160	27	45	28.5	32	36	0,097
7420-28L-1	28	L	160	32	47	30.5	41	41	0,159
7420-35L-1	35	L	160	40	54	32.5	46	50	0,228
7420-42L-1	42	L	160	46	58	35	55	60	0,328
7420-06S-1	6	S	630	11	34	19	14	17	0,021
7420-08S-1	8	S	630	13	36	21	17	19	0,030
7420-10S-1	10	S	630	15	39	22.5	19	22	0,040
7420-12S-1	12	S	630	17	41	24.5	22	24	0,055
7420-14S-1	14	S	630	19	45	27	24	27	0,070
7420-16S-1	16	S	400	21	45	26.5	27	30	0,083
7420-20S-1	20	S	400	26	51	29.5	32	36	0,129
7420-25S-1	25	S	400	31	56	32	41	46	0,222
7420-30S-1	30	S	400	36	62	35.5	46	50	0,295
7420-38S-1	38	S	315	44	69	38	55	60	0,455

7120



Welding straight bulkhead (ISO 8434-1)WDBHS

Product number	Ø tube	Type	W.P.	Dimension				Weight	Designation
	mm	L/S	bar	L1	L2	A	CH2	kg/unit	Oiled
7120-06L-1	6	L	315	85	56	18	14	0,103	24-WDBHS-L6-0
7120-08L-1	8	L	315	85	56	20	17	0,121	24-WDBHS-L8-0
7120-10L-1	10	L	315	87	58	22	19	0,143	24-WDBHS-L10-0
7120-12L-1	12	L	315	87	58	25	22	0,177	24-WDBHS-L12-0
7120-15L-1	15	L	315	100	70	28	27	0,259	24-WDBHS-L15-0
7120-18L-1	18	L	315	101	69	32	32	0,334	24-WDBHS-L18-0
7120-22L-1	22	L	160	105	73	36	36	0,400	24-WDBHS-L22-0
7120-28L-1	28	L	160	106	73	40	41	0,445	24-WDBHS-L28-0
7120-35L-1	35	L	160	114	71	50	50	0,723	24-WDBHS-L35-0
7120-42L-1	42	L	160	115	70	60	60	1,005	24-WDBHS-L42-0
7120-06S-1	6	S	630	89	60	20	17	0,135	24-WDBHS-S6-0
7120-08S-1	8	S	630	89	60	22	19	0,162	24-WDBHS-S8-0
7120-10S-1	10	S	630	91	59	25	22	0,200	24-WDBHS-S10-0
7120-12S-1	12	S	630	91	59	28	24	0,250	24-WDBHS-S12-0
7120-14S-1	14	S	630	107	72	30	27	0,337	24-WDBHS-S14-0
7120-16S-1	16	S	400	107	71	35	30	0,444	24-WDBHS-S16-0
7120-20S-1	20	S	400	114	71	38	36	0,515	24-WDBHS-S20-0
7120-25S-1	25	S	400	120	72	45	46	0,723	24-WDBHS-S25-0
7120-30S-1	30	S	400	126	73	50	50	0,873	24-WDBHS-S30-0
7120-38S-1	38	S	315	133	72	60	60	1,251	24-WDBHS-S38-0

7280**Welding nipple with O-ring seal
WDNP**

Product number	Ø tube	Pipe x Thickness	Dimension			W.P. bar	Weight kg/unit
	mm		ØA	ØB	L1		
7280-10X20	10	10 x 2	6	10	31	400	0,016
7280-12X25	12	12 x 2,5	7	12	31	400	0,022
7280-14X30	14	14 x 3	8	14	34	400	0,035
7280-16X30	16	16 x 3	10	16	37	400	0,044
7280-20X40	20	20 x 4	12	20	43	400	0,078
7280-25X40	25	25 x 4	17	25	48	400	0,112
7280-30X50	30	30 x 5	20	30	51	400	0,171
7280-38X50	38	38 x 5	28	38	55	315	0,245

With sealing cone and O-Ring adaptable to the shape of the hole W DIN 3861 / ISO 8434-1

Adapters Tapered & Metric 60°





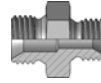
1750



Metric Niple 60° Cone

237


1770



Reducing Metric Niple
60° Cone

237

M105



Metric Female Union

238

1810



Male Metric/Female BSP
Connector

238

1820



Male BSP/Female Metric
Connector

239

M605



Metric Plug

239

M608

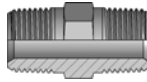


Swivel Metric Plug

240



1860



Male stud connector
BSPT

240

4626

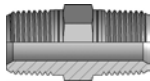


90° Male stud Elbow
BSPT

241




1870



Male stud connector
NPTF

241

N105



Metric Female Union
NPTF

242

4690



90° Male stud Elbow
NPTF

242

4695



90° Female/Male Elbow
NPTF

243

4580



90° Female Union Elbow
NPTF

243

4830



Female Union Tee NPTF

244

4920

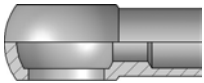


Female Union Cross
NPTF

244



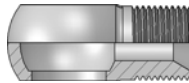
1500



Weldable Metric Banjo
Eye

245


1570



Metric threaded Banjo
Eye

245

1580



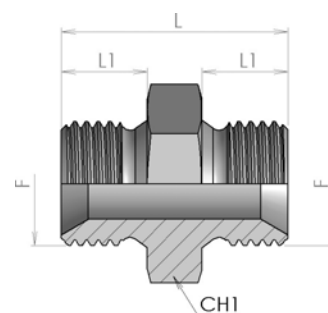
Metric threaded Banjo
Eye 24° Cone

246

1750

Metric Niple 60° Cone

S

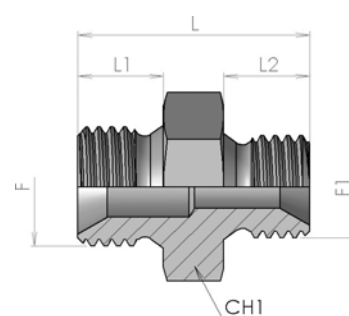


Product number	Thread	Dimension			Weight
	F	L	L1	CH1	kg/unit
1750-10-10	M 10x1	25	8	14	0.011
1750-12-12	M 12x1,5	29	12	17	0.019
1750-14-14	M 14x1,5	29	12	19	0.028
1750-16-16	M 16x1,5	33	12	22	0.037
1750-18-18	M 18x1,5	36	12	24	0.05
1750-20-20	M 20x1,5	38	14	27	0.067
1750-22-22	M 22x1,5	38	14	27	0.069
1750-24-24	M 24x1,5	41	14	30	0.092
1750-26-26	M 26x1,5	43	16	32	0.109
1750-30-30	M30x1,5	43	17	36	0.136

1770

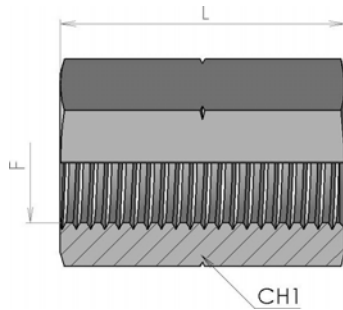
Reducing Metric Niple 60° Cone

S



Product number	Thread		Dimension				Weight
	F	F1	L	L1	L2	CH1	kg/unit
1770-14-12	M 14x1,5	M 12x1,5	29	12	12	19	0.026
1770-16-12	M 16x1,5	M 12x1,5	31	12	12	22	0.035
1770-16-14	M 16x1,5	M 14x1,5	31	12	12	22	0.033
1770-18-14	M 18x1,5	M 14x1,5	33	12	12	24	0.044
1770-18-16	M 18x1,5	M 16x1,5	35	12	12	24	0.047
1770-22-16	M 22x1,5	M 16x1,5	36	14	12	27	0.056
1770-22-18	M 22x1,5	M 18x1,5	37	14	12	27	0.06
1770-26-22	M 26x1,5	M 22x1,5	41	16	14	32	0.091

M105

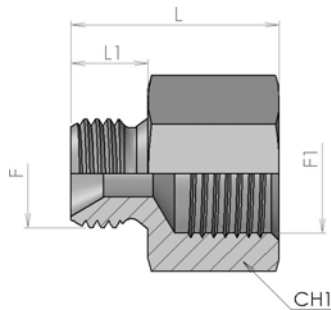


Metric Female Union

S

Product number	Thread	Dimension		Weight
	F	L	CH1	kg/unit
M105-10-10	M 10x1	25	14	0.014
M105-12-12	M 12x1,5	25	17	0.031
M105-14-14	M 14x1,5	35	19	0.026
M105-16-16	M 16x1,5	35	22	0.059
M105-18-18	M 18x1,5	45	24	0.101
M105-22-22	M 22x1,5	45	27	0.93

1810



Male Metric/Female BSP Connector

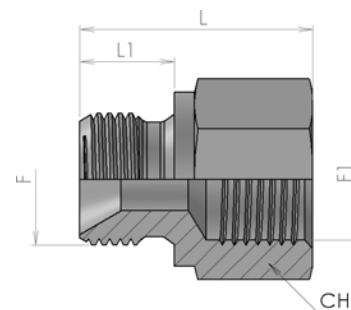
S

Product number	Ø tube		Thread		Dimension			Weight
	mm	inch	F	F1	L	L1	CH1	kg/unit
1810-04-14	8	5/16"	M 14x1,5	G 1/4	28	10	19	0.042
1810-04-16	8	5/16"	M 16x1,5	G 1/4	32	12	19	0.043
1810-06-16	10	3/8"	M 16x1,5	G 3/8	33	12	22	0.055
1810-06-18	10	3/8"	M 18x1,5	G 3/8	34	12	24	0.058
1810-06-22	10	3/8"	M 22x1,5	G 3/8	34	12	24	0.089
1810-08-22	12	1/2"	M 22x1,5	G 1/2	37	12	27	0.071

1820

Male BSP/Female Metric Connector

S

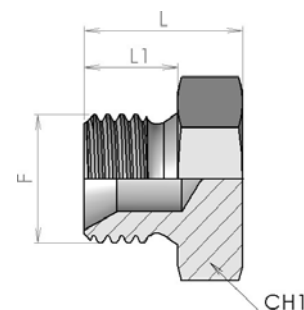


Product number	Ø tube		Thread		Dimension			Weight
	mm	inch	F	F1	L	L1	CH1	kg/unit
1820-04-14	8	5/16"	G 1/4	M 14x1,5	27	11	17	0.042
1820-06-16	10	3/8"	G 3/8	M 16x1,5	33	12	22	0.055
1820-06-18	10	3/8"	G 3/8	M 18x1,5	33	12	24	0.058
1820-08-16	12	1/2"	G 1/2	M 16x1,5	35	14	27	0,095
1820-08-18	12	1/2"	G 1/2	M 18x1,5	35	14	27	0.065
1820-08-22	12	1/2"	G 1/2	M 22x1,5	36	14	27	0.071

M605

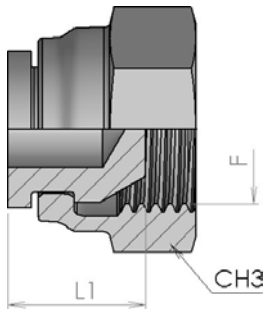
Metric Plug

PL



Product number	Thread	Dimension			Weight
	F	L	L1	CH1	kg/unit
M605-10	M 10x1	13	8	14	0.009
M605-12	M 12x1,5	17	10	17	0.0156
M605-14	M 14x1,5	17	10	19	0.023
M605-16	M 16x1,5	18	11	22	0.0303
M605-18	M 18x1,5	19	11	24	0.041
M605-20	M 20x1,5	22	14	27	0.0549
M605-22	M 22x1,5	20	12	27	0.0566
M605-24	M 24x1,5	22	14	30	0.0754
M605-26	M 26x1,5	24	16	32	0.0894

M608

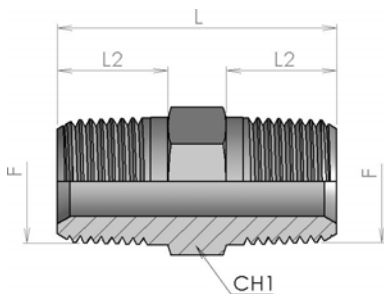


Swivel Metric Plug

PL

Product number	Thread	Dimension		Weight
	F	L1	CH3	kg/unit
M608-12	M 12x1,5	10.5	17	0.005
M608-14	M 14x1,5	12	19	0.008
M608-16	M 16x1,5	15	22	0.014
M608-18	M 18x1,5	15	24	0.018
M608-20	M 20x1,5	17	27	0.024
M608-22	M 22x1,5	17	27	0.028
M608-26	M 26x1,5	19	32	0.044

1860



Male stud connector BSPT

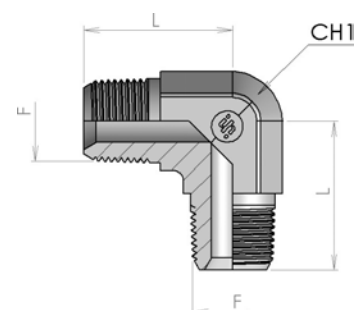
S

Product number	Ø tube		Thread	Dimension			Weight
	mm	inch	F	L	L2	CH1	kg/unit
1860-02-02	6	1/4"	R 1/8 K	24.5	9	12	0.014
1860-04-04	8	5/16"	R 1/4 K	35	14	15	0.034
1860-06-06	10	3/8"	R 3/8 K	37.5	14	19	0.049
1860-08-08	12	1/2"	R 1/2 K	46	18	22	0.082
1860-12-12	20	3/4"	R 3/4 K	53	19	27	0.136
1860-16-16	25	1"	R 1 K	60	24	36	0.224
1860-20-20	32	1.1/4"	R 1 1/4 K	68	24.5	46	0.361
1860-24-24	38	1.1/2"	R 1 1/2 K	71	25.5	50	0.448
1860-32-32	50	2"	R 2 K	82	30	65	0.816

4626

90° Male stud Elbow BSPT

E

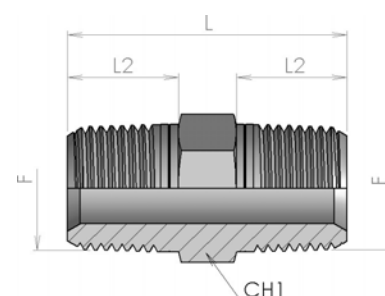


Product number	Ø tube		Thread	Dimension			Weight
	mm	inch	F	L	CH1	kg/unit	
4626-02	6	1/4"	R 1/8 K	19.5	12	0.015	
4626-04	8	5/16"	R 1/4 K	27.5	14	0.042	
4626-06	10	3/8"	R 3/8 K	31	19	0.093	
4626-08	12	1/2"	R 1/2 K	36	22	0.142	
4626-12	20	3/4"	R 3/4 K	40.5	27	0.231	

1870

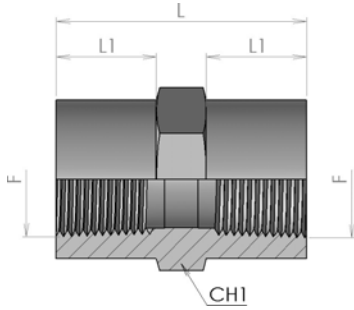
Male stud connector NPTF

S



Product number	Ø tube		Thread	Dimension			Weight
	mm	inch	F	L	L2	CH1	kg/unit
1870-02-02	6	1/4"	1/8 NPTF	27	10	12	0.02
1870-04-04	8	5/16"	1/4 NPTF	35.5	14.5	15	0.033
1870-06-06	10	3/8"	3/8 NPTF	37.5	14.5	19	0.047
1870-08-08	12	1/2"	1/2 NPTF	48	19	22	0.085
1870-12-12	20	3/4"	3/4 NPTF	53	19.5	27	0.144
1870-16-16	25	1"	1 NPTF	63	24	36	0.27
1870-20-20	32	1 1/4"	1 1/4 NPTF	68	24.5	46	0.401
1870-24-24	38	1 1/2"	1 1/2 NPTF	71	25.5	50	0.477
1870-32-32	50	2"	2 NPTF	74.5	26	65	0.898

N105

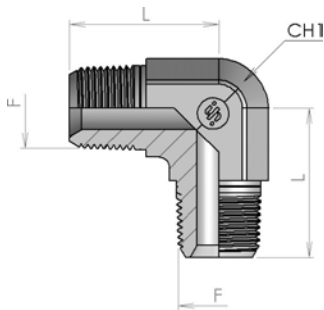


Metric Female Union NPTF

S

Product number	Thread	Dimension			Weight
	F	L	L1	CH1	kg/unit
N105-02-02	1/8 NPTF	19	6.5	14	0.019
N105-04-04	1/4 NPTF	29	11	19	0.045
N105-06-06	3/8 NPTF	29	11	22	0.062
N105-08-08	1/2 NPTF	38	14	30	0.112
N105-12-12	3/4 NPTF	39	14	36	0.156
N105-16-16	1 NPTF	48	17.5	41	0.289
N105-20-20	1 1/4 NPTF	49	17.5	50	0.340
N105-24-24	1 1/2 NPTF	49	17.5	60	0.531

4690



90° Male stud Elbow NPTF

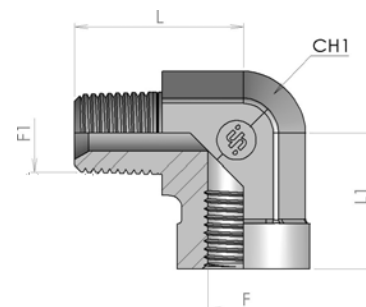
E

Product number	Ø tube		Thread	Dimension		Weight
	mm	inch	F	L	CH1	kg/unit
4690-02	6	1/4"	1/8 NPTF	19.5	12	0.015
4690-04	8	5/16"	1/4 NPTF	27.5	14	0.042
4690-06	10	3/8"	3/8 NPTF	31	19	0.093
4690-08	12	1/2"	1/2 NPTF	36	22	0.142
4690-12	20	3/4"	3/4 NPTF	40.5	27	0.231

4695

90° Female/Male Elbow NPTF

SDE

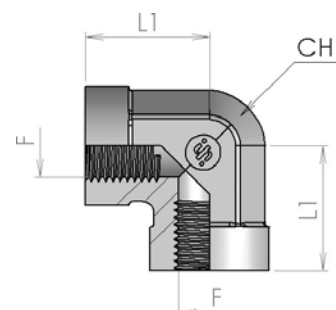


Product number	Ø tube		Thread		Dimension			Weight kg/unit
	mm	inch	F	F1	L	L1	CH1	
4695-02	6	1/4"	1/8 NPTF	1/8 NPTF	23.5	17	14	0.048
4695-04	8	5/16"	1/4 NPTF	1/4 NPTF	29	22.5	19	0.0648
4695-06	10	3/8"	3/8 NPTF	3/8 NPTF	33.5	26	22	0.008
4695-08	12	1/2"	1/2 NPTF	1/2 NPTF	38	31	27	0.1472
4695-12	20	3/4"	3/4 NPTF	3/4 NPTF	45	34.5	33	0.2104
4695-16	25	1"	1 NPTF	1 NPTF	55	41	41	0.4016
4695-20	32	1.1/4"	1.1/4 NPTF	1.1/4 NPTF	63	43	50	0.655

4580

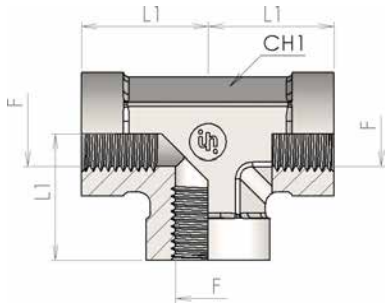
90° Female Union Elbow NPTF

E



Product number	Ø tube		Thread	Dimension		Weight kg/unit
	mm	inch	F	L1	CH1	
4580-02	6	1/4"	1/8 NPTF	17	14	0.06
4580-04	8	5/16"	1/4 NPTF	22.5	19	0.081
4580-06	10	3/8"	3/8 NPTF	26	22	0.01
4580-08	12	1/2"	1/2 NPTF	31	27	0.184
4580-12	20	3/4"	3/4 NPTF	34.5	33	0.263
4580-16	25	1"	1 NPTF	41	41	0.502
4580-20	32	1.1/4"	1.1/4 NPTF	43	50	0.663

4830

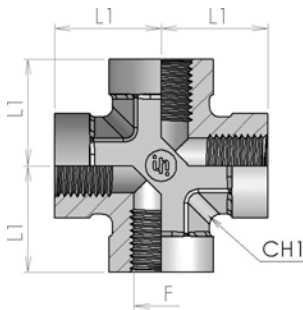


Female Union Tee NPTF

T

Product number	Ø tube		Thread	Dimension		Weight
	mm	inch	F	L1	CH1	kg/unit
4830-02	6	1/4"	1/8 NPTF	17	14	0.08
4830-04	8	5/16"	1/4 NPTF	22.5	19	0.108
4830-06	10	3/8"	3/8 NPTF	26	22	0.0133
4830-08	12	1/2"	1/2 NPTF	31	27	0.2453
4830-12	20	3/4"	3/4 NPTF	34.5	33	0.3507
4830-16	25	1"	1 NPTF	41	41	0.6693
4830-20	32	1.1/4"	1.1/4 NPTF	43	50	0.884

4920



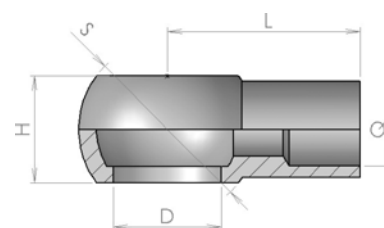
Female Union Cross NPTF

K

Product number	Ø tube		Thread	Dimension		Weight
	mm	inch	F	L1	CH1	kg/unit
4920-02	6	1/4"	1/8 NPTF	17	14	0.1
4920-04	8	5/16"	1/4 NPTF	22.5	19	0.135
4920-06	10	3/8"	3/8 NPTF	26	22	0.0167
4920-08	12	1/2"	1/2 NPTF	31	27	0.3067

1500

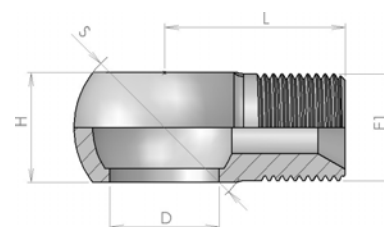
Weldable Metric Banjo Eye



Product number	Dimension					Weight
	S	H	Q	D	L	kg/unit
1500-08-05	14	8	5	8	15	0.006
1500-10-06	17	10.5	6	10.5	19	0.009
1500-12-08	20	12	8	12	22	0.015
1500-14-10	24	14	10	14	24	0.021
1500-16-10	28	18	10	16	28	0.038
1500-16-12	28	17	12	16	28	0.036
1500-18-12	32	20	12	18	30	0.055
1500-18-14	32	18	14	18	29	0.056
1500-22-16	35	22	16	22	34	0.057
1500-22-18	35	22	18	22	32	0.054
1500-26-22	45	29	22	26	40	0.111

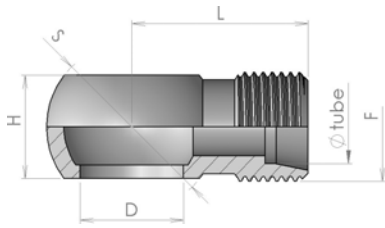
1570

Metric threaded Banjo Eye



Product number	Thread	Dimension				Weight
	F1	S	H	D	L	kg/unit
1570-14-14	M 14x1,5	24	14	14	25	0.027
1570-18-18	M 18x1,5	32	20	18	30	0.067
1570-22-22	M 22x1,5	35	22.5	22	32	0.081

1580



Metric threaded Banjo Eye 24° Cone

Product number	Thread	Dimension				Weight	Ø tube
	F	S	H	D	L	kg/unit	mm
1580-06-18	M 18x1,5	28	17	G 3/8	29	0.044	12
1580-08-18	M 18x1,5	36	22	G 1/2	33.5	0.086	12
1580-08-22	M 22x1,5	36	22	G 1/2	32.5	0.091	15

Analytic Index

1450	63	4580	243
1500	245	4600	52
1550	62	4610	52
1560	62	4620	50
1570	245	4625	51
1580	246	4626	241
1700	8	4630	50
1700E	34	4650	56
1750	237	4670	54
1770	237	4680	54
1775	148	4690	242
1777	143	4695	243
1800	16	4700	26
1805	40	4710	27
1810	238	4720	29
1820	239	4730	10
1860	240	4800	28
1865	49	4810	28
1870	241	4820	14
1875	53	4830	244
1900	115	4860	51
1903	156	4870	55
1905	124	4900	10
1906	150	4910	15
1907	133	4920	244
1910	137	5000	113
1915	123	5010	114
2000	12	5035	131
2010	18	5036	132
2020	11	5037	149
2200	61	5038	138
220C	61	5040	161
2350	19	5045	119
2360	49	5050	136
2365	55	5056	118
2450	20	5060	119
2550	30	5070	120
2650	31	5080	120
2750	32	5090	121
2850	33	5100	116
3220 3200	23	5110	121
3255	36	5120	116
3320	25	5130	122
3410	42	5140	151
3420	46	5150	152
3510	41	5160	153
3520	44	5165	157
3600	38	5170	154
3605	39	5180	155
3610	43	5185	126
3615	43	5190	134
3620	47	5200	135
3625	48	5210	135
3900	35	5220	136
3910	42	5230	127
3920	45	5235	128
3950	37	5240	129
4500	21	5250	130
4510	24	5265	158
4520	9	5275	159
4530	9	5280	159
4550	22	5400	144
4570	14	5410	145



Analytic Index

5420	146	7250_BS	200
5425	147	7250_M	215
5430	139	7260_BS	227
5440	140	7260_M	228
5450	141	7270	229
5455	142	7280	233
5805	125	7290	230
5900	117	7330	182
6000	71	7335	183
6010	69	7340	184
6015	70	7350	185
6036	86	7360_BS	193
6050	77	7360_M	209
6056	74	7370_L	177
6060	75	7370_L	178
6100	87	7370_S	179
6120	92	7370_S	180
6150	78	7380	181
6200	89	7400	169
6205	75	7410	170
6215	82	7420	231
6230	104	7430_BS	186
6250	90	7430_BS	187
6255	76	7430_I	206
6260	83	7430_M	205
6270	101	7430_UN	201
6300	72	7435	188
6320	100	7435	189
6350	72	7440_BS	190
6400	91	7440_BS	191
6410	85	7440_BS	192
6420	102	7440_M	207
6450	91	7440_M	208
6460	84	7450_BT	218
6470	102	7450_M	220
6510	78	7450_NP	216
6550	73	7460_BS	219
6600	104	7460_M	220
6610	105	7460_NP	217
6620	76	7500	171
6630	77	7510	172
6800	80	7510	173
6805	81	7520	174
6830	103	7600_BS	194
6840	93	7600_M	210
6850	97	7600_UN	202
6860	95	7605	211
6870	94	7610_BS	196
6880	96	7610_UN	203
6890	96	7615	213
6900	99	7620_BS	197
6905	98	7620_UN	204
6925	88	7625	214
7000	175	7630	195
7010	176	7635	212
7020	221	A105	13
7020_BS	222	A107	34
7030	225	A108	33
7035	226	A604	59
7120	232	A605	57
7130	223	A608	58
7240	198	J107	122
7240	199	J605	160

Analytic Index

J608	161
M105	238
M107	224
M605	239
M608	240
MG	60
MJ	162
MO	106
N105	242
O107	79
R605	17

Sections Index

Adapters BSPP 60°

Male stud connector BSP (ISO 8434-6)	8	Swivel 90° Elbow BSP-NPTF	56
90° Union elbow BSP (ISO 8434-6)	9	Male plug BSP (ISO 8434-6)	57
45° Union Elbow BSP (ISO 8434-6)	9	Female plug BSP (ISO 8434-6)	58
Union Tee BSP (ISO 8434-6)	10	Female BSP plug (ISO 8434-6)	59
Union Cross BSP (ISO 8434-6)	10	Braze-on straight connector	60
Male/Male extention BSP (ISO 8434-6)	11	Braze-on straight connector	61
Male-Female connector (ISO 8434-6)	11	Braze-on stud	61
Female Union (ISO 8434-6)	12	BSP threaded Banjo Eye	62
90° Female Union Elbow BSP	13	BSP threaded Banjo Eye with guide	62
Female Union Tee BSP	14	Weldable BSP Banjo Eye	63
Unione a croce femmina BSP	14	Adapters ORFS	64
Reducing BSP Niple (ISO 8434-6)	15	ORFS nut (ISO 8434-3)	69
Short Male-Female reducing (ISO 8434-6)	16	Metric sleeve (ISO 8434-3)	70
Male-Female reducing (ISO 8434-6)	17	Male union (ISO 8434-3)	71
Reducing Female-Male BSP (ISO 8434-6)	18	90° Union Elbow (ISO 8434-3)	72
Straight swivel nut union BSP (ISO 8434-6)	19	ORFS Union Tee (ISO 8434-3)	72
Swivel 90° Elbow (ISO 8434-6)	20	ORFS Union Cross (ISO 8434-3)	73
Swivel 90° Elbow BSP (ISO 8434-6)	21	ORFS Reducing male-female (ISO 8434-3)	74
Swivel 90° M/F Compact Elbow (ISO 8434-6)	22	ORFS Straight swivel nut union (ISO 8434-3)	75
Swivel 45° Elbow (ISO 8434-6)	23	90° Swivel Elbow (ISO 8434-3)	75
Swivel 45° Compact Elbow (ISO 8434-6)	24	45° Swivel Elbow (ISO 8434-3)	76
Swivel Run Tee (ISO 8434-6)	25	Swivel Run Tee (ISO 8434-3)	76
Swivel Branch Tee (ISO 8434-6)	26	Swivel Branch Tee (ISO 8434-3)	77
Male Run Tee (ISO 8434-6)	27	Bulkhead union (ISO 8434-3)	77
Male Branch Tee (ISO 8434-6)	28	90° Bulkhead union (ISO 8434-3)	78
Swivel Female Union Tee BSP (ISO 8434-6)	28	Bulkhead unions ORFS/UNF (ISO 11926)	78
Swivel 90° Elbow (welded)	29	Bulkhead locknut	79
Swivel 45° Elbow (welded)	30	Male stud connector ORFS-BSPP (ISO 1179)	80
Swivel 90° Elbow (welded)	31	Male stud connector ORFS-BSPP (Form E ISO 1179-2)	81
Swivel 45° Elbow (welded)	32	90° Adjustable stud elbow ORFS-BSP (ISO 1179)	82
Bulkhead Union (ISO 8434-6)	33	45° Adjustable stud elbow ORFS-BSP (ISO 1179)	83
Bulkhead locknut	33	Adjustable stud Run Tee ORFS-BSP (ISO 1179)	84
Male stud connector BSP-BSPP (Form E ISO 1179-2)	34	Adjustable stud Branch Tee ORFS-BSP (ISO 1179)	85
90° Adjustable stud elbow BSP-BSP (ISO 1179)	34	ORFS Swivel female - Male BSPP (Form E ISO 1179-2)	86
Adjustable 90° elbow Swivel female BSP-BSP (ISO 1179)	35	Male stud connector ORFS-UNF (ISO 11926)	87
45° Adjustable stud elbow BSP-BSP (ISO 1179)	36	Straight long stud connector (ISO 11926)	88
Adjustable stud Run Tee BSP-BSP (ISO 1179)	37	Adjustable stud elbow ORFS-UNF (ISO 11926)	89
Adjustable stud Branch Tee BSP-BSP (ISO 1179)	38	Adjustable stud elbow ORFS-UNF (ISO 11926)	90
Male stud connector BSP-Metric	39	Adjustable stud Branch Tee ORFS-UNF (ISO 11926)	91
Male stud connector BSP-Metric with O'ring and ret	40	Adjustable stud Run Tee ORFS-UNF (ISO 11926)	91
90° Adjustable stud elbow BSP-Metric with O'ring a	41	ORFS Swivel female - Male UN/UNF (ISO 11926)	92
45° Adjustable stud elbow BSP-Metric with O'ring a	42	Male stud connector ORFS-METRIC (ISO 6149)	93
Adjustable stud Run Tee BSP-Metric with O'ring and	42	90° Adjustable stud elbow ORFS-METRIC (ISO 6149)	94
Adjustable stud Branch Tee BSP-Metric with O'ring	43	45° Adjustable stud elbow ORFS-METRIC (ISO 6149)	95
Male stud connector BSP-UNF (ISO 11926)	43	Adjustable stud Run Tee ORFS-METRIC (ISO 6149)	96
90° Adjustable stud elbow BSP-UNF (ISO 11926)	44	Adjustable stud Branch Tee ORFS-METRIC (ISO 6149)	96
45° Adjustable stud elbow BSP-UNF (ISO 11926)	45	ORFS Swivel female - Male Metric (ISO 6149)	97
Adjustable stud Run Tee BSP-UNF (ISO 11926)	46	Male stud connector ORFS-METRIC (Form E ISO 9974-	98
Adjustable stud Branch Tee BSP-UNF (ISO 11926)	47	Male stud connector ORFS-METRIC with O-ring and re	99
Male stud connector BSP-BSPT	48	90° Adjustable stud elbow ORFS-METRIC with O-ring	100
Swivel Connector Female BSP/Male BSPT	49	45° Adjustable stud elbow ORFS-METRIC with O-ring	101
90° Male stud Elbow BSP-BSPT	49	Adjustable stud Run Tee ORFS-METRIC with O-ring an	102
45° Male stud elbows BSP-BSPT	50	Adjustable stud Branch Tee ORFS-METRIC with O-ring	102
Terminale a T M BSP/ M BSPT centrale	50	Male stud connector ORFS-NPTF	103
90° Male BSPT/Female BSP Elbow	51	90° Male stud elbows ORFS-NPTF	104
Swivel 90° Elbow BSP-BSPT	51	ORFS Male plug (ISO 8434-3)	104
Swivel 45° Elbow BSP-BSPT	52	ORFS Female plug (ISO 8434-3)	105
Male stud connector BSP-NPTF	52	ORFS braze-on straight connector (ISO 8434-3)	106
90° Male stud Elbow BSP-NPTF	53	Adapters JIC 37°	107
45° Male stud Elbow BSP-NPTF	54	Nut (ISO 8434-2)	113
Swivel Connector Female BSP/Male NPTF	54	Metric sleeve (ISO 8434-2)	114
NPTF Branch Tee	55	Male union (ISO 8434-2)	115
	55	90° Union Elbow (ISO 8434-2)	116

Sections Index

Union Tee (ISO 8434-2)	116	Union cross (ISO 8434-1) K	176
Union Cross (ISO 8434-2)	117	Metric union reducer light series RDSW	177
JIC Reducing male-female	118	Metric union reducer light series RDSW	178
JIC Straight swivel nut union (ISO 8434-2)	119	Metric union reducer heavy series RDSW	179
90° Swivel Elbow (ISO 8434-2)	119	Metric union reducer heavy series RDSW	180
45° Swivel Elbow (ISO 8434-2)	120	Swivel union (ISO 8434-1) SW20S	181
Swivel Run Tee (ISO 8434-2)	120	Swivel elbow (ISO 8434-1) SWOE	182
Swivel Branch Tee (ISO 8434-2)	121	Swivel 45° elbow (ISO 8434-1) SWOE45	183
Bulkhead union (ISO 8434-2)	121	Swivel branch tee (ISO 8434-1) SWOBT	184
90° Bulkhead union (ISO 8434-2)	122	Swivel Run Tee (ISO 8434-1)	185
Bulkhead locknut	122	Male stud connector BSPP thread (Form B ISO 1179-4	186
Male stud connector JIC-BSPP (ISO 1179)	123	Male stud connector BSPP thread (Form B ISO 1179-4	187
Terminale dritto M/M JIC-BSPP (ISO 8434-6)	124	Male stud connector BSPP thread (ISO 8434-6)	188
Male stud connector JIC-BSPP (Form E ISO 1179-2)	125	Male stud connector BSPP thread (ISO 8434-6)	189
Male-Female connector JIC-BSP	126	Male stud connector with Elastomeric Sealing (Form	190
90° Adjustable stud elbow JIC-BSP (ISO 1179)	127	Male stud connector with Elastomeric Sealing (Form	191
45° Adjustable stud elbow JIC-BSP (ISO 1179)	128	Male stud connector with Elastomeric Sealing (Form	192
Adjustable stud Run Tee JIC-BSP (ISO 1179)	129	Swivel connector BSPP thread with Elastomeric Seal	193
Adjustable stud Branch Tee JIC-BSP (ISO 1179)	130	90° Adjustable BSPP stud elbow (ISO 1179)	194
JIC Swivel female - Male BSPP (ISO 1179)	131	45° Adjustable BSP stud elbow (ISO 1179)	195
JIC Swivel female - Male BSPP (Form E ISO 1179-2)	132	Adjustable stud Run Tee BSP (ISO 1179)	196
Male stud connector JIC-UNF (ISO 11926)	133	Adjustable stud Branch Tee BSPP (ISO 1179)	197
90° Adjustable stud elbow JIC-UNF (ISO 11926)	134	Thread reducing coupling with Elastomeric sealing	198
45° Adjustable stud elbow JIC-UNF (ISO 11926)	135	Thread reducing coupling with Elastomeric sealing	199
Adjustable stud Run Tee JIC-UNF (ISO 11926)	135	Female connector BSPP thread S	200
Adjustable stud Branch Tee JIC-UNF (ISO 11926)	136	Male stud connector UNF thread (ISO 11926-2/3)	201
JIC Swivel female - Male UNF (ISO 11926)	136	90° Adjustable UNF stud elbow (ISO 11926)	202
Male stud connector JIC-METRIC (ISO 6149)	137	Adjustable stud Run Tee UNF (ISO 11926)	203
JIC Swivel female - Male Metric (ISO 6149)	138	Adjustable stud Branch Tee UNF (ISO 11926)	204
90° Adjustable stud elbow JIC-METRIC (ISO 6149)	139	Male stud connector Metric fine thread (Form B ISO	205
45° Adjustable stud elbow JIC-METRIC (ISO 6149)	140	Male stud connector Metric fine thread (Form F ISO	206
Adjustable stud Run Tee JIC-METRIC (ISO 6149)	141	Male stud connector with Elastomeric Sealing (Form	207
Adjustable stud Branch Tee JIC-METRIC (ISO 6149)	142	Male stud connector with Elastomeric Sealing (Form	208
Male stud connector JIC-METRIC with O-ring and ret	143	Swivel connector Metric fine thread with Elastomer	209
90° Adjustable stud elbow JIC-METRIC with O-ring a	144	90° Adjustable Metric stud elbow with O-ring and r	210
45° Adjustable stud elbow JIC-Metric with O'ring a	145	90° Adjustable Metric stud elbow (ISO 6149)	211
Adjustable stud Run Tee JIC-METRIC with O-ring and	146	45° Adjustable Metric stud elbow (ISO 6149)	212
Adjustable stud Branch Tee JIC-METRIC with O-ring	147	Adjustable stud Run Tee Metric (ISO 6149)	213
Male stud connector JIC-METRIC (Form E ISO 9974-2)	148	Adjustable stud Branch Tee Metric (ISO 6149)	214
JIC Swivel female - Male Metric (Form E ISO 9974-2	149	Female connector Metric fine thread S	215
Male stud connector JIC-NPTF	150	Male connector NPTF tapered thread SDS	216
90° Male stud Elbow JIC-NPTF	151	Male stud elbow - NPTF tapered thread (ISO 8434-1)	217
45° Male stud Elbow JIC-NPTF	152	Male stud connector BSPT tapered thread (Form C DI	218
NPTF Run Tee	153	Male stud elbow connector BSPT tapered thread (For	219
NPT Branch Tee	154	Male stud connector Metric fine tapered thread (Fo	220
Male JIC -Female NPTF stud connector	155	Male Metric - Metric Stud End 90° Light / Heavy Se	220
Male Connector Jic/BSPT	156	Bulkhead union (ISO 8434-1) BHSLN	221
90° Male stud elbows JIC-BSPT	157	Bulkhead union (stud end ISO 1179-2)	222
45° Male stud elbows JIC-BSPT	158	Bulkhead elbow (ISO 8434-1) BHELN	223
BSPT Run Tee	159	Bulkhead locknut	224
BSPT Branch Tee	159	Gauge connector BSPP thread (ISO 8434-1) SGC	225
JIC Male plug (ISO 8434-2)	160	Swivel gauge connector (ISO 8434-1) SWOGC	226
JIC Female swivel plug (ISO 8434-2)	161	Blanking plug for ports DIN 3852-2 Form E	227
UNF male plug (ISO 11926-1)	161	Blanking plug for port thread: Metric fine (Form E	228
JIC braze-on straight connector (ISO 8434-2)	162	Plug (ISO 8434-1) PL	229
Adapters DIN 24°	163	Pipe plug with O-Ring seal (ISO 8434-1) PL	230
Nut (ISO 8434-1) N	169	Weld connector (ISO 8434-1) WDS	231
Cutting ring (ISO 8434-1) CR	170	Welding straight bulkhead (ISO 8434-1)WDBHS	232
Straight union (ISO 8434-1)S	171	Welding nipple with O-ring seal WDNP	233
Straight reducer (ISO 8434-1)	172	Adapters Tapered & Metric 60°	234
Straight reducer (ISO 8434-1)	173	Metric Niple 60° Cone	237
Union elbow (ISO 8434-1) E	174	Reducing Metric Niple 60° Cone	237
Union tee (ISO 8434-1) T	175	Metric Female Union	238



Sections Index

Male Metric/Female BSP Connector	238
Male BSP/Female Metric Connector	239
Metric Plug	239
Tappo metrico girevole	240
Male stud connector BSPT	240
90° Male stud Elbow BSPT	241
Male stud connector NPTF	241
Metric Female Union NPTF	242
90° Male stud Elbow NPTF	242
90° Female/Male Elbow NPTF	243
90° Female Union Elbow NPTF	243
Female Union Tee NPTF	244
Female Union Cross NPTF	244
Weldable Metric Banjo Eye	245
Metric threaded Banjo Eye	245
Metric threaded Banjo Eye 24° Cone	246



INTERPUMP

FLUID SOLUTIONS 

Powered by I.M.M. Hydraulics



I.M.M. Hydraulics Spa
interpumpfluidsolutions.com

Via Italia, 49/51
66041 - Aversa (Ch) - Italy
T. 0972 883225
F. 0972 883226

